

GLAMOR

3000K-3500K-4000K CCT Switchable

Lumen efficiency up to 130 lm/W

Three diameters available: Ø300, Ø400, Ø600

Surface Mounted and Pendant

IP44, UGR \leq 15



GLAMOR 300 – CCT Switchable LED Ceiling Light

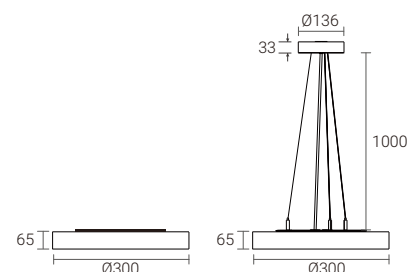
NEW



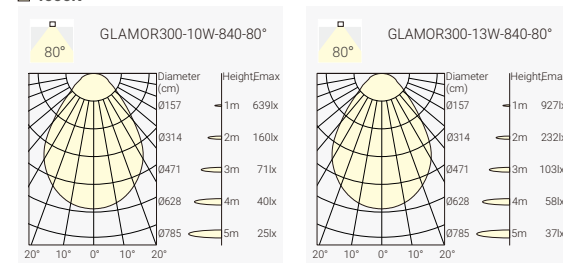
Quick Info

- LED: 8W, 11W, CRI>80
- CCT: 3000K-3500K-4000K Switchable
- Beam Angle: 80°
- Lumen Output: Up to 1200lm, 1600lm System Luminous Flux
- IP Class: IP44
- LED Driver: On-off, Phase Dim, 1-10V Dim, DALI Dim

Light Distribution



4000K



Finish

Surface/ Wall Mounted



Pendant Wires Mounted

* Standard pendant Wires length: 1000mm



Order Info (Surface/ Wall Mounted GLAMOR 300 in White Housing as an Example)

LED Power	System Power	LED Voltage	LED Current	CRI	CCT	Beam	LED Output	System Output	Code
8W	10W	33V	250mA	80	@3000K @3500K @4000K	80°	1650lm 1700lm 1800lm	1100lm 1150lm 1200lm	G3RS-8S38010F-WN
11W	13W	33V	350mA	80	@3000K @3500K @4000K	80°	2150lm 2200lm 2300lm	1450lm 1500lm 1600lm	G3RS-8S38013F-WN

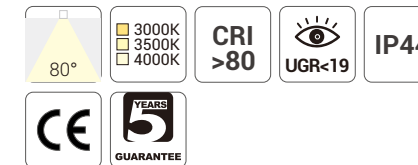
Code Remark: F=F(ON-OFF) P=P(Phase Dim) A=A(1-10V Dim) D=D(DALI Dim)

Coding

Model	CRI/ CCT	Beam Angle	Power	Control	Finish	Reflector Color	Accessory
G3RS GLAMOR 300 Surface/ Wall Mounted	8S3 CRI>80/ 3000K -3500K-4000K Switchable	80°	10 13W	F On-Off	W White	N None	
G3RP GLAMOR 300 Pendant Wires				P Phase Dim	B Black		A 1-10V Dim D DALI Dim

GLAMOR 400 – CCT Switchable LED Ceiling Light

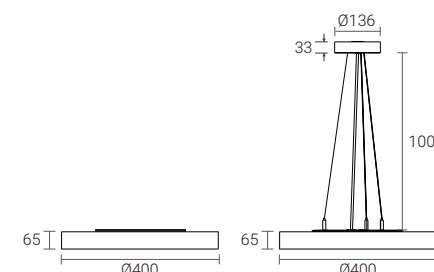
NEW



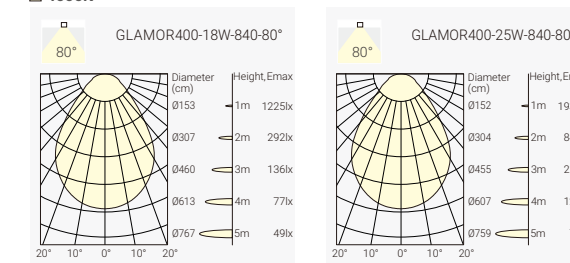
Quick Info

- LED: 16W, 23W, CRI>80
- CCT: 3000K-3500K-4000K Switchable
- Beam Angle: 80°
- Lumen Output: Up to 2400lm, 3400lm System Luminous Flux
- IP Class: IP44
- LED Driver: On-off, Phase Dim, 1-10V Dim, DALI Dim

Light Distribution



4000K



Finish

Surface/ Wall Mounted



Pendant Wires Mounted

* Standard pendant Wires length: 1000mm



Order Info (Surface/ Wall Mounted GLAMOR 400 in White Housing as an Example)

LED Power	System Power	LED Voltage	LED Current	CRI	CCT	Beam	LED Output	System Output	Code
16W	18W	33V	500mA	80	@3000K @3500K @4000K	80°	3100lm 3200lm 3300lm	2200lm 2300lm 2400lm	G4RS-8S38018F-WN
23W	25W	33V	700mA	80	@3000K @3500K @4000K	80°	4400lm 4550lm 4650lm	3100lm 3200lm 3400lm	G4RS-8S38025F-WN

Code Remark: F=F(ON-OFF) P=P(Phase Dim) A=A(1-10V Dim) D=D(DALI Dim)

Coding

Model	CRI/ CCT	Beam Angle	Power	Control	Finish	Reflector Color	Accessory
G4RS GLAMOR 400 Surface/ Wall Mounted	8S3 CRI>80/ 3000K -3500K-4000K Switchable	80°	18 25W	F On-Off	W White	N None	
G4RP GLAMOR 400 Pendant Wires				P Phase Dim	B Black		A 1-10V Dim D DALI Dim

GLAMOR 600 – CCT Switchable LED Ceiling Light

NEW

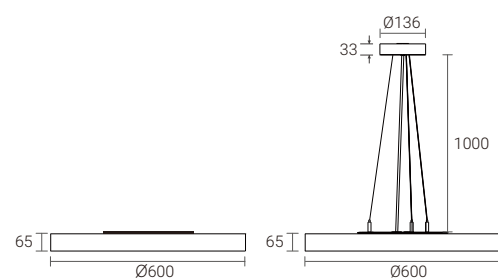
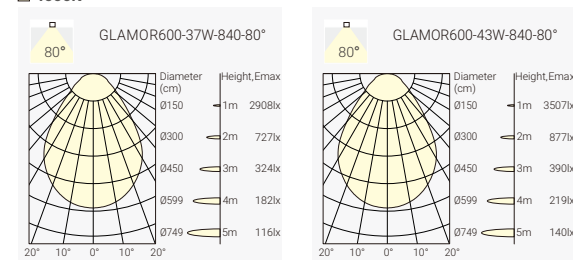


Quick Info

- LED: 34W, 40W, CRI>80
- CCT: 3000K-3500K-4000K Switchable
- Beam Angle: 80°
- Lumen Output: Up to 5300lm, 5900lm System Luminous Flux
- IP Class: IP44
- LED Driver: On-off, Phase Dim, 1-10V Dim, DALI Dim

Light Distribution

□ 4000K



Finish

Surface/ Wall Mounted



Pendant Wires Mounted

* Standard pendant Wires length: 1000mm



Order Info (Surface/ Wall Mounted GLAMOR 600 in White Housing as an Example)

LED Power	System Power	LED Voltage	LED Current	CRI	CCT	Beam	LED Output	System Output	Code
34W	37W	33V	1050mA	80	@3000K	80°	6650lm	5000lm	G6RS-8S38037F-WN
					@3500K	80°	6800lm	5200lm	
					@4000K	80°	6950lm	5300lm	
40W	43W	33V	1200mA	80	@3000K	80°	7500lm	5600lm	G6RS-8S38043F-WN
					@3500K	80°	7650lm	5700lm	
					@4000K	80°	7800lm	5900lm	

Code Remark: F=F(ON-OFF) P=P(Phase Dim) A=A(1-10V Dim) D=D(DALI Dim)

Coding

Model	CRI/ CCT	Beam Angle	Power	Control	Finish	Reflector Color	Accessory
G6RS	8S3	80	37	F	W	N	
GLAMOR 600 Surface/ Wall Mounted	CRI>80/ 3000K-3500K-4000K Switchable	80°	37W	On-Off	White	None	
G6RP			43	P	B		
GLAMOR 600 Pendant Wires			43W	Phase Dim	Black		
				A			
				1-10V Dim			
				D			
				DALI Dim			



Project: Application Reference