





# NEKO / SKYJACK A68

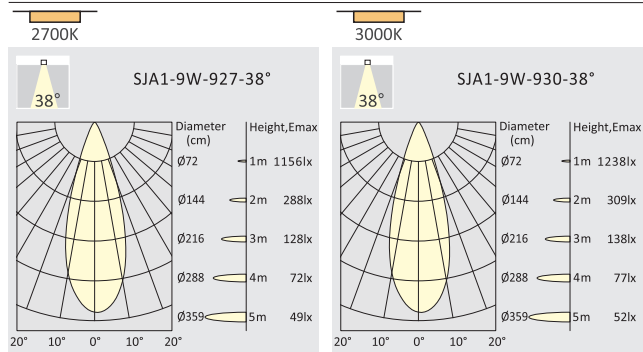
LED Downlight  
Incl. Phase Dim Driver & Fast Connection Junction Box



9W	CRI90	2700K 3000K	38°	±30° Tiltable	bridgelux 50,000h@L80B10	IP44	5 GUARANTEE	CE	68	1-25mm Ceiling Thickness	46	82
----	-------	----------------	-----	------------------	-----------------------------	------	----------------	----	----	-----------------------------	----	----

	LED Power	System Power	LED Voltage	LED Current	CRI	CCT	Beam	LED Output	System Output	Code
	9 W	11 W	18 V	500 mA	90	2700K	38°	900lm	720lm	SJA1-9273809P-WW
						3000K	38°	950lm	750lm	SJA1-9303809P-WW
<b>Code Remark:</b> P=Phase Dim										
	9 W	11 W	18 V	500 mA	90	2700K	38°	900lm	720lm	SJA1-9273809P-BB
						3000K	38°	950lm	750lm	SJA1-9303809P-BB
<b>Code Remark:</b> P=Phase Dim										

### Light Distribution



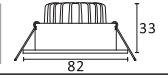
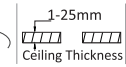
6W | CRI90

1800K-3000K  
Dim to Warm

38°  
Tilttable  
±30°

bridgelux  
60,000h@L80B10

IP44



LED Power	System Power	LED Voltage	LED Current	CRI	CCT	Beam	LED Output	System Output	Code
6 W	8 W	18 V	350 mA	90	1800K-3000K	38°	650lm	Max.450lm	SJA1-9D33806P-WW

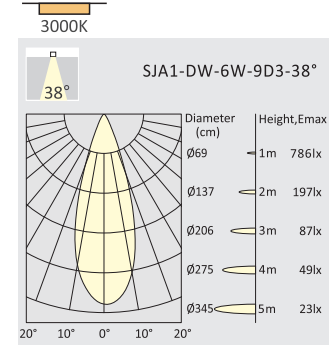
Code Remark: P=Phase Dim



6 W	8 W	18 V	350 mA	90	1800K-3000K	38°	650lm	Max.450lm	SJA1-9D33806P-BB
-----	-----	------	--------	----	-------------	-----	-------	-----------	------------------

Code Remark: P=Phase Dim

Light Distribution



DIM to WARM

1800K

2700K

3000K

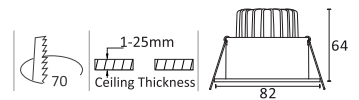


# NEKO / SKYJACK D

LED Downlight  
Incl. Phase Dim Driver & Fast Connection Junction Box



9W | CRI90 | 2700K | 3000K | 38° | ±30° Tiltable | bridgelux | 50,000h@L80B10 | UGR <19 | IP44 | 5 YEARS WARRANTY | CE



LED Power	System Power	LED Voltage	LED Current	CRI	CCT	Beam	LED Output	System Output	Code
9 W	11 W	18 V	500 mA	90	2700K	38°	900lm	700lm	SJD-9273809P-WW
					3000K	38°	950lm	750lm	SJD-9303809P-WW

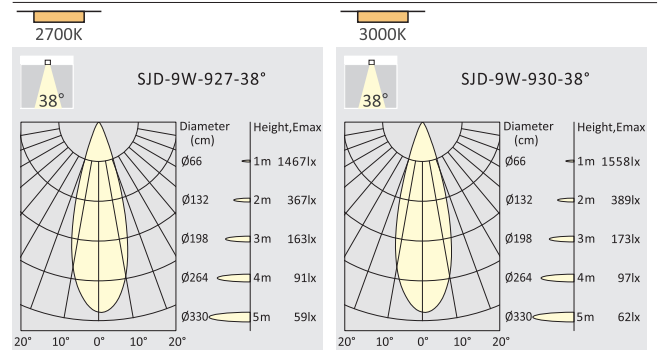
Code Remark: P=Phase Dim





9 W	11 W	18 V	500 mA	90	2700K	38°	900lm	650lm	SJD-9273809P-BB
					3000K	38°	950lm	700lm	SJD-9303809P-BB

Code Remark: P=Phase Dim

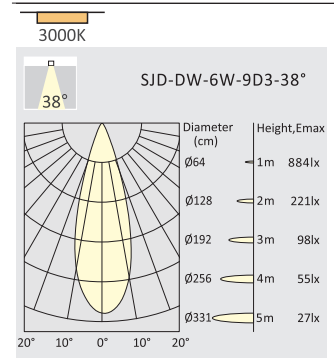
## Light Distribution



6W | CRI90 | 1800K-3000K Dim to Warm | 38° |  $\pm 30^\circ$  Tilttable | **bridgelux** 60,000h@L80B10 | IP44 | **5** YEAR WARRANTY | **CE**

	LED Power	System Power	LED Voltage	LED Current	CRI	CCT	Beam	LED Output	System Output	Code
	6 W	8 W	18 V	350 mA	90	1800K-3000K	38°	650lm	Max.450lm	SJD-9D33806P-WW
<b>Code Remark:</b> P=Phase Dim										
	6 W	8 W	18 V	350 mA	90	1800K-3000K	38°	650lm	Max.400lm	SJD-9D33806P-BB
<b>Code Remark:</b> P=Phase Dim										

**Light Distribution**

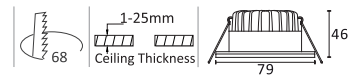


# NEKO / SKYJACK F

LED Downlight  
Incl. Phase Dim Driver & Fast Connection Junction Box

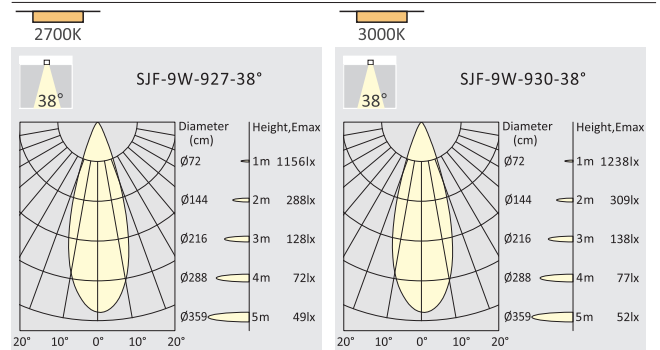



9W | CRI90 | 2700K / 3000K | 38° | **bridgelux** 50,000h@L80B10 | IP65 | 5 YEARS WARRANTY | CE



	LED Power	System Power	LED Voltage	LED Current	CRI	CCT	Beam	LED Output	System Output	Code
	9 W	11 W	18 V	500 mA	90	2700K	38°	900lm	720lm	SJF-9273809P-WW
						3000K	38°	950lm	750lm	SJF-9303809P-WW
<b>Code Remark:</b> P=Phase Dim										
	9 W	11 W	18 V	500 mA	90	2700K	38°	900lm	720lm	SJF-9273809P-BB
						3000K	38°	950lm	750lm	SJF-9303809P-BB
<b>Code Remark:</b> P=Phase Dim										

### Light Distribution





**NEKO / SKYJACK A145**  
LED Downlight



25W	CRI90	3000K	30°	±30° Tilttable	<b>bridgelux</b> 50,000h @ L80B10	UGR <19	IP20	5 YEAR GUARANTEE	CE	145	1-25mm Ceiling Thickness	92 158
-----	-------	-------	-----	----------------	--------------------------------------	---------	------	------------------	----	-----	--------------------------	-----------

	LED Power	System Power	LED Voltage	LED Current	CRI	CCT	Beam	LED Output	System Output	Code
	25 W	28 W	36 V	700 mA	90	3000K	30°	2500lm	2200lm	SJA2-9303025N-WW
Code Remark: N=(NO Driver) F=(ON-OFF) P=(Phase Dim) A=(1-10V Dim) D=(DALI Dim)										
	25 W	28 W	36 V	700 mA	90	3000K	30°	2500lm	2200lm	SJA2-9303025N-BB
Code Remark: N=(NO Driver) F=(ON-OFF) P=(Phase Dim) A=(1-10V Dim) D=(DALI Dim)										

**Light Distribution**

