

Tilting 90°

Rotation 360°



Different Mounting Bases

Surface Mounted



1RC Base



1SC Base



2RC Base



2SC Base

Recessed Mounted



1RR Base



1SR Base




2RR Base



2SR Base

Accessory



Honeycomb

Module Color



Black



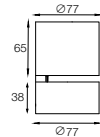
Chrome Gold



Chrome



White



14W	CRI90	2700K 3000K	36°	IP20	CITIZEN 50,000h@L80B10	5 GUARANTEED	CE
-----	-------	----------------	-----	------	---------------------------	-----------------	----

LED Power	System Power	LED Voltage	LED Current	CRI	CCT	Beam	LED Output	System Output	Code
12.5 W	14 W	36 V	350 mA	90	2700K	36°	1400lm	1100lm	V1RC-9273614P-WN
					3000K	36°	1500lm	1200lm	V1RC-9303614P-WN



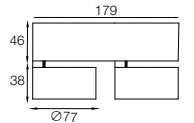
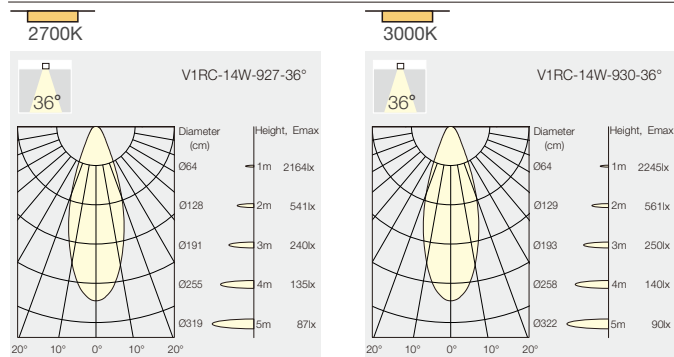
Code Remark: P=(Phase Dim)



12.5 W	14 W	36 V	350 mA	90	2700K	36°	1400lm	1100lm	V1RC-9273614P-BN
					3000K	36°	1500lm	1200lm	V1RC-9303614P-BN

Code Remark: P=(Phase Dim)

**Light Distribution**



28W	CRI90	2700K 3000K	36°	IP20	CITIZEN 50,000h@L80B10	5 GUARANTEED	CE
-----	-------	----------------	-----	------	---------------------------	-----------------	----

LED Power	System Power	LED Voltage	LED Current	CRI	CCT	Beam	LED Output	System Output	Code
2x12.5 W	2x14 W	36 V	2x350 mA	90	2700K	36°	2900lm	2300lm	V2RC-9273628P-WN
					3000K	36°	3000lm	2400lm	V2RC-9303628P-WN



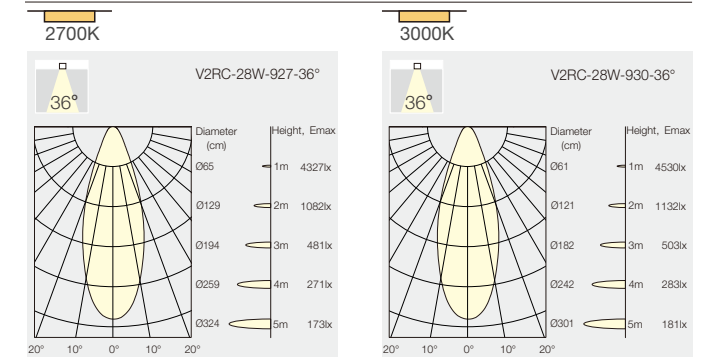
Code Remark: P=(Phase Dim)

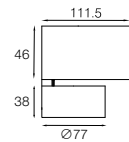


2x12.5 W	2x14 W	36 V	2x350 mA	90	2700K	36°	2900lm	2300lm	V2RC-9273628P-BN
					3000K	36°	3000lm	2400lm	V2RC-9303628P-BN

Code Remark: P=(Phase Dim)

**Light Distribution**





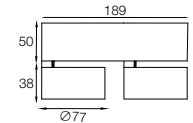
14W	CRI90	2700K 3000K	36°	IP20	CITIZEN 50,000h@L80B10	5 GUARANTEED	CE
-----	-------	----------------	-----	------	---------------------------	-----------------	----

LED Power	System Power	LED Voltage	LED Current	CRI	CCT	Beam	LED Output	System Output	Code
12.5 W	14 W	36 V	350 mA	90	2700K	36°	1400lm	1100lm	V1SC-9273614P-WN
					3000K	36°	1500lm	1200lm	V1SC-9303614P-WN

Code Remark: P=(Phase Dim)

LED Power	System Power	LED Voltage	LED Current	CRI	CCT	Beam	LED Output	System Output	Code
12.5 W	14 W	36 V	350 mA	90	2700K	36°	1400lm	1100lm	V1SC-9273614P-BN
					3000K	36°	1500lm	1200lm	V1SC-9303614P-BN

Code Remark: P=(Phase Dim)



28W	CRI90	2700K 3000K	36°	IP20	CITIZEN 50,000h@L80B10	5 GUARANTEED	CE
-----	-------	----------------	-----	------	---------------------------	-----------------	----

LED Power	System Power	LED Voltage	LED Current	CRI	CCT	Beam	LED Output	System Output	Code
2x12.5 W	2x14 W	36 V	2x350 mA	90	2700K	36°	2900lm	2300lm	V2SC-9273628P-WN
					3000K	36°	3000lm	2400lm	V2SC-9303628P-WN

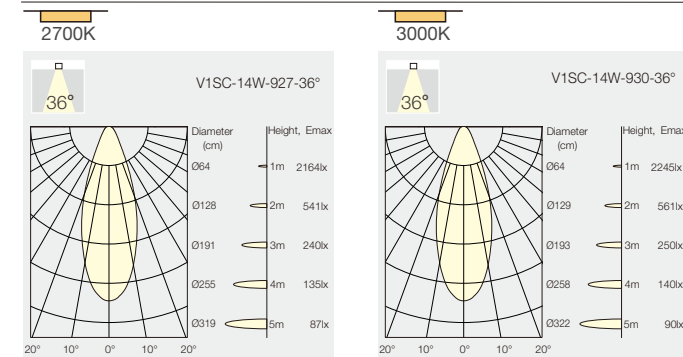
Code Remark: P=(Phase Dim)

LED Power	System Power	LED Voltage	LED Current	CRI	CCT	Beam	LED Output	System Output	Code
2x12.5 W	2x14 W	36 V	2x350 mA	90	2700K	36°	2900lm	2300lm	V2SC-9273628P-BN
					3000K	36°	3000lm	2400lm	V2SC-9303628P-BN

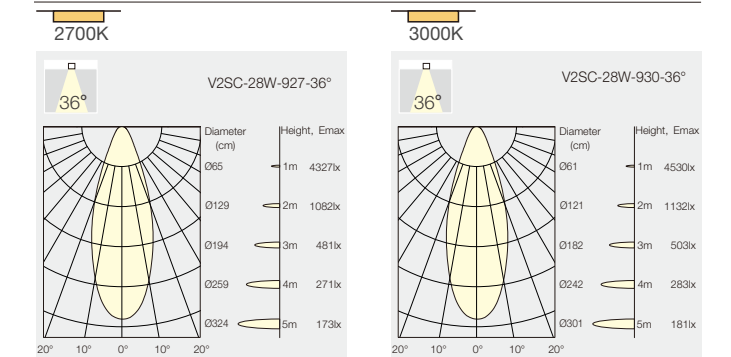
Code Remark: P=(Phase Dim)



**Light Distribution**

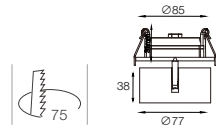


**Light Distribution**





14W CRI90 2700K/3000K 36° IP20 CITIZEN 50,000h@L80B10 5 YEAR GUARANTEE CE



LED Power	System Power	LED Voltage	LED Current	CRI	CCT	Beam	LED Output	System Output	Code
12.5 W	14 W	36 V	350 mA	90	2700K	36°	1400lm	1100lm	V1RR-9273614P-WN
					3000K	36°	1500lm	1200lm	V1RR-9303614P-WN

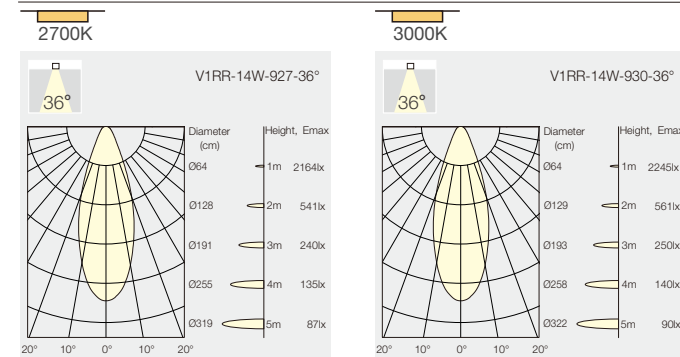
Code Remark: P=(Phase Dim)



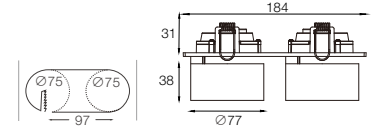
12.5 W	14 W	36 V	350 mA	90	2700K	36°	1400lm	1100lm	V1RR-9273614P-BN
					3000K	36°	1500lm	1200lm	V1RR-9303614P-BN

Code Remark: P=(Phase Dim)

**Light Distribution**



28W CRI90 2700K/3000K 36° IP20 CITIZEN 50,000h@L80B10 5 YEAR GUARANTEE CE



LED Power	System Power	LED Voltage	LED Current	CRI	CCT	Beam	LED Output	System Output	Code
2x12.5 W	2x14 W	36 V	2x350 mA	90	2700K	36°	2900lm	2300lm	V2RR-9273628P-WN
					3000K	36°	3000lm	2400lm	V2RR-9303628P-WN

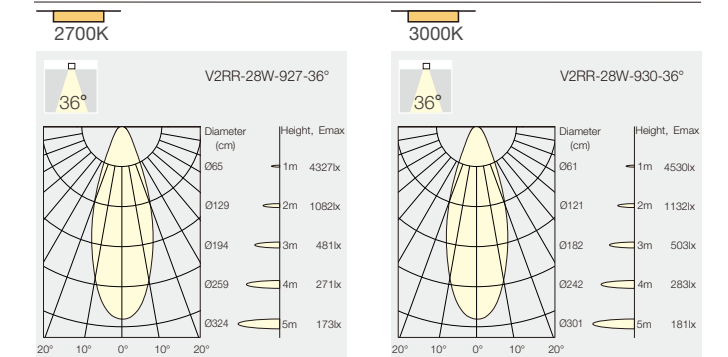
Code Remark: P=(Phase Dim)



2x12.5 W	2x14 W	36 V	2x350 mA	90	2700K	36°	2900lm	2300lm	V2RR-9273628P-BN
					3000K	36°	3000lm	2400lm	V2RR-9303628P-BN

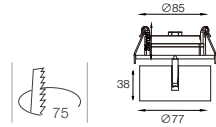
Code Remark: P=(Phase Dim)

**Light Distribution**

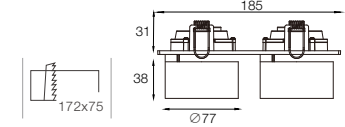




14W CRI90 2700K/3000K 36° IP20 CITIZEN 50,000h@L80B10 5 YEAR GUARANTEE CE



28W CRI90 2700K/3000K 36° IP20 CITIZEN 50,000h@L80B10 5 YEAR GUARANTEE CE



LED Power	System Power	LED Voltage	LED Current	CRI	CCT	Beam	LED Output	System Output	Code
12.5 W	14 W	36 V	350 mA	90	2700K	36°	1400lm	1100lm	V1SR-9273614P-WN
					3000K	36°	1500lm	1200lm	V1SR-9303614P-WN

Code Remark: P=(Phase Dim)



12.5 W	14 W	36 V	350 mA	90	2700K	36°	1400lm	1100lm	V1SR-9273614P-BN
					3000K	36°	1500lm	1200lm	V1SR-9303614P-BN

Code Remark: P=(Phase Dim)



LED Power	System Power	LED Voltage	LED Current	CRI	CCT	Beam	LED Output	System Output	Code
2x12.5 W	2x14 W	36 V	2x350 mA	90	2700K	36°	2900lm	2300lm	V2SR-9273628P-WN
					3000K	36°	3000lm	2400lm	V2SR-9303628P-WN

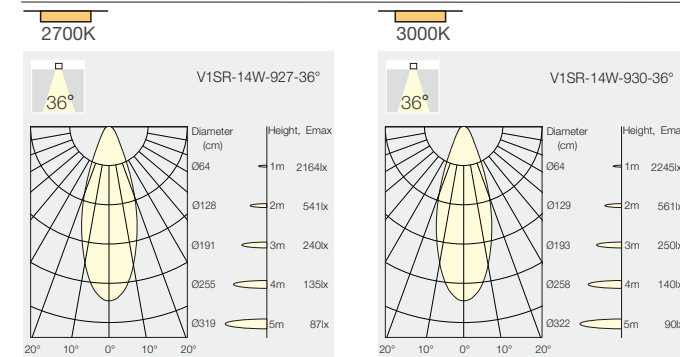
Code Remark: P=(Phase Dim)



2x12.5 W	2x14 W	36 V	2x350 mA	90	2700K	36°	2900lm	2300lm	V2SR-9273628P-BN
					3000K	36°	3000lm	2400lm	V2SR-9303628P-BN

Code Remark: P=(Phase Dim)

**Light Distribution**



**Light Distribution**

