LED Downlight TS200-25W-940

Light Output Ratio:	100.0%	
Luminaire Power:	27.55 W	
SHR Nominal:	1.00	Calculated using the TM5
SHR Maximum:	1.10	fine grid method.

C Range: 0 - 360DEG
C Interval: 15.0DEG
Test Speed: HIGH
Temperature:25.3DEG
Operators:Jason Long
Test Date:2019-05-17

γ Range: 0 - 90DEG
γ Interval: 1.0DEG
Test System:EVERFINE GO-2000B_V1 SYSTEM V2.0.362
Humidity:56%
Test Distance:5.850m [K=1.0000]
Remarks:

LUMINAIRE PHOTOMETRIC TEST REPORT

Test:U:220.9V I:0.1290A P:27.55W PF:0.9667 Freq:49.90Hz Lamp Flux:2249.42x1 lm		
NAME: TS200-25W-940	TYPE:Downlight	SERIAL No.:
SPEC.:4000K	DIM.: L218mm*W218mm*H80mm	
MFR.: NEKO LIGHTING AG		

DATA OF LAMP		PHOTOMETRIC DATA Eff: 81.64 lm/W			
MODEL	CITIZEN-4000K	Imax(cd)	1900	S/MH(C0/180)	1.04
NOMINAL POWER(W)	28	LOR(%)	100.0	S/MH(C90/270)	1.01
RATED VOLTAGE(V)	220	TOTAL FLUX(lm)	2249.4	η UP,DN(C0-180)	0.0,52.4
NOMINAL FLUX(lm)	2249.42	CIE CLASS	DIRECT	η UP,DN(C180-360)	0.0,47.6
LAMPS INSIDE	1	η up(%)	0.0	CIBSE SHR NOM	1.00
TEST VOLTAGE(V)	220	η down(%)	100.0	CIBSE SHR MAX	1.10

LUMINOUS INTENSITY DISTRIBUTION DIAGRAM

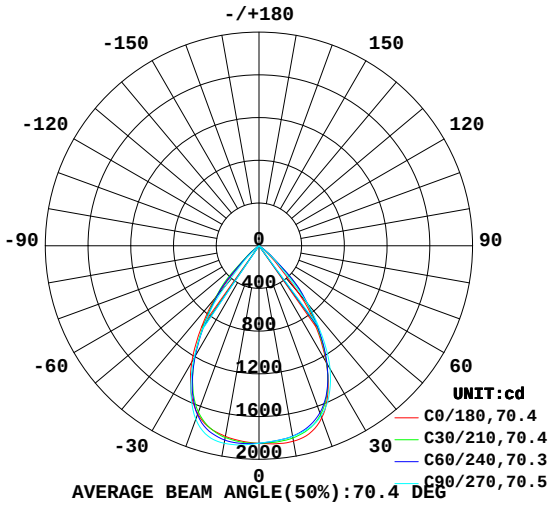

AVERAGE BEAM ANGLE(50%):70.4 DEG

C0 PLANE ISOLUX DIAGRAM (UNIT:lx)

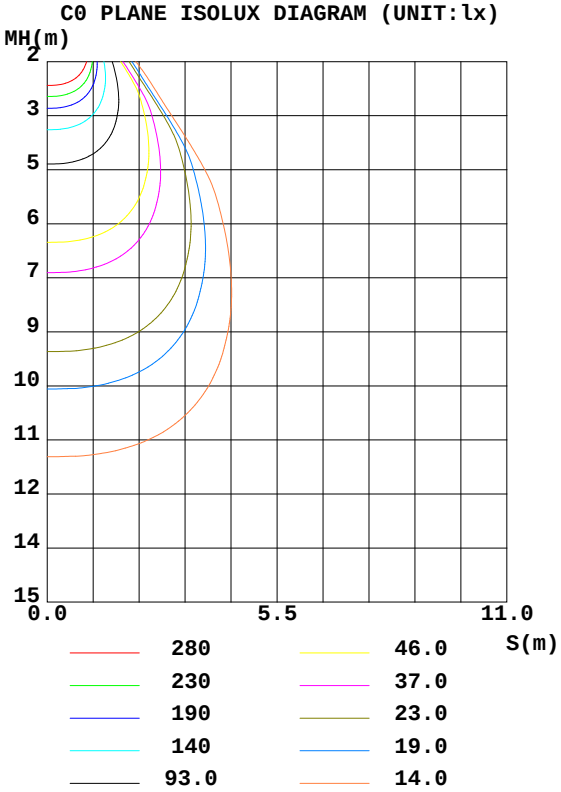

C Range: 0 - 360DEG
C Interval: 15.0DEG
Test Speed: HIGH
Temperature:25.3DEG
Operators:Jason Long
Test Date:2019-05-17

γ Range: 0 - 90DEG
γ Interval: 1.0DEG
Test System:EVERFINE GO-2000B_V1 SYSTEM V2.0.362
Humidity:56%
Test Distance:5.850m [K=1.0000]
Remarks:

ZONAL FLUX DIAGRAM

ZONAL FLUX DIAGRAM:

γ	C0	C45	C90	C135	C180	C225	C270	C315	γ	Φ zone	Φ total	%lum,lamp
10	1858	1817	1813	1887	1813	1831	1878	1752	0- 10	175.1	175.1	7.79,7.79
20	1717	1671	1698	1824	1676	1659	1730	1578	10- 20	502.7	677.8	30.1,30.1
30	1260	1275	1332	1376	1260	1184	1218	1130	20- 30	686.7	1364	60.7,60.7
40	572.7	707.0	711.5	748.3	635.3	607.4	485.1	587.6	30- 40	587.4	1952	86.8,86.8
50	46.33	299.1	105.7	317.5	70.75	182.1	22.95	166.3	40- 50	261.3	2213	98.4,98.4
60	5.038	7.847	6.124	8.255	5.532	5.195	4.272	5.145	50- 60	31.25	2244	99.8,99.8
70	1.882	2.552	2.410	2.386	2.031	1.893	1.561	1.783	60- 70	3.264	2248	99.9,99.9
80	0.5935	0.9261	0.8910	0.8781	0.6177	0.5671	0.4278	0.5539	70- 80	1.350	2249	100,100
90	0.1268	0.1377	0.1858	0.1596	0.0722	0.0656	0.0656	0.0678	80- 90	0.3674	2249	100,100
100									90-100			
110									100-110			
120									110-120			
130									120-130			
140									130-140			
150									140-150			
160									150-160			
170									160-170			
180									170-180			
DEG	LUMINOUS INTENSITY:cd									UNIT:lm		

Conical surface Flux(90deg): 2127.1 lm

%lum = 94.6%
%lamp = 94.6%

Conical surface Flux(120deg): 2244.4 lm

%lum = 99.8%
%lamp = 99.8%

C Range: 0 - 360DEG
C Interval: 15.0DEG
Test Speed: HIGH
Temperature:25.3DEG
Operators:Jason Long
Test Date:2019-05-17

γ Range: 0 - 90DEG
γ Interval: 1.0DEG
Test System:EVERFINE GO-2000B_V1 SYSTEM V2.0.362
Humidity:56%
Test Distance:5.850m [K=1.0000]
Remarks:

LUMINANCE LIMITATION CURVES

Test:U:220.9V I:0.1290A P:27.55W PF:0.9667 Freq:49.90Hz Lamp Flux:2249.42x1 lm		
NAME: TS200-25W-940	TYPE:Downlight	SERIAL No.:
SPEC.:4000K	DIM.: L218mm*W218mm*H80mm	
MFR.: NEKO LIGHTING AG		

LUMINANCE LIMITATION CURVES

GLARE	CLASS	ILLUMINANCE (lx)							
1.15	A	2000	1000	500	<=300				
1.50	B		2000	1000	500	<=300			
1.85	C			2000	1000	500	<=300		
2.20	D				2000	1000	500	<=300	
2.55	E					2000	1000	500	<=300
		a	b	c	d	e	f	g	h

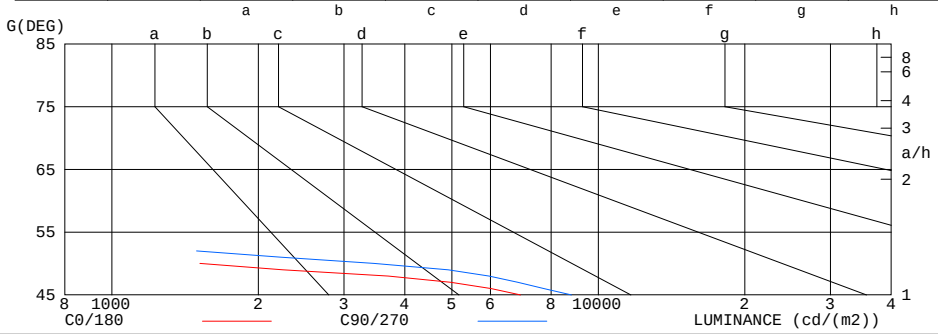

LUMINANCE cd/(m2)		
G(DEG)	C0/180	C90/270
85	63	113
80	72	108
75	90	121
70	116	148
65	153	191
60	212	258
55	402	568
50	1517	3460
45	6921	8809

C Range: 0 - 360DEG
C Interval: 15.0DEG
Test Speed: HIGH
Temperature:25.3DEG
Operators:Jason Long
Test Date:2019-05-17

γ Range: 0 - 90DEG
γ Interval: 1.0DEG
Test System:EVERFINE GO-2000B_V1 SYSTEM V2.0.362
Humidity:56%
Test Distance:5.850m [K=1.0000]
Remarks:

CU AND LUMINAIRE BUDGETARY ESTIMATE DIAGRAM

Test:U:220.9V I:0.1290A P:27.55W PF:0.9667 Freq:49.90Hz Lamp Flux:2249.42x1 lm		
NAME: TS200-25W-940	TYPE:Downlight	SERIAL No.:
SPEC.:4000K	DIM.: L218mm*W218mm*H80mm	
MFR.: NEKO LIGHTING AG		

ρcc	80%			70%			50%			30%			10%			0
ρw	50%	30%	10%	50%	30%	10%	50%	30%	10%	50%	30%	10%	50%	30%	10%	0
ρfc	20%			20%			20%			20%			20%			0
RCR	RCR:Room Cavity Ratio			Coefficients of Utilization(CU)												
0.0	1.19	1.19	1.19	1.16	1.16	1.16	1.11	1.11	1.11	1.06	1.06	1.06	1.02	1.02	1.02	.00
1.0	1.10	1.08	1.05	1.08	1.06	1.04	1.04	1.02	1.00	1.00	.99	.97	.97	.96	.95	.93
2.0	1.02	.98	.94	1.00	.96	.93	.97	.94	.91	.94	.91	.89	.91	.89	.87	.85
3.0	.94	.89	.85	.93	.88	.84	.90	.86	.83	.88	.84	.81	.85	.83	.80	.78
4.0	.87	.81	.77	.86	.81	.76	.84	.79	.75	.82	.78	.75	.80	.77	.74	.72
5.0	.81	.75	.70	.80	.74	.70	.78	.73	.69	.77	.72	.69	.75	.71	.68	.66
6.0	.75	.69	.64	.75	.69	.64	.73	.68	.64	.72	.67	.63	.70	.66	.63	.61
7.0	.70	.64	.59	.70	.63	.59	.68	.63	.59	.67	.62	.58	.66	.61	.58	.57
8.0	.66	.59	.55	.65	.59	.55	.64	.58	.54	.63	.58	.54	.62	.57	.54	.53
9.0	.62	.55	.51	.61	.55	.51	.60	.54	.51	.59	.54	.50	.58	.54	.50	.49
10.0	.58	.52	.47	.57	.51	.47	.56	.51	.47	.56	.51	.47	.55	.50	.47	.45

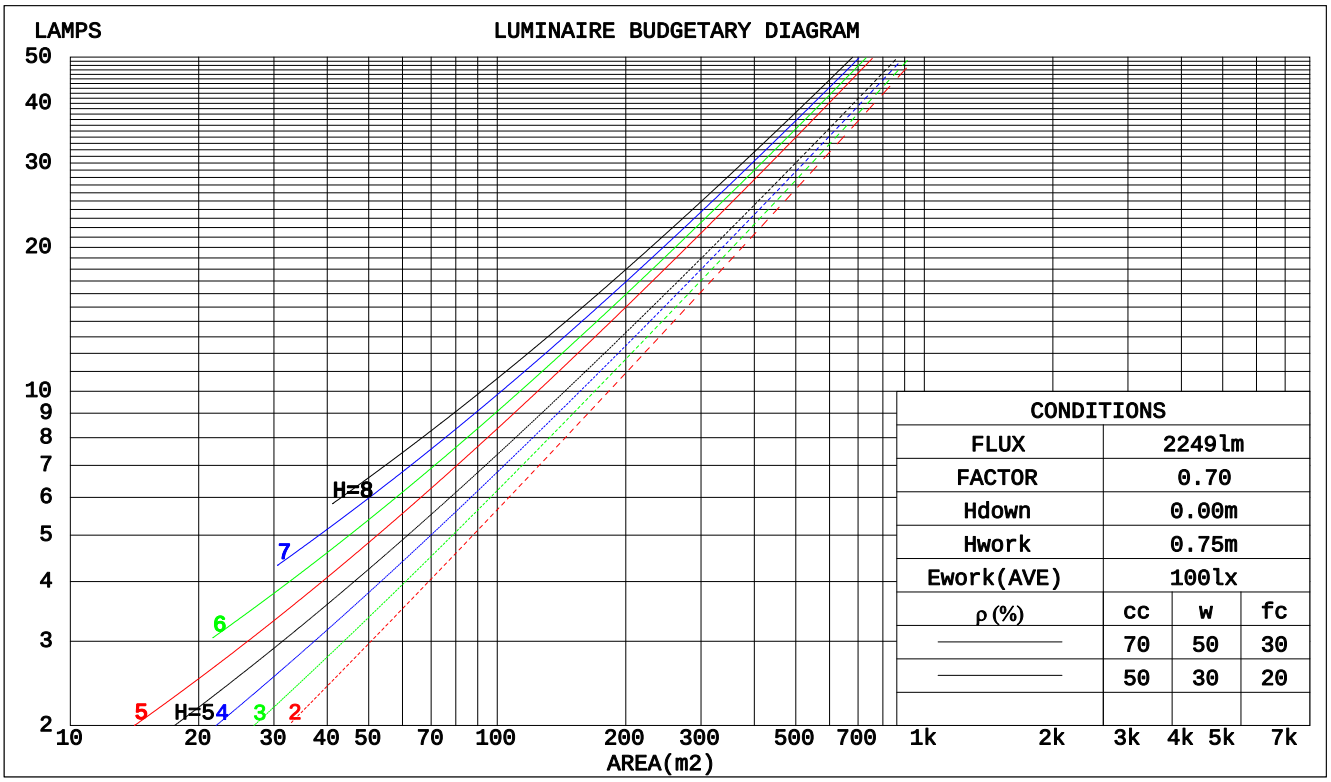

C Range: 0 - 360DEG
C Interval: 15.0DEG
Test Speed: HIGH
Temperature:25.3DEG
Operators:Jason Long
Test Date:2019-05-17

γ Range: 0 - 90DEG
γ Interval: 1.0DEG
Test System:EVERFINE GO-2000B_V1 SYSTEM V2.0.362
Humidity:56%
Test Distance:5.850m [K=1.0000]
Remarks:

WEC AND CCEC

Test:U:220.9V I:0.1290A P:27.55W PF:0.9667 Freq:49.90Hz Lamp Flux:2249.42x1 lm		
NAME: TS200-25W-940	TYPE:Downlight	SERIAL No.:
SPEC.:4000K	DIM.: L218mm*W218mm*H80mm	
MFR.: NEKO LIGHTING AG		

ρcc	80%			70%			50%			30%			10%			0
ρw	50%	30%	10%	50%	30%	10%	50%	30%	10%	50%	30%	10%	50%	30%	10%	0
ρfc	20%			20%			20%			20%			20%			0
RCR	RCR:Room Cavity Ratio						Wall Exitance Coeffcients(WEC)									
0.0																
1.0	.188	.107	.034	.181	.103	.033	.169	.097	.031	.157	.091	.029	.146	.085	.027	
2.0	.182	.100	.031	.176	.097	.030	.166	.092	.029	.156	.087	.027	.147	.083	.026	
3.0	.175	.093	.028	.170	.091	.027	.160	.087	.026	.152	.083	.026	.144	.080	.025	
4.0	.167	.087	.026	.163	.085	.025	.155	.082	.025	.147	.079	.024	.140	.076	.023	
5.0	.160	.081	.024	.156	.080	.023	.149	.078	.023	.142	.075	.022	.136	.073	.022	
6.0	.153	.076	.022	.149	.075	.022	.143	.073	.021	.137	.071	.021	.132	.069	.021	
7.0	.146	.072	.020	.143	.071	.020	.138	.070	.020	.132	.068	.020	.127	.066	.019	
8.0	.140	.068	.019	.137	.067	.019	.132	.066	.019	.127	.065	.019	.123	.063	.018	
9.0	.134	.065	.018	.131	.064	.018	.127	.063	.018	.123	.062	.018	.119	.060	.017	
10.0	.128	.061	.017	.126	.061	.017	.122	.060	.017	.118	.059	.017	.115	.058	.017	

ρcc	80%			70%			50%			30%			10%			0
ρw	50%	30%	10%	50%	30%	10%	50%	30%	10%	50%	30%	10%	50%	30%	10%	0
ρfc	20%			20%			20%			20%			20%			0
RCR	RCR:Room Cavity Ratio						Ceiling Cavity Exitance Coefficients(CCEC)									
0.0	.190	.190	.190	.163	.163	.163	.111	.111	.111	.064	.064	.064	.020	.020	.020	
1.0	.172	.157	.144	.147	.135	.124	.101	.093	.086	.058	.054	.050	.019	.017	.016	
2.0	.158	.132	.111	.135	.114	.096	.093	.079	.067	.053	.046	.039	.017	.015	.013	
3.0	.146	.114	.088	.125	.098	.076	.086	.068	.053	.050	.040	.031	.016	.013	.010	
4.0	.137	.099	.071	.117	.086	.061	.081	.060	.043	.047	.035	.026	.015	.011	.008	
5.0	.129	.088	.058	.110	.076	.050	.076	.053	.035	.044	.031	.021	.014	.010	.007	
6.0	.122	.079	.048	.105	.068	.042	.072	.048	.030	.042	.028	.018	.013	.009	.006	
7.0	.115	.071	.040	.099	.062	.035	.069	.043	.025	.040	.026	.015	.013	.008	.005	
8.0	.110	.065	.035	.095	.057	.030	.066	.040	.021	.038	.023	.013	.012	.008	.004	
9.0	.105	.060	.030	.090	.052	.026	.063	.037	.019	.037	.022	.011	.012	.007	.004	
10.0	.101	.056	.026	.087	.049	.023	.060	.034	.016	.035	.020	.010	.011	.007	.003	

C Range: 0 - 360DEG
C Interval: 15.0DEG
Test Speed: HIGH
Temperature:25.3DEG
Operators:Jason Long
Test Date:2019-05-17

γ Range: 0 - 90DEG
γ Interval: 1.0DEG
Test System:EVERFINE GO-2000B_V1 SYSTEM V2.0.362
Humidity:56%
Test Distance:5.850m [K=1.0000]
Remarks:

UGR(Unified Glare Rating) Table

Test:U:220.9V I:0.1290A P:27.55W PF:0.9667 Freq:49.90Hz Lamp Flux:2249.42x1 lm		
NAME: TS200-25W-940	TYPE:Downlight	SERIAL No.:
SPEC.:4000K	DIM.: L218mm*W218mm*H80mm	
MFR.: NEKO LIGHTING AG		

ceiling/cavity	0.7	0.7	0.5	0.5	0.3	0.7	0.7	0.5	0.5	0.3
walls	0.5	0.3	0.5	0.3	0.3	0.5	0.3	0.5	0.3	0.3
working plane	0.2	0.2	0.2	0.2	0.2	0.2	0.2	0.2	0.2	0.2
Room dimensions	Viewed crosswise					Viewed endwise				
x = 2H y = 2H	13.8	14.9	14.1	15.0	15.2	14.4	15.5	14.7	15.7	15.8
3H	13.6	14.6	13.9	14.8	15.0	14.3	15.2	14.5	15.4	15.6
4H	13.6	14.4	13.8	14.7	14.9	14.2	15.1	14.5	15.3	15.5
6H	13.5	14.3	13.8	14.5	14.8	14.1	14.9	14.4	15.2	15.4
8H	13.4	14.2	13.7	14.5	14.7	14.0	14.8	14.4	15.1	15.4
12H	13.4	14.1	13.7	14.4	14.7	14.0	14.8	14.3	15.0	15.3
4H 2H	13.6	14.5	13.8	14.7	14.9	14.2	15.1	14.5	15.3	15.5
3H	13.4	14.2	13.7	14.4	14.7	14.0	14.8	14.3	15.0	15.3
4H	13.3	14.0	13.6	14.3	14.6	13.9	14.6	14.3	14.9	15.2
6H	13.2	13.8	13.6	14.1	14.5	13.8	14.4	14.2	14.8	15.1
8H	13.1	13.7	13.5	14.1	14.4	13.8	14.3	14.2	14.7	15.1
12H	13.1	13.6	13.5	14.0	14.4	13.7	14.2	14.1	14.6	15.0
8H 4H	13.1	13.7	13.5	14.1	14.4	13.8	14.3	14.2	14.7	15.1
6H	13.1	13.5	13.5	13.9	14.3	13.7	14.1	14.1	14.5	14.9
8H	13.0	13.4	13.4	13.8	14.3	13.6	14.0	14.1	14.4	14.9
12H	12.9	13.3	13.4	13.7	14.2	13.6	13.9	14.0	14.4	14.8
12H 4H	13.1	13.6	13.5	14.0	14.4	13.7	14.2	14.1	14.6	15.0
6H	13.0	13.4	13.4	13.8	14.3	13.6	14.0	14.1	14.4	14.9
8H	12.9	13.3	13.4	13.7	14.2	13.6	13.9	14.0	14.4	14.8
Variations with the observer position at spacings:										
S = 1.0H	+ 2.6 / -20.8					+ 2.6 / -19.5				
1.5H	+ 4.0 / -16.8					+ 4.1 / -14.8				
2.0H	+ 6.3 / -15.2					+ 6.4 / -15.9				

CIE Pub.117, 2249 lm Total Lamp Luminous Flux Correct (8log(F/F0) = 2.8)

C Range: 0 - 360DEG
C Interval: 15.0DEG
Test Speed: HIGH
Temperature:25.3DEG
Operators:Jason Long
Test Date:2019-05-17

γ Range: 0 - 90DEG
γ Interval: 1.0DEG
Test System:EVERFINE GO-2000B_V1 SYSTEM V2.0.362
Humidity:56%
Test Distance:5.850m [K=1.0000]
Remarks:

UTILIZATION FACTORS TABLE

Test:U:220.9V I:0.1290A P:27.55W PF:0.9667 Freq:49.90Hz Lamp Flux:2249.42x1 lm		
NAME: TS200-25W-940	TYPE:Downlight	SERIAL No.:
SPEC.:4000K	DIM.: L218mm*W218mm*H80mm	
MFR.: NEKO LIGHTING AG		

REFLECTANCE										
Ceiling	0.8	0.8	0.8	0.7	0.7	0.7	0.5	0.5	0.5	0
Walls	0.7	0.5	0.3	0.7	0.5	0.3	0.7	0.5	0.3	0
Working plane	0.2	0.2	0.2	0.2	0.2	0.2	0.2	0.2	0.2	0
ROOM INDEX	UTILIZATION FACTORS(PERCENT) k(RI) x RCR = 5									
k = 0.60	83	76	72	83	76	72	82	75	72	68
0.80	91	85	81	91	84	81	89	84	80	76
1.00	97	91	87	96	90	86	94	90	86	82
1.25	101	96	92	100	95	92	98	94	91	86
1.50	104	99	96	103	99	95	101	97	94	89
2.00	108	103	100	106	102	99	103	100	97	92
2.50	109	105	102	108	104	101	105	102	99	93
3.00	111	107	105	109	106	103	106	103	101	95
4.00	113	110	108	111	109	106	107	105	104	96
5.00	114	112	110	112	110	108	108	107	105	97
ROOM INDEX	UF(total)									Direct
According to DIN EN 13032-2 2004				Suspended					SHRNOM = 1.25	

C Range: 0 - 360DEG
C Interval: 15.0DEG
Test Speed: HIGH
Temperature:25.3DEG
Operators:Jason Long
Test Date:2019-05-17

γ Range: 0 - 90DEG
γ Interval: 1.0DEG
Test System:EVERFINE GO-2000B_V1 SYSTEM V2.0.362
Humidity:56%
Test Distance:5.850m [K=1.0000]
Remarks:

ISOCANDELA DIAGRAM

Test:U:220.9V I:0.1290A P:27.55W PF:0.9667 Freq:49.90Hz Lamp Flux:2249.42x1 lm		
NAME: TS200-25W-940	TYPE:Downlight	SERIAL No.:
SPEC.:4000K	DIM.: L218mm*W218mm*H80mm	
MFR.: NEKO LIGHTING AG		

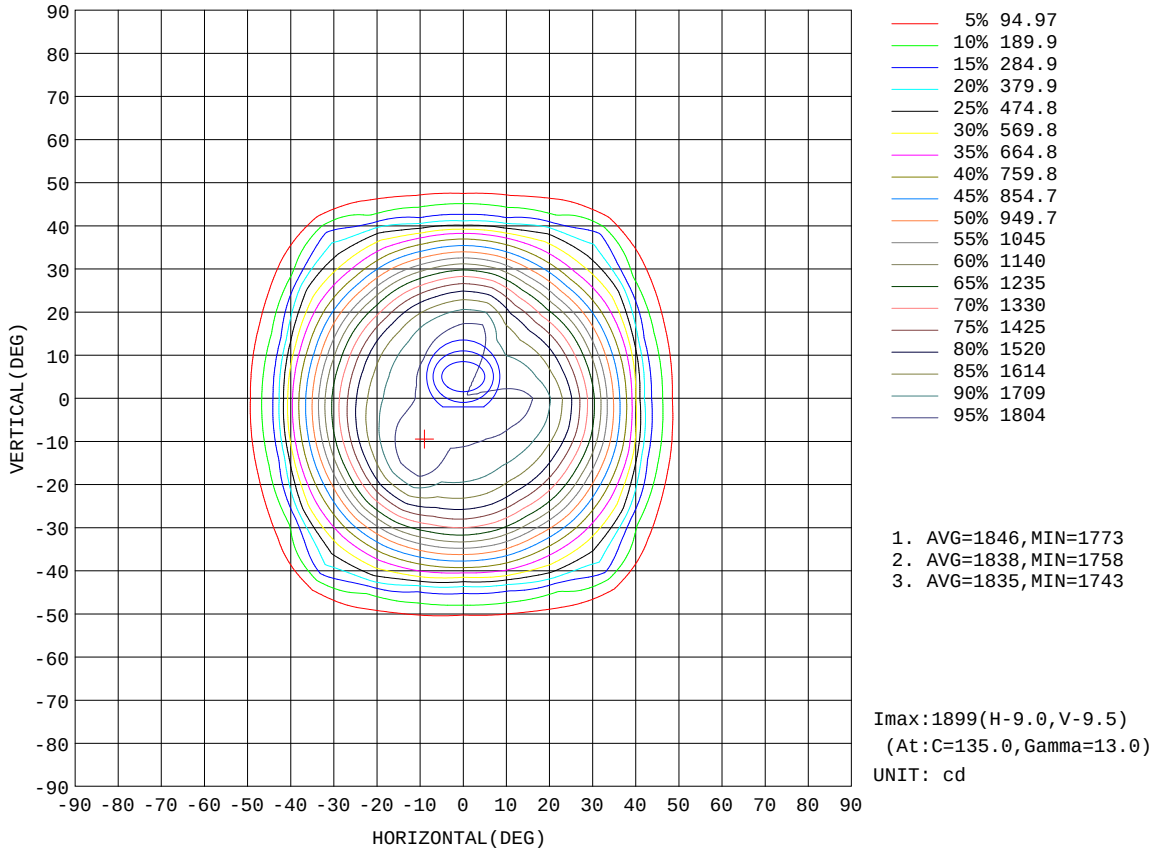

C Range: 0 - 360DEG
C Interval: 15.0DEG
Test Speed: HIGH
Temperature:25.3DEG
Operators:Jason Long
Test Date:2019-05-17

γ Range: 0 - 90DEG
γ Interval: 1.0DEG
Test System:EVERFINE GO-2000B_V1 SYSTEM V2.0.362
Humidity:56%
Test Distance:5.850m [K=1.0000]
Remarks:

AAI Figure

Test:U:220.9V I:0.1290A P:27.55W PF:0.9667 Freq:49.90Hz Lamp Flux:2249.42x1 lm		
NAME: TS200-25W-940	TYPE:Downlight	SERIAL No.:
SPEC.:4000K	DIM.: L218mm*W218mm*H80mm	
MFR.: NEKO LIGHTING AG		

Flux out:1746 lm

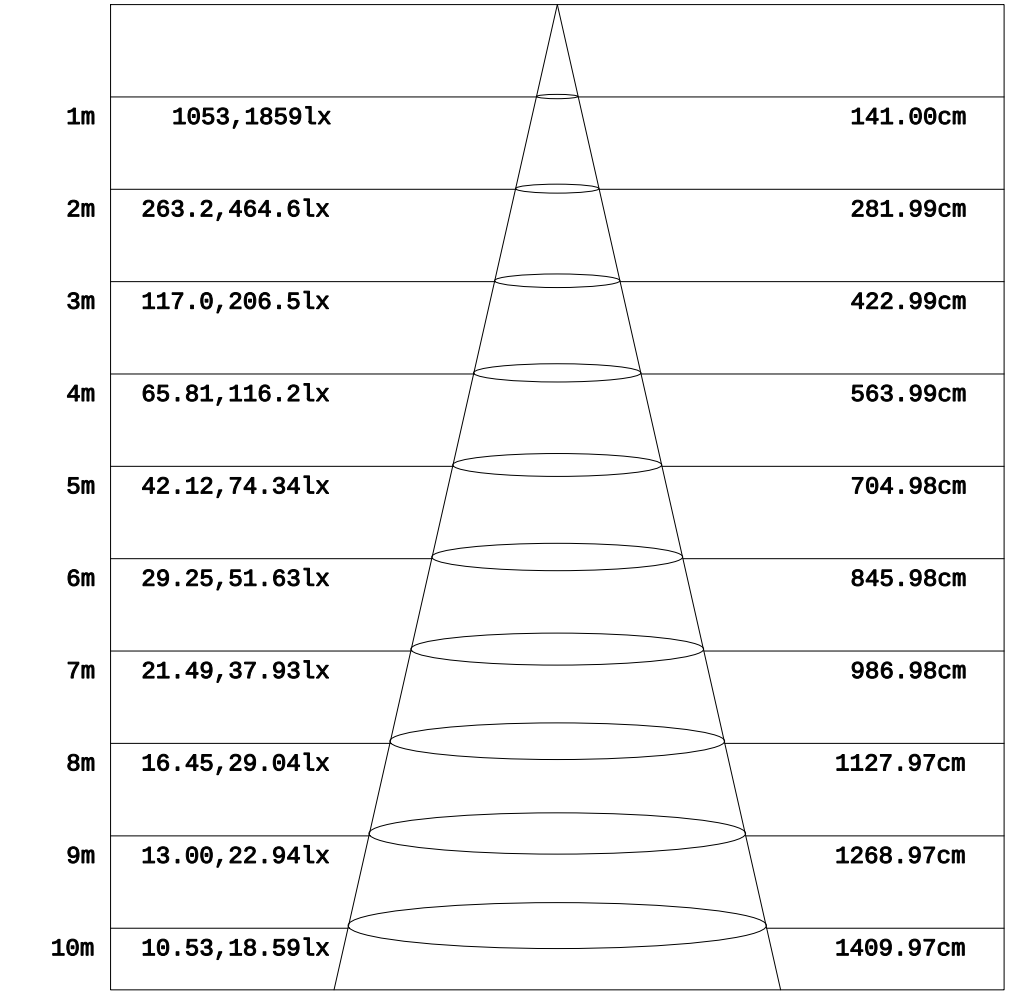

Note:The Curves indicate the illuminated area and the average illumination when the luminaire is at different distance.

C Range: 0 - 360DEG
C Interval: 15.0DEG
Test Speed: HIGH
Temperature:25.3DEG
Operators:Jason Long
Test Date:2019-05-17

γ Range: 0 - 90DEG
γ Interval: 1.0DEG
Test System:EVERFINE GO-2000B_V1 SYSTEM V2.0.362
Humidity:56%
Test Distance:5.850m [K=1.0000]
Remarks:

ISOLUX DIAGRAM

Test:U:220.9V I:0.1290A P:27.55W PF:0.9667 Freq:49.90Hz Lamp Flux:2249.42x1 lm		
NAME: TS200-25W-940	TYPE:Downlight	SERIAL No.:
SPEC.:4000K	DIM.: L218mm*W218mm*H80mm	
MFR.: NEKO LIGHTING AG		

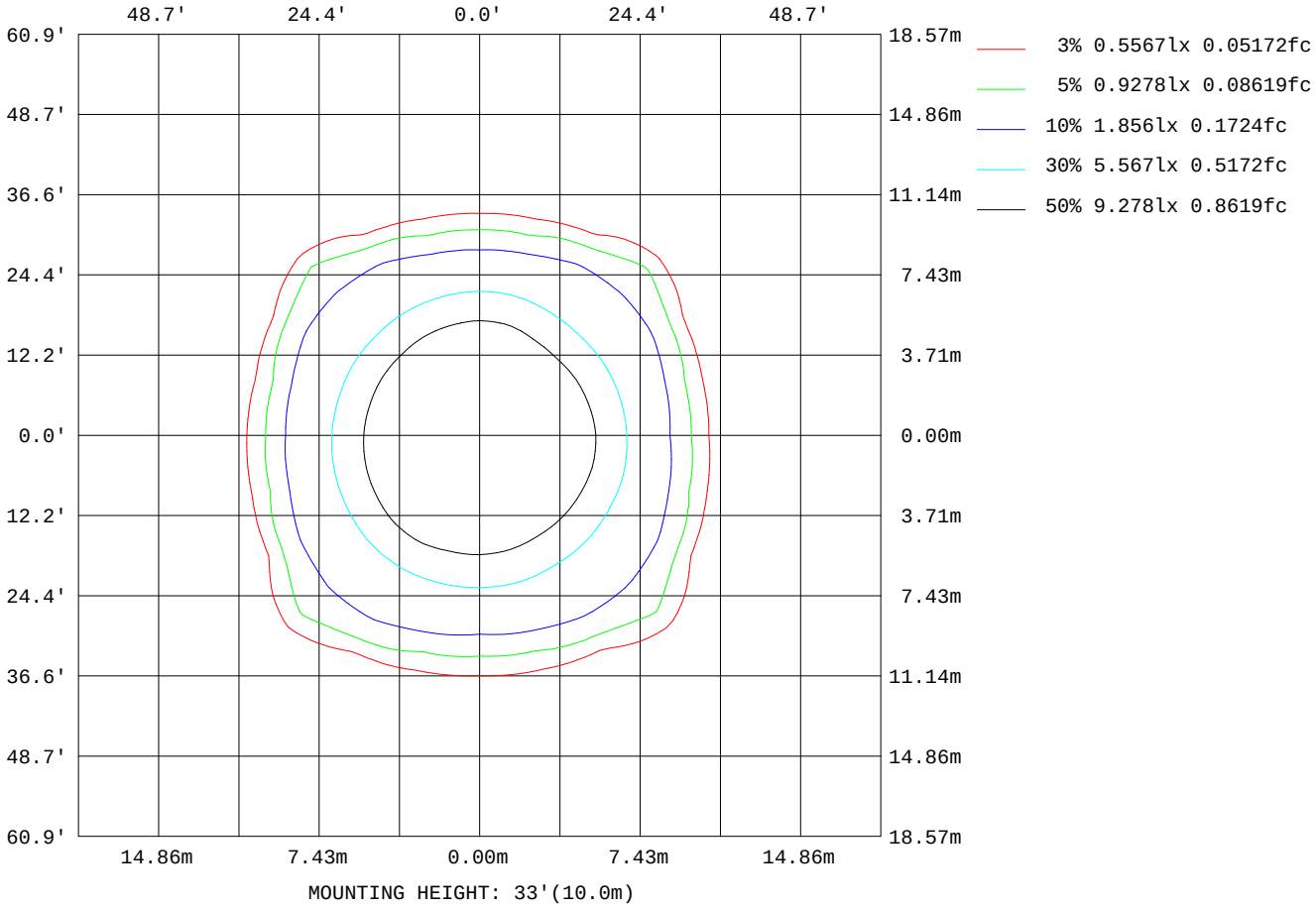

C Range: 0 - 360DEG
C Interval: 15.0DEG
Test Speed: HIGH
Temperature:25.3DEG
Operators:Jason Long
Test Date:2019-05-17

γ Range: 0 - 90DEG
γ Interval: 1.0DEG
Test System:EVERFINE GO-2000B_V1 SYSTEM V2.0.362
Humidity:56%
Test Distance:5.850m [K=1.0000]
Remarks:

LED Avg.L Report

Test:U:220.9V I:0.1290A P:27.55W PF:0.9667 Freq:49.90Hz Lamp Flux:2249.42x1 lm		
NAME: TS200-25W-940	TYPE:Downlight	SERIAL No.:
SPEC.:4000K	DIM.: L218mm*W218mm*H80mm	
MFR.: NEKO LIGHTING AG		

AvgL	cd/m2
L_0~180(65)av	161
L_0~180(75)av	93
L_0~180(85)av	61
L_90~270(65)av	161
L_90~270(75)av	96
L_90~270(85)av	73
L_45(65)av	165
L_45(75)av	108
L_45(85)av	77

Standard: GB/T 29293-2012

C Range: 0 - 360DEG
C Interval: 15.0DEG
Test Speed: HIGH
Temperature:25.3DEG
Operators:Jason Long
Test Date:2019-05-17

γ Range: 0 - 90DEG
γ Interval: 1.0DEG
Test System:EVERFINE GO-2000B_V1 SYSTEM V2.0.362
Humidity:56%
Test Distance:5.850m [K=1.0000]
Remarks:

Planar Illuminance Curve

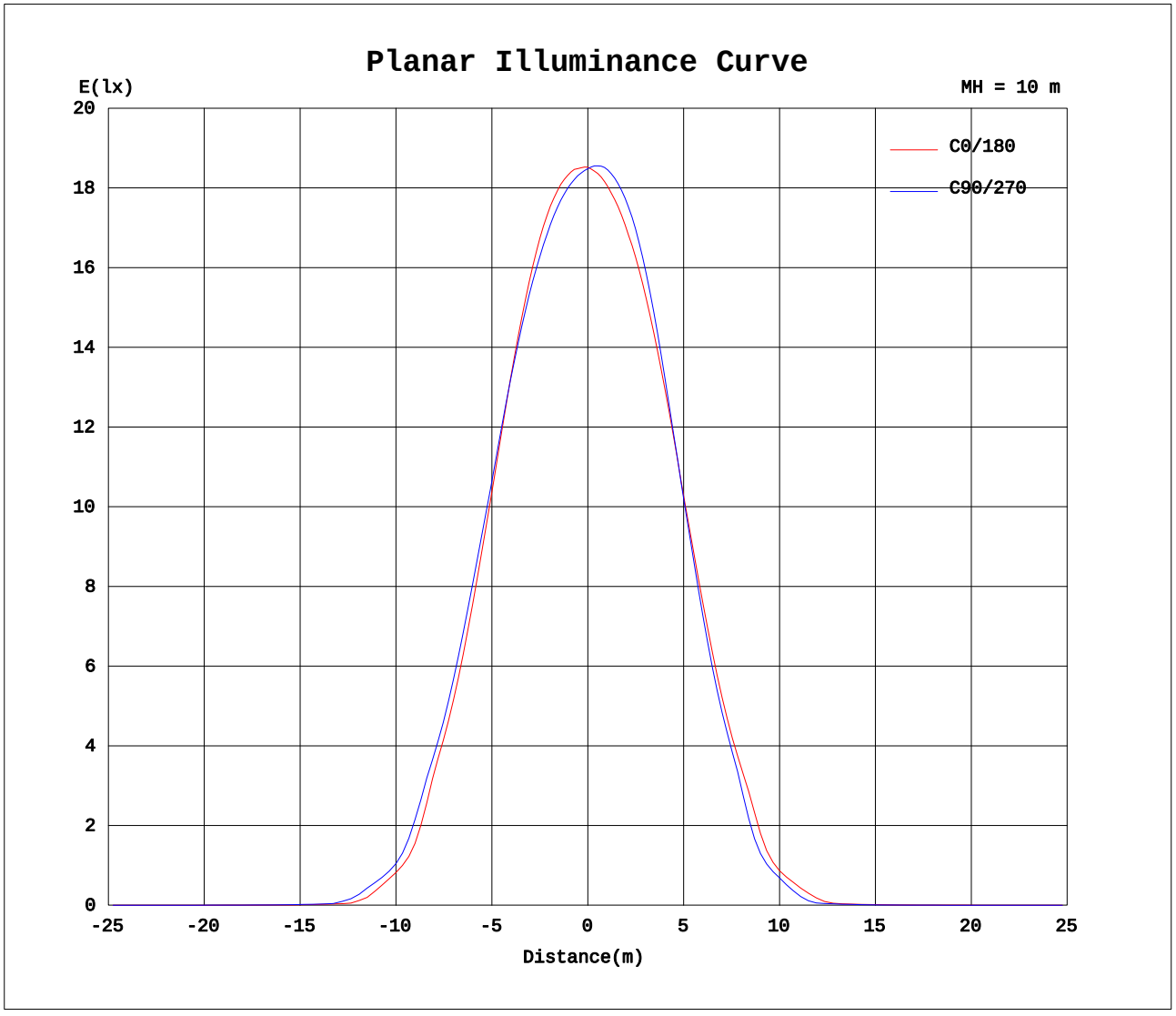

C Range: 0 - 360DEG
C Interval: 15.0DEG
Test Speed: HIGH
Temperature:25.3DEG
Operators:Jason Long
Test Date:2019-05-17

γ Range: 0 - 90DEG
γ Interval: 1.0DEG
Test System:EVERFINE GO-2000B_V1 SYSTEM V2.0.362
Humidity:56%
Test Distance:5.850m [K=1.0000]
Remarks:

LUMINOUS DISTRIBUTION INTENSITY DATA

Test:U:220.9V I:0.1290A P:27.55W PF:0.9667 Freq:49.90Hz Lamp Flux:2249.42x1 lm		
NAME: TS200-25W-940	TYPE:Downlight	SERIAL No.:
SPEC.:4000K	DIM.: L218mm*W218mm*H80mm	
MFR.: NEKO LIGHTING AG		

Table--1 UNIT: cd

γ (DEG) \ C(DEG)	0	15	30	45	60	75	90	105	120	135	150	165	180	195	210	225	240	255	270
0	1852	1851	1850	1850	1849	1849	1849	1849	1817	1810	1810	1810	1852	1851	1850	1850	1849	1849	1849
5	1861	1853	1846	1839	1833	1833	1832	1830	1849	1847	1833	1816	1837	1841	1846	1852	1858	1866	1873
10	1858	1843	1827	1817	1811	1809	1813	1815	1886	1887	1855	1818	1813	1814	1823	1831	1847	1862	1878
15	1821	1804	1782	1769	1760	1765	1774	1781	1892	1895	1848	1798	1770	1763	1768	1776	1799	1821	1845
20	1717	1707	1684	1671	1666	1684	1698	1710	1824	1824	1769	1714	1676	1659	1659	1659	1685	1704	1730
25	1526	1534	1513	1510	1505	1536	1550	1564	1650	1646	1590	1547	1509	1478	1467	1457	1479	1486	1512
30	1260	1280	1268	1275	1273	1311	1332	1336	1383	1376	1323	1292	1260	1219	1206	1184	1196	1198	1218
35	937	972	974	994	992	1024	1031	1044	1063	1059	1008	981	950	914	902	878	884	870	881
40	573	664	689	707	709	720	711	733	755	748	711	673	635	606	627	607	605	511	485
45	233	265	401	481	438	321	296	336	491	509	404	264	246	239	356	407	274	197	195
50	46.3	81.8	141	299	156	129	106	137	166	318	140	92.9	70.8	77.7	116	182	93.2	31.3	23.0
55	11.0	13.4	21.9	74.6	28.2	15.7	15.5	16.5	37.8	76.9	21.6	13.5	13.0	11.9	16.3	39.0	12.2	9.18	8.48
60	5.04	4.91	6.60	7.85	7.19	5.56	6.12	5.63	7.73	8.26	6.46	5.08	5.53	4.41	5.26	5.19	4.09	3.86	4.27
65	3.08	3.09	3.57	3.86	3.73	3.50	3.84	3.45	3.59	3.66	3.36	3.03	3.39	2.84	3.01	2.93	2.75	2.41	2.61
70	1.88	2.02	2.38	2.55	2.51	2.31	2.41	2.29	2.38	2.39	2.22	1.92	2.03	1.83	1.94	1.89	1.77	1.55	1.56
75	1.11	1.27	1.51	1.62	1.61	1.49	1.49	1.47	1.51	1.51	1.41	1.23	1.19	1.13	1.16	1.12	1.05	0.93	0.88
80	0.59	0.71	0.86	0.93	0.95	0.90	0.89	0.90	0.91	0.88	0.83	0.72	0.62	0.61	0.60	0.57	0.52	0.49	0.43
85	0.26	0.32	0.40	0.43	0.48	0.47	0.47	0.48	0.48	0.44	0.42	0.35	0.24	0.25	0.22	0.21	0.17	0.17	0.14
90	0.13	0.12	0.14	0.14	0.17	0.17	0.19	0.18	0.17	0.16	0.16	0.14	0.07	0.07	0.07	0.07	0.07	0.07	0.07

C Range: 0 - 360DEG
C Interval: 15.0DEG
Test Speed: HIGH
Temperature:25.3DEG
Operators:Jason Long
Test Date:2019-05-17

γ Range: 0 - 90DEG
γ Interval: 1.0DEG
Test System:EVERFINE GO-2000B_V1 SYSTEM V2.0.362
Humidity:56%
Test Distance:5.850m [K=1.0000]
Remarks:

LUMINOUS DISTRIBUTION INTENSITY DATA

Test:U:220.9V I:0.1290A P:27.55W PF:0.9667 Freq:49.90Hz Lamp Flux:2249.42x1 lm		
NAME: TS200-25W-940	TYPE:Downlight	SERIAL No.:
SPEC.:4000K	DIM.: L218mm*W218mm*H80mm	
MFR.: NEKO LIGHTING AG		

Table--2 UNIT: cd

γ (DEG) \ C(DEG)	285	300	315	330	345														
0	1849	1817	1810	1810	1810														
5	1877	1795	1783	1795	1805														
10	1886	1769	1752	1775	1793														
15	1856	1718	1693	1725	1755														
20	1731	1604	1578	1619	1655														
25	1501	1404	1383	1430	1470														
30	1204	1142	1130	1174	1210														
35	872	850	841	880	907														
40	513	585	588	613	591														
45	196	272	396	309	231														
50	32.0	98.7	166	106	61.6														
55	8.87	12.3	35.7	13.1	11.0														
60	3.68	4.10	5.14	4.35	4.28														
65	2.37	2.70	2.83	2.91	2.69														
70	1.53	1.71	1.78	1.85	1.73														
75	0.92	1.01	1.06	1.10	1.06														
80	0.48	0.52	0.55	0.56	0.57														
85	0.17	0.17	0.20	0.20	0.23														
90	0.07	0.06	0.07	0.07	0.07														

C Range: 0 - 360DEG
C Interval: 15.0DEG
Test Speed: HIGH
Temperature:25.3DEG
Operators:Jason Long
Test Date:2019-05-17

γ Range: 0 - 90DEG
γ Interval: 1.0DEG
Test System:EVERFINE GO-2000B_V1 SYSTEM V2.0.362
Humidity:56%
Test Distance:5.850m [K=1.0000]
Remarks: