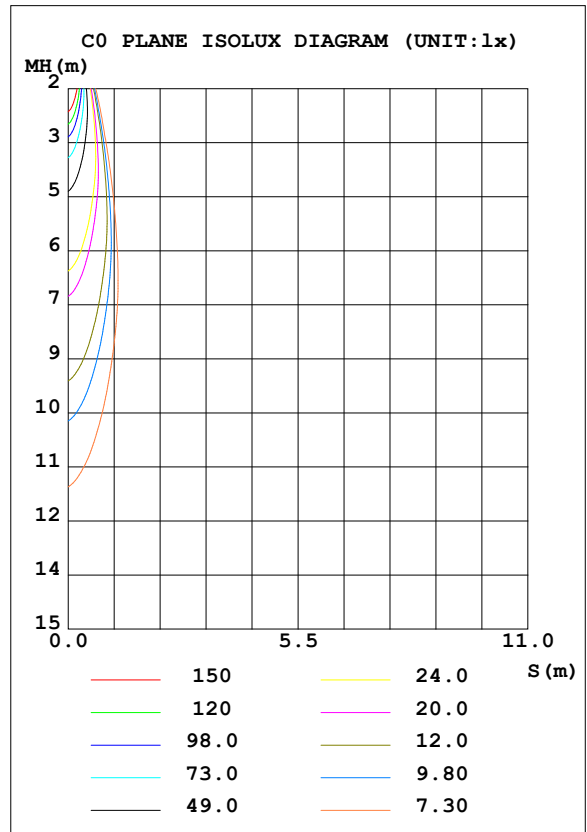
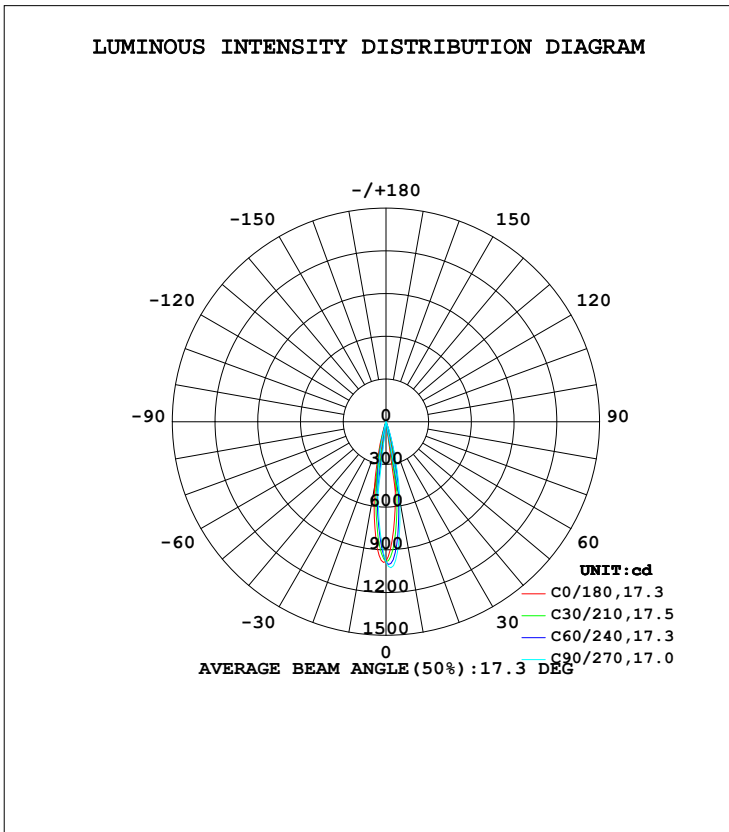


LUMINAIRE PHOTOMETRIC TEST REPORT

Test:U:3.300V I:0.5000A P:1.650W PF:1.000 Freq:0Hz Lamp Flux:107.7x1 lm		
NAME: SIGN35-G-1.6W-930-18	TYPE:Downlight	SERIAL No.:
SPEC.:3000K	DIM.: φ40.5mm*H52mm	
MFR.: NEKO LIGHTING AG		

DATA OF LAMP		PHOTOMETRIC DATA			
MODEL	CREE-3000K	Imax (cd)	1030	S/MH (C0/180)	0.33
NOMINAL POWER (W)	1.6	LOR (%)	100.0	S/MH (C90/270)	0.23
RATED VOLTAGE (V)	5	TOTAL FLUX (lm)	107.70	η UP, DN (C0-180)	0.0, 60.7
NOMINAL FLUX (lm)	107.7	CIE CLASS	DIRECT	η UP, DN (C180-360)	0.0, 39.3
LAMPS INSIDE	1	η up (%)	0.0	CIBSE SHR NOM	0.00
TEST VOLTAGE (V)	3.3	η down (%)	100.0	CIBSE SHR MAX	1.00



C Range: 0 - 360DEG
C Interval: 15.0DEG
Test Speed: HIGH
Temperature: 25.3DEG
Operators: Myles
Test Date: 2018-06-06

γ Range: 0 - 90DEG
γ Interval: 1.0DEG
Test System: EVERFINE GO-2000B_V1 SYSTEM V2.0.362
Humidity: 56%
Test Distance: 5.850m [K=1.0000]
Remarks:

ZONAL FLUX DIAGRAM

ZONAL FLUX DIAGRAM:

γ	C0	C45	C90	C135	C180	C225	C270	C315	γ	Φ zone	Φ total	%lum,lamp
10	350.4	481.0	557.1	552.5	465.2	335.5	279.0	276.1	0- 10	61.10	61.10	56.7,56.7
20	20.08	39.16	55.98	50.21	30.64	17.54	11.53	11.86	10- 20	41.16	102.3	95,95
30	2.235	2.944	3.323	3.156	2.683	2.012	1.814	1.774	20- 30	4.274	106.5	98.9,98.9
40	0.4491	0.6631	0.8170	0.7728	0.5843	0.4333	0.4193	0.4201	30- 40	0.7855	107.3	99.7,99.7
50	0.1817	0.2097	0.2649	0.2315	0.1943	0.1686	0.1419	0.1598	40- 50	0.2548	107.6	99.9,99.9
60	0.0481	0.0415	0.0722	0.0458	0.0349	0.0460	0.0218	0.0416	50- 60	0.0946	107.7	100,100
70	0.0110	0	0.0154	0.0022	0	0.0153	0	0.0131	60- 70	0.0193	107.7	100,100
80	0.0022	0	0.0044	0	0	0.0022	0	0.0000	70- 80	0.0035	107.7	100,100
90	0	0	0	0	0	0	0	0	80- 90	0.0003	107.7	100,100
100									90-100			
110									100-110			
120									110-120			
130									120-130			
140									130-140			
150									140-150			
160									150-160			
170									160-170			
180									170-180			
DEG	LUMINOUS INTENSITY:cd									UNIT:lm		

Conical surface Flux(90deg): 107.48 lm

%lum = 99.8%
%lamp = 99.8%

Conical surface Flux(120deg): 107.68 lm

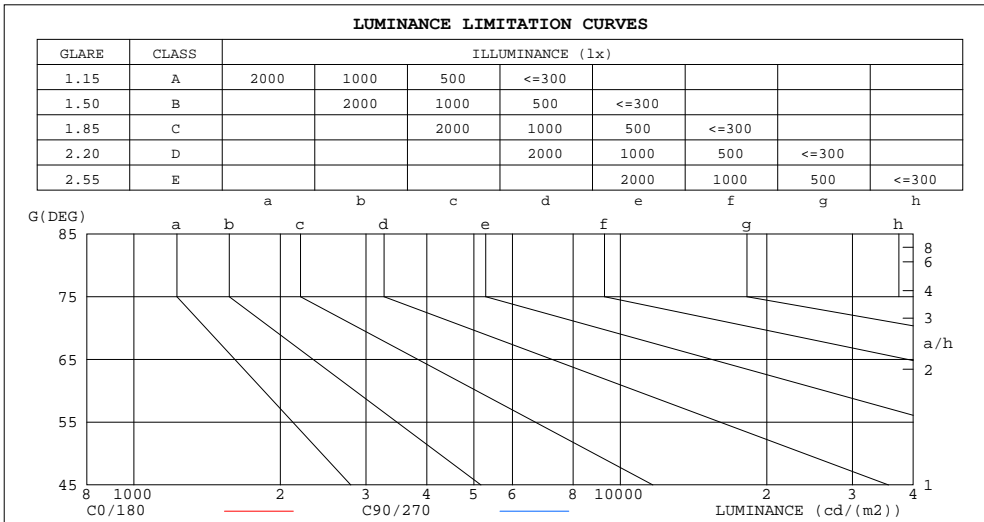
%lum = 100.0%
%lamp = 100.0%

C Range: 0 - 360DEG
C Interval: 15.0DEG
Test Speed: HIGH
Temperature:25.3DEG
Operators:Myles
Test Date:2018-06-06

γ Range: 0 - 90DEG
 γ Interval: 1.0DEG
Test System:EVERFINE GO-2000B_V1 SYSTEM V2.0.362
Humidity:56%
Test Distance:5.850m [K=1.0000]
Remarks:

LUMINANCE LIMITATION CURVES

Test:U:3.300V I:0.5000A P:1.650W PF:1.000 Freq:0Hz Lamp Flux:107.7x1 lm		
NAME: SIGN35-G-1.6W-930-18	TYPE:Downlight	SERIAL No.:
SPEC.:3000K	DIM.: φ40.5mm*H52mm	
MFR.: NEKO LIGHTING AG		



LUMINANCE cd/(m2)		
G (DEG)	C0/180	C90/270
85	0	39
80	10	20
75	13	26
70	25	35
65	48	60
60	75	112
55	130	208
50	220	320
45	322	454

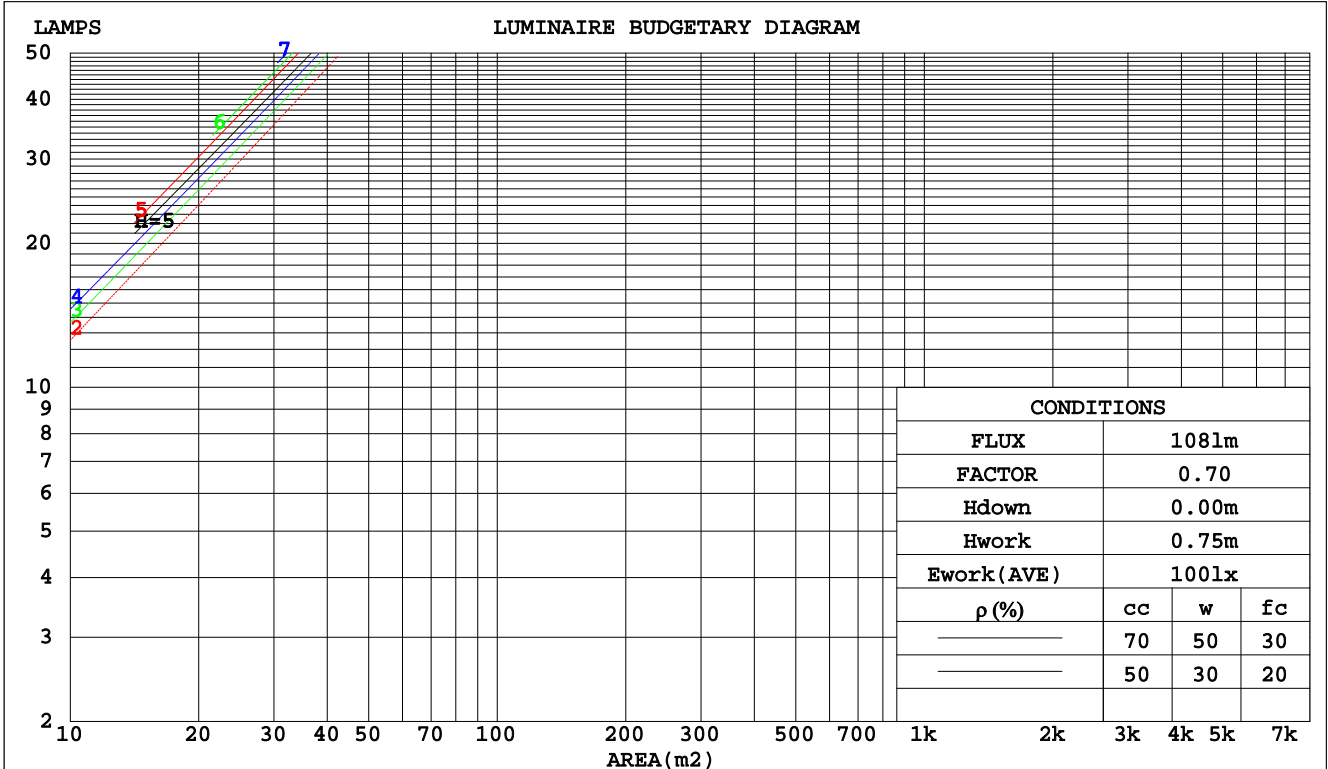
C Range: 0 - 360DEG
 C Interval: 15.0DEG
 Test Speed: HIGH
 Temperature: 25.3DEG
 Operators: Myles
 Test Date: 2018-06-06

γ Range: 0 - 90DEG
 γ Interval: 1.0DEG
 Test System: EVERFINE GO-2000B_V1 SYSTEM V2.0.362
 Humidity: 56%
 Test Distance: 5.850m [K=1.0000]
 Remarks:

CU AND LUMINAIRE BUDGETARY ESTIMATE DIAGRAM

Test:U:3.300V I:0.5000A P:1.650W PF:1.000 Freq:0Hz Lamp Flux:107.7x1 lm		
NAME: SIGN35-G-1.6W-930-18	TYPE:Downlight	SERIAL No.:
SPEC.:3000K	DIM.: φ40.5mm*H52mm	
MFR.: NEKO LIGHTING AG		

pcc	80%			70%			50%			30%			10%			0
pw	50%	30%	10%	50%	30%	10%	50%	30%	10%	50%	30%	10%	50%	30%	10%	0
pfc	20%			20%			20%			20%			20%			0
RCR	RCR:Room Cavity Ratio															
	Coefficients of Utilization(CU)															
0.0	1.19	1.19	1.19	1.16	1.16	1.16	1.11	1.11	1.11	1.06	1.06	1.06	1.02	1.02	1.02	1.00
1.0	1.14	1.12	1.11	1.12	1.10	1.09	1.08	1.07	1.06	1.04	1.03	1.03	1.01	1.00	.00	.98
2.0	1.10	1.07	1.05	1.08	1.06	1.04	1.05	1.03	1.02	1.02	1.01	.00	.00	.99	.98	.96
3.0	1.06	1.03	1.01	1.05	1.02	1.00	1.03	1.00	.99	1.00	.99	.97	.98	.97	.96	.95
4.0	1.03	1.00	.98	1.02	.99	.97	1.00	.98	.96	.99	.97	.95	.97	.95	.94	.93
5.0	1.01	.97	.95	.00	.97	.95	.98	.96	.94	.97	.95	.93	.96	.94	.92	.91
6.0	.98	.95	.93	.98	.95	.92	.96	.94	.92	.95	.93	.91	.94	.92	.91	.90
7.0	.96	.93	.91	.96	.93	.90	.95	.92	.90	.94	.91	.90	.93	.91	.89	.88
8.0	.94	.91	.89	.94	.91	.89	.93	.90	.88	.92	.90	.88	.92	.89	.88	.87
9.0	.93	.90	.87	.92	.89	.87	.92	.89	.87	.91	.89	.87	.90	.88	.87	.86
10.0	.91	.88	.86	.91	.88	.86	.90	.88	.86	.90	.87	.86	.89	.87	.85	.85



C Range: 0 - 360DEG
C Interval: 15.0DEG
Test Speed: HIGH
Temperature:25.3DEG
Operators:Myles
Test Date:2018-06-06

γ Range: 0 - 90DEG
γ Interval: 1.0DEG
Test System:EVERFINE GO-2000B_V1 SYSTEM V2.0.362
Humidity:56%
Test Distance:5.850m [K=1.0000]
Remarks:

WEC AND CCEC

Test:U:3.300V I:0.5000A P:1.650W PF:1.000 Freq:0Hz Lamp Flux:107.7x1 lm		
NAME: SIGN35-G-1.6W-930-18	TYPE:Downlight	SERIAL No.:
SPEC.:3000K	DIM.: φ40.5mm*H52mm	
MFR.: NEKO LIGHTING AG		

ρcc	80%			70%			50%			30%			10%			0
ρw	50%	30%	10%	50%	30%	10%	50%	30%	10%	50%	30%	10%	50%	30%	10%	0
ρfc	20%			20%			20%			20%			20%			0
RCR	RCR:Room Cavity Ratio						Wall Exitance Coefficients(WEC)									
0.0																
1.0	.117	.067	.021	.111	.063	.020	.098	.056	.018	.087	.050	.016	.077	.044	.014	
2.0	.107	.058	.018	.101	.056	.017	.091	.051	.016	.082	.046	.014	.073	.042	.013	
3.0	.098	.052	.016	.093	.050	.015	.085	.046	.014	.077	.042	.013	.070	.039	.012	
4.0	.090	.047	.014	.087	.045	.013	.080	.042	.013	.073	.039	.012	.068	.037	.011	
5.0	.084	.043	.012	.081	.042	.012	.075	.039	.012	.070	.037	.011	.065	.035	.010	
6.0	.079	.040	.011	.076	.038	.011	.071	.037	.011	.067	.035	.010	.062	.033	.010	
7.0	.074	.037	.010	.072	.036	.010	.068	.034	.010	.064	.033	.010	.060	.031	.009	
8.0	.070	.034	.010	.068	.034	.009	.065	.032	.009	.061	.031	.009	.058	.030	.009	
9.0	.067	.032	.009	.065	.032	.009	.062	.031	.009	.059	.029	.008	.056	.028	.008	
10.0	.063	.030	.008	.062	.030	.008	.059	.029	.008	.057	.028	.008	.054	.027	.008	

ρcc	80%			70%			50%			30%			10%			0
ρw	50%	30%	10%	50%	30%	10%	50%	30%	10%	50%	30%	10%	50%	30%	10%	0
ρfc	20%			20%			20%			20%			20%			0
RCR	RCR:Room Cavity Ratio						Ceiling Cavity Exitance Coefficients(CCEC)									
0.0	.190	.190	.190	.163	.163	.163	.111	.111	.111	.064	.064	.064	.020	.020	.020	
1.0	.167	.158	.150	.143	.135	.129	.098	.093	.089	.056	.054	.052	.018	.017	.017	
2.0	.148	.133	.120	.126	.114	.104	.087	.079	.073	.050	.046	.043	.016	.015	.014	
3.0	.131	.113	.099	.113	.098	.086	.077	.068	.060	.045	.040	.035	.014	.013	.012	
4.0	.118	.097	.082	.101	.084	.071	.069	.059	.050	.040	.034	.030	.013	.011	.010	
5.0	.106	.085	.069	.091	.073	.060	.063	.051	.042	.036	.030	.025	.012	.010	.008	
6.0	.097	.074	.059	.083	.064	.051	.057	.045	.036	.033	.027	.021	.011	.009	.007	
7.0	.088	.066	.050	.076	.057	.044	.053	.040	.031	.031	.024	.018	.010	.008	.006	
8.0	.081	.059	.043	.070	.051	.038	.048	.036	.027	.028	.021	.016	.009	.007	.005	
9.0	.075	.053	.038	.065	.046	.033	.045	.032	.023	.026	.019	.014	.008	.006	.005	
10.0	.070	.048	.033	.060	.042	.029	.042	.029	.021	.024	.017	.012	.008	.006	.004	

C Range: 0 - 360DEG
 C Interval: 15.0DEG
 Test Speed: HIGH
 Temperature:25.3DEG
 Operators:Myles
 Test Date:2018-06-06

γ Range: 0 - 90DEG
 γ Interval: 1.0DEG
 Test System:EVERFINE GO-2000B_V1 SYSTEM V2.0.362
 Humidity:56%
 Test Distance:5.850m [K=1.0000]
 Remarks:

UGR(Unified Glare Rating) Table

Test:U:3.300V I:0.5000A P:1.650W PF:1.000 Freq:0Hz Lamp Flux:107.7x1 lm		
NAME: SIGN35-G-1.6W-930-18	TYPE:Downlight	SERIAL No.:
SPEC.:3000K	DIM.: φ40.5mm*H52mm	
MFR.: NEKO LIGHTING AG		

ceiling/cavity	0.7	0.7	0.5	0.5	0.3	0.7	0.7	0.5	0.5	0.3
walls	0.5	0.3	0.5	0.3	0.3	0.5	0.3	0.5	0.3	0.3
working plane	0.2	0.2	0.2	0.2	0.2	0.2	0.2	0.2	0.2	0.2
Room dimensions	Viewed crosswise					Viewed endwise				
x = 2H y = 2H	0.9	1.4	1.1	1.5	1.7	2.6	3.1	2.8	3.2	3.4
3H	0.7	1.2	1.0	1.4	1.6	2.5	2.9	2.7	3.1	3.3
4H	0.7	1.1	0.9	1.3	1.5	2.4	2.9	2.6	3.1	3.3
6H	0.6	1.0	0.9	1.2	1.5	2.3	2.8	2.6	3.0	3.2
8H	0.5	1.0	0.8	1.2	1.5	2.3	2.7	2.6	2.9	3.2
12H	0.5	0.9	0.8	1.2	1.4	2.2	2.6	2.5	2.9	3.2
4H 2H	0.7	1.2	1.0	1.4	1.6	2.4	2.9	2.7	3.1	3.3
3H	0.6	1.0	0.9	1.2	1.5	2.3	2.7	2.6	2.9	3.2
4H	0.5	0.9	0.8	1.1	1.4	2.2	2.6	2.5	2.8	3.1
6H	0.4	0.7	0.7	1.0	1.4	2.1	2.4	2.4	2.7	3.1
8H	0.3	0.6	0.7	1.0	1.3	2.0	2.3	2.4	2.7	3.0
12H	0.3	0.6	0.7	0.9	1.3	2.0	2.3	2.4	2.6	3.0
8H 4H	0.3	0.6	0.7	1.0	1.3	2.0	2.3	2.4	2.7	3.0
6H	0.2	0.5	0.6	0.9	1.3	1.9	2.2	2.3	2.6	3.0
8H	0.1	0.4	0.6	0.8	1.2	1.8	2.1	2.3	2.5	2.9
12H	0.1	0.3	0.5	0.7	1.2	1.8	2.0	2.2	2.4	2.9
12H 4H	0.3	0.6	0.7	0.9	1.3	2.0	2.2	2.4	2.6	3.0
6H	0.1	0.4	0.6	0.8	1.2	1.8	2.1	2.3	2.5	2.9
8H	0.1	0.3	0.5	0.7	1.2	1.8	2.0	2.2	2.4	2.9
Variations with the observer position at spacings:										
S = 1.0H	+ 2.6 / - 7.1					+ 3.3 / - 7.2				
1.5H	+ 3.7 / - 3.6					+ 4.7 / - 4.6				
2.0H	+ 4.0 / - 6.3					+ 4.7 / - 7.6				

CIE Pub.117, 107.7 lm Total Lamp Luminous Flux Correct (8log(F/F0) = -7.7)

C Range: 0 - 360DEG
 C Interval: 15.0DEG
 Test Speed: HIGH
 Temperature:25.3DEG
 Operators:Myles
 Test Date:2018-06-06

γ Range: 0 - 90DEG
 γ Interval: 1.0DEG
 Test System:EVERFINE GO-2000B_V1 SYSTEM V2.0.362
 Humidity:56%
 Test Distance:5.850m [K=1.0000]
 Remarks:

UTILIZATION FACTORS TABLE

Test:U:3.300V I:0.5000A P:1.650W PF:1.000 Freq:0Hz Lamp Flux:107.7x1 lm		
NAME: SIGN35-G-1.6W-930-18	TYPE:Downlight	SERIAL No.:
SPEC.:3000K	DIM.: φ40.5mm*H52mm	
MFR.: NEKO LIGHTING AG		

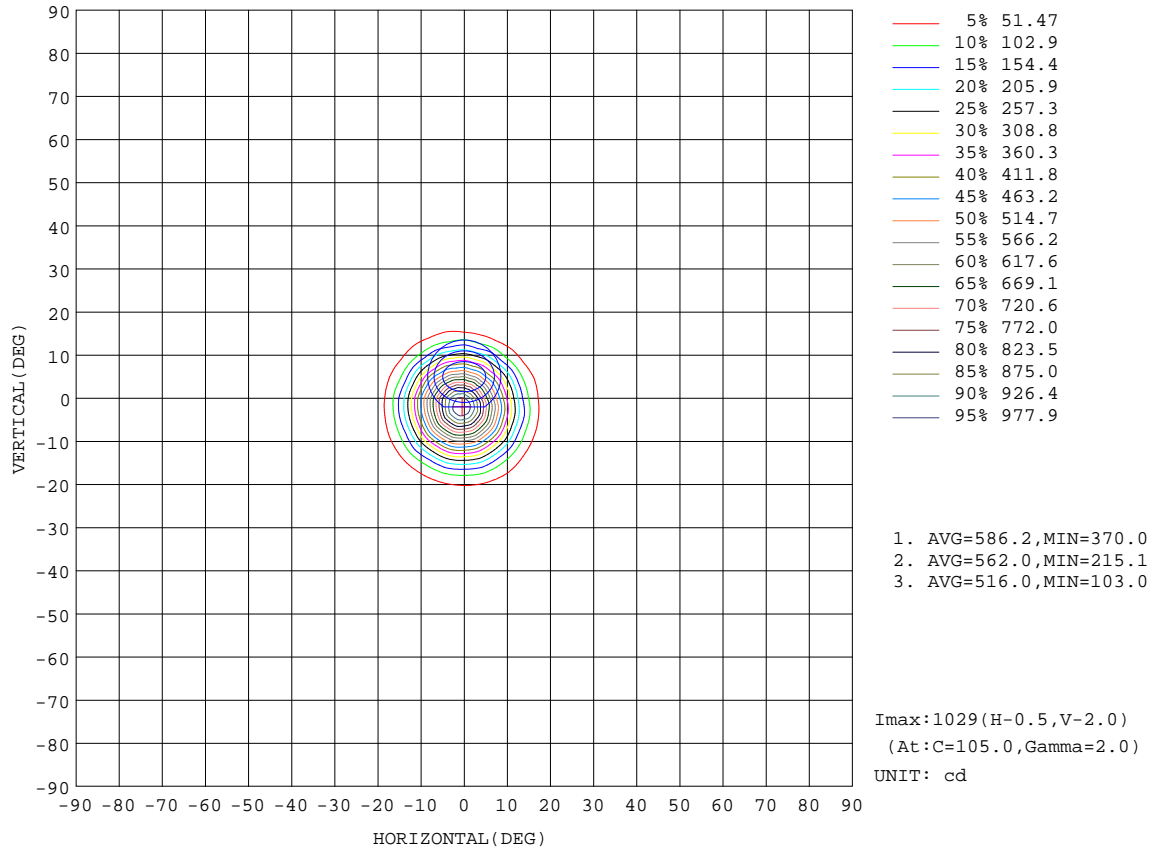
REFLECTANCE										
Ceiling	0.8	0.8	0.8	0.7	0.7	0.7	0.5	0.5	0.5	0
Walls	0.7	0.5	0.3	0.7	0.5	0.3	0.7	0.5	0.3	0
Working plane	0.2	0.2	0.2	0.2	0.2	0.2	0.2	0.2	0.2	0
ROOM INDEX	UTILIZATION FACTORS(PERCENT) $k(RI) \times RCR = 5$									
k = 0.60	91	86	82	91	86	82	90	85	82	79
0.80	98	93	90	98	93	90	97	92	89	86
1.00	102	97	94	101	97	94	100	96	93	89
1.25	105	101	98	104	100	97	103	99	97	93
1.50	108	104	101	107	103	100	105	101	99	95
2.00	110	106	103	109	105	103	106	103	101	96
2.50	111	108	105	110	107	104	107	104	103	97
3.00	113	110	107	111	108	106	108	106	104	98
4.00	115	112	110	113	111	109	109	107	106	99
5.00	116	114	112	114	112	111	110	109	108	100
ROOM INDEX	UF(total)									Direct
According to DIN EN 13032-2 2004			Suspended				SHRNOM = 1.25			

C Range: 0 - 360DEG
C Interval: 15.0DEG
Test Speed: HIGH
Temperature:25.3DEG
Operators:Myles
Test Date:2018-06-06

γ Range: 0 - 90DEG
 γ Interval: 1.0DEG
Test System:EVERFINE GO-2000B_V1 SYSTEM V2.0.362
Humidity:56%
Test Distance:5.850m [K=1.0000]
Remarks:

ISOCANDELA DIAGRAM

Test:U:3.300V I:0.5000A P:1.650W PF:1.000 Freq:0Hz Lamp Flux:107.7x1 lm		
NAME: SIGN35-G-1.6W-930-18	TYPE:Downlight	SERIAL No.:
SPEC.:3000K	DIM.: φ40.5mm*H52mm	
MFR.: NEKO LIGHTING AG		




C Range: 0 - 360DEG
C Interval: 15.0DEG
Test Speed: HIGH
Temperature:25.3DEG
Operators:Myles
Test Date:2018-06-06

γ Range: 0 - 90DEG
γ Interval: 1.0DEG
Test System:EVERFINE GO-2000B_V1 SYSTEM V2.0.362
Humidity:56%
Test Distance:5.850m [K=1.0000]
Remarks:

AAI Figure

Test:U:3.300V I:0.5000A P:1.650W PF:1.000 Freq:0Hz Lamp Flux:107.7x1 lm		
NAME: SIGN35-G-1.6W-930-18	TYPE:Downlight	SERIAL No.:
SPEC.:3000K	DIM.: φ40.5mm*H52mm	
MFR.: NEKO LIGHTING AG		

Flux out:53.03 lm



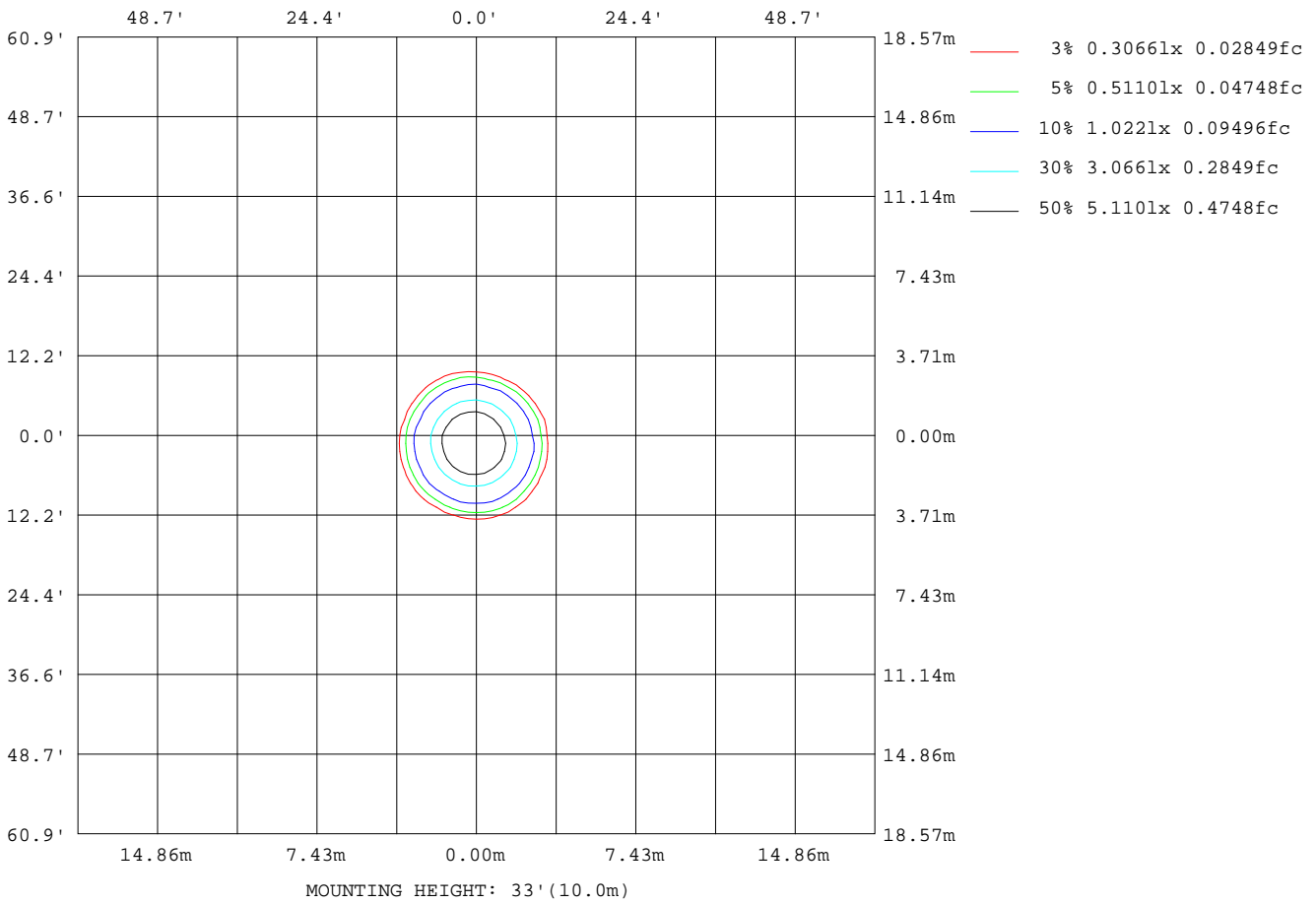
Note:The Curves indicate the illuminated area and the average illumination when the luminaire is at different distance.

C Range: 0 - 360DEG
C Interval: 15.0DEG
Test Speed: HIGH
Temperature:25.3DEG
Operators:Myles
Test Date:2018-06-06

γ Range: 0 - 90DEG
γ Interval: 1.0DEG
Test System:EVERFINE GO-2000B_V1 SYSTEM V2.0.362
Humidity:56%
Test Distance:5.850m [K=1.0000]
Remarks:

ISOLUX DIAGRAM

Test:U:3.300V I:0.5000A P:1.650W PF:1.000 Freq:0Hz Lamp Flux:107.7x1 lm		
NAME: SIGN35-G-1.6W-930-18	TYPE:Downlight	SERIAL No.:
SPEC.:3000K	DIM.: φ40.5mm*H52mm	
MFR.: NEKO LIGHTING AG		



C Range: 0 - 360DEG
C Interval: 15.0DEG
Test Speed: HIGH
Temperature:25.3DEG
Operators:Myles
Test Date:2018-06-06

γ Range: 0 - 90DEG
γ Interval: 1.0DEG
Test System:EVERFINE GO-2000B_V1 SYSTEM V2.0.362
Humidity:56%
Test Distance:5.850m [K=1.0000]
Remarks:

LED Avg.L Report

Test:U:3.300V I:0.5000A P:1.650W PF:1.000 Freq:0Hz Lamp Flux:107.7x1 lm		
NAME: SIGN35-G-1.6W-930-18	TYPE:Downlight	SERIAL No.:
SPEC.:3000K	DIM.: φ40.5mm*H52mm	
MFR.: NEKO LIGHTING AG		

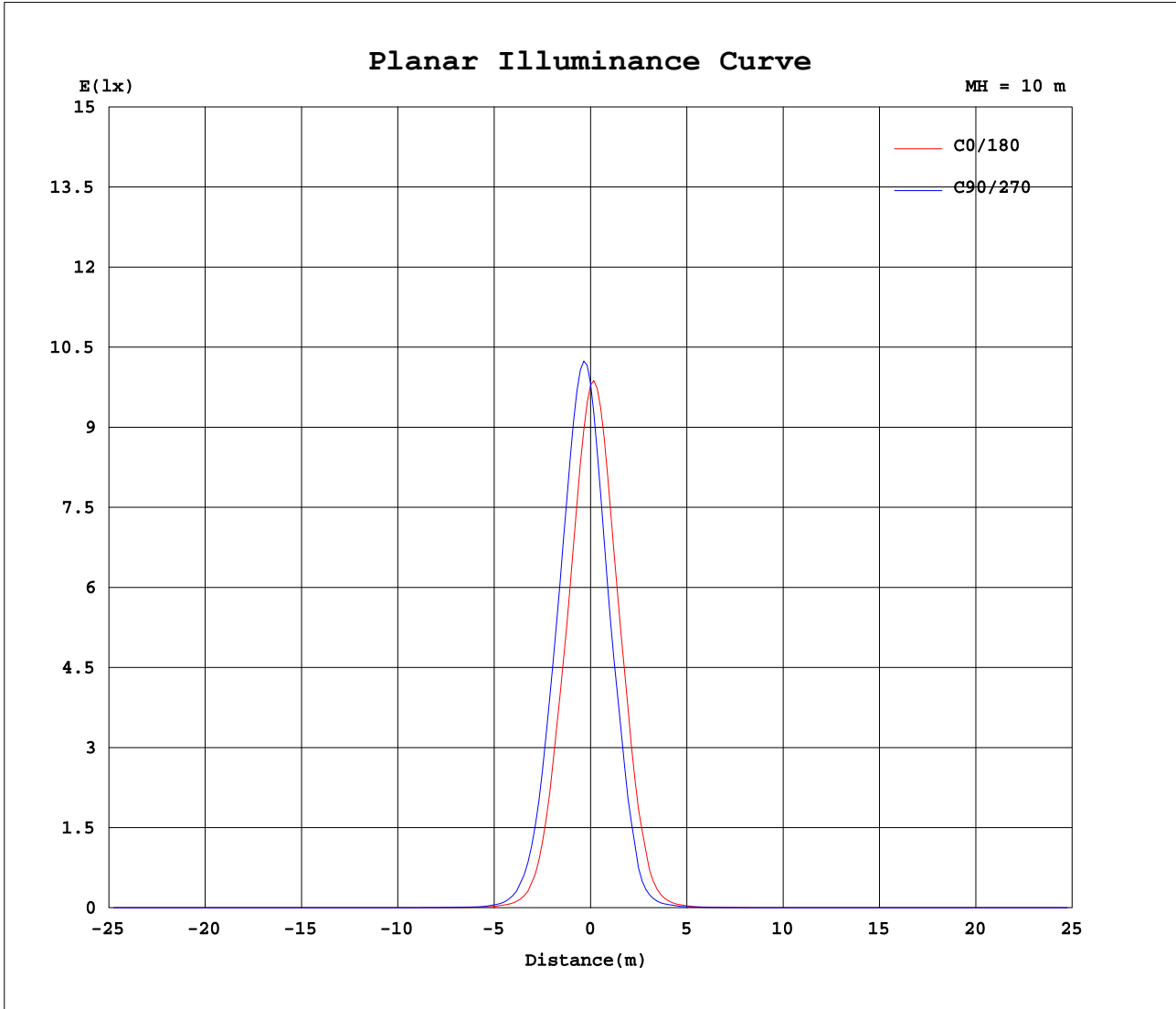
AvgL	cd/m2
L_0~180 (65) av	28
L_0~180 (75) av	7
L_0~180 (85) av	0
L_90~270 (65) av	30
L_90~270 (75) av	13
L_90~270 (85) av	19
L_45 (65) av	30
L_45 (75) av	8
L_45 (85) av	0

Standard: GB/T 29293-2012

C Range: 0 - 360DEG
C Interval: 15.0DEG
Test Speed: HIGH
Temperature:25.3DEG
Operators:Myles
Test Date:2018-06-06

γ Range: 0 - 90DEG
γ Interval: 1.0DEG
Test System:EVERFINE GO-2000B_V1 SYSTEM V2.0.362
Humidity:56%
Test Distance:5.850m [K=1.0000]
Remarks:

Planar Illuminance Curve



C Range: 0 - 360DEG
 C Interval: 15.0DEG
 Test Speed: HIGH
 Temperature: 25.3DEG
 Operators: Myles
 Test Date: 2018-06-06

γ Range: 0 - 90DEG
 γ Interval: 1.0DEG
 Test System: EVERFINE GO-2000B_V1 SYSTEM V2.0.362
 Humidity: 56%
 Test Distance: 5.850m [K=1.0000]
 Remarks:

LUMINOUS DISTRIBUTION INTENSITY DATA

Test:U:3.300V I:0.5000A P:1.650W PF:1.000 Freq:0Hz Lamp Flux:107.7x1 lm		
NAME: SIGN35-G-1.6W-930-18	TYPE:Downlight	SERIAL No.:
SPEC.:3000K	DIM.: φ40.5mm*H52mm	
MFR.: NEKO LIGHTING AG		

Table--1

UNIT: cd

C (DEG) γ (DEG)	0	15	30	45	60	75	90	105	120	135	150	165	180	195	210	225	240	255	270
0	979	981	981	979	983	977	982	973	979	970	974	967	979	981	981	979	983	977	982
5	690	744	779	835	866	909	923	941	928	918	877	846	825	767	734	682	660	621	616
10	350	397	429	481	508	548	557	577	560	552	513	487	465	413	385	336	317	282	279
15	99.5	133	144	178	196	222	223	232	218	214	188	179	162	121	105	83.8	74.5	68.2	56.3
20	20.1	24.9	29.7	39.2	51.5	54.3	56.0	54.3	53.0	50.2	43.2	36.5	30.6	23.9	21.4	17.5	15.6	12.4	11.5
25	5.94	7.11	7.93	9.37	10.3	11.4	11.3	11.6	10.8	10.6	9.31	8.40	7.77	6.73	6.01	4.94	4.59	4.09	3.97
30	2.23	2.51	2.67	2.94	3.11	3.34	3.32	3.40	3.26	3.16	2.84	2.70	2.68	2.46	2.21	2.01	1.96	1.85	1.81
35	1.01	1.15	1.23	1.37	1.44	1.59	1.57	1.62	1.55	1.53	1.38	1.30	1.25	1.13	1.06	0.96	0.93	0.87	0.85
40	0.45	0.48	0.55	0.66	0.74	0.81	0.82	0.83	0.79	0.77	0.71	0.64	0.58	0.48	0.44	0.43	0.42	0.43	0.42
45	0.29	0.30	0.33	0.34	0.38	0.38	0.41	0.41	0.41	0.37	0.36	0.32	0.32	0.32	0.28	0.28	0.26	0.28	0.26
50	0.18	0.18	0.21	0.21	0.24	0.24	0.26	0.26	0.27	0.23	0.23	0.20	0.19	0.20	0.16	0.17	0.15	0.16	0.14
55	0.10	0.09	0.12	0.11	0.14	0.13	0.15	0.14	0.15	0.12	0.12	0.10	0.10	0.11	0.08	0.09	0.07	0.09	0.06
60	0.05	0.03	0.06	0.04	0.07	0.05	0.07	0.06	0.07	0.05	0.05	0.03	0.03	0.05	0.03	0.05	0.03	0.04	0.02
65	0.03	0.01	0.03	0.01	0.04	0.02	0.03	0.02	0.04	0.01	0.03	0.00	0.00	0.03	0.01	0.02	0.00	0.02	0.00
70	0.01	0.00	0.02	0.00	0.02	0.00	0.02	0.00	0.02	0.00	0.01	0.00	0.00	0.01	0.00	0.02	0.00	0.01	0.00
75	0.00	0.00	0.01	0.00	0.01	0.00	0.01	0.00	0.01	0.00	0.00	0.00	0.00	0.00	0.00	0.00	0.00	0.00	0.00
80	0.00	0.00	0.00	0.00	0.00	0.00	0.00	0.00	0.00	0.00	0.00	0.00	0.00	0.00	0.00	0.00	0.00	0.00	0.00
85	0.00	0.00	0.00	0.00	0.00	0.00	0.00	0.00	0.00	0.00	0.00	0.00	0.00	0.00	0.00	0.00	0.00	0.00	0.00
90	0.00	0.00	0.00	0.00	0.00	0.00	0.00	0.00	0.00	0.00	0.00	0.00	0.00	0.00	0.00	0.00	0.00	0.00	0.00

C Range: 0 - 360DEG
C Interval: 15.0DEG
Test Speed: HIGH
Temperature:25.3DEG
Operators:Myles
Test Date:2018-06-06

γ Range: 0 - 90DEG
γ Interval: 1.0DEG
Test System:EVERFINE GO-2000B_V1 SYSTEM V2.0.362
Humidity:56%
Test Distance:5.850m [K=1.0000]
Remarks:

LUMINOUS DISTRIBUTION INTENSITY DATA

Test:U:3.300V I:0.5000A P:1.650W PF:1.000 Freq:0Hz Lamp Flux:107.7x1 lm		
NAME: SIGN35-G-1.6W-930-18	TYPE:Downlight	SERIAL No.:
SPEC.:3000K	DIM.: φ40.5mm*H52mm	
MFR.: NEKO LIGHTING AG		

Table--2

UNIT: cd

C (DEG) γ (DEG)	285	300	315	330	345														
0	973	979	970	974	967														
5	595	609	606	637	654														
10	261	276	276	307	322														
15	54.1	54.6	65.4	72.5	83.6														
20	10.6	11.3	11.9	14.7	17.0														
25	3.76	3.93	4.02	4.65	5.17														
30	1.74	1.76	1.77	1.92	2.06														
35	0.83	0.84	0.84	0.88	0.93														
40	0.43	0.41	0.42	0.41	0.43														
45	0.27	0.26	0.27	0.26	0.28														
50	0.16	0.14	0.16	0.15	0.17														
55	0.08	0.06	0.09	0.07	0.09														
60	0.04	0.02	0.04	0.03	0.05														
65	0.02	0.00	0.02	0.00	0.02														
70	0.01	0.00	0.01	0.00	0.01														
75	0.00	0.00	0.00	0.00	0.00														
80	0.00	0.00	0.00	0.00	0.00														
85	0.00	0.00	0.00	0.00	0.00														
90	0.00	0.00	0.00	0.00	0.00														

C Range: 0 - 360DEG
 C Interval: 15.0DEG
 Test Speed: HIGH
 Temperature:25.3DEG
 Operators:Myles
 Test Date:2018-06-06

γ Range: 0 - 90DEG
 γ Interval: 1.0DEG
 Test System:EVERFINE GO-2000B_V1 SYSTEM V2.0.362
 Humidity:56%
 Test Distance:5.850m [K=1.0000]
 Remarks: