

LED Tracklight PURE S-15W-940-30



Light Output Ratio:	100.0%	
Luminaire Power:	14.32 W	
SHR Nominal:	0.50	Calculated using the TM5
SHR Maximum:	0.50	fine grid method.

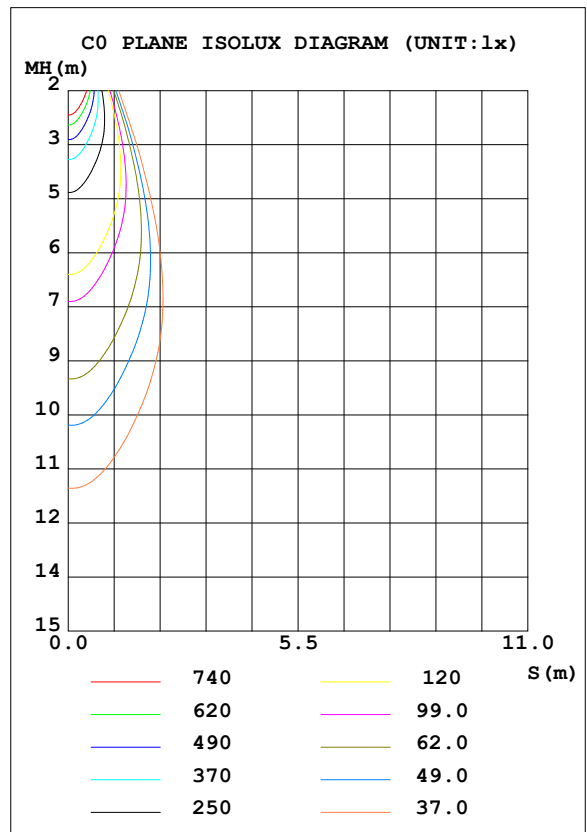
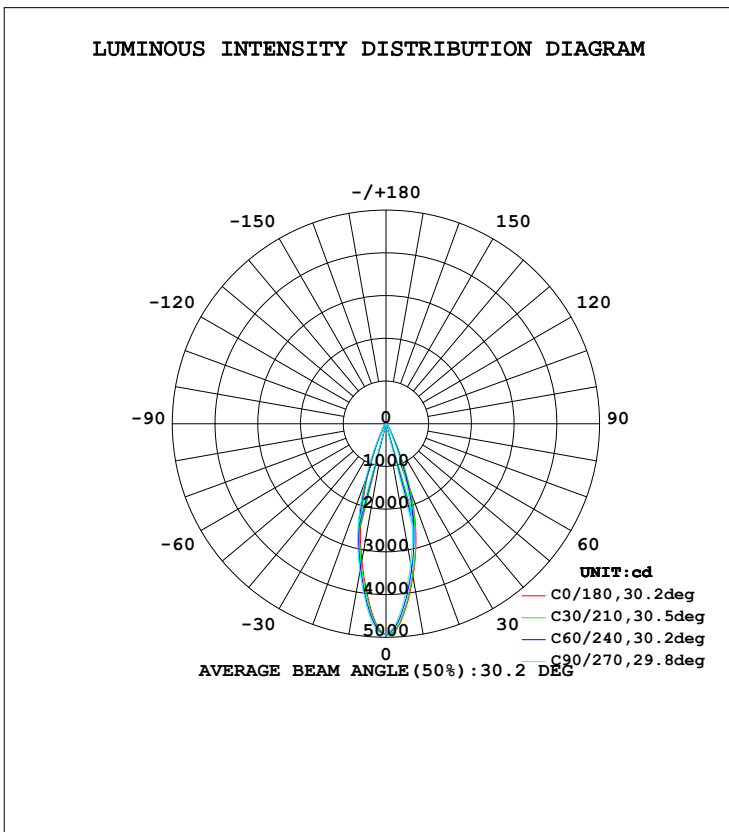
C Range: 0 - 360DEG  
C Interval: 15.0DEG  
Test Speed: HIGH  
Temperature: 25.3DEG  
Operators: Meng Yongjian  
Test Date: 2017-05-31

$\gamma$  Range: 0 - 90DEG  
 $\gamma$  Interval: 1.0DEG  
Test System: EVERFINE GO-2000B\_V1 SYSTEM V2.0.288  
Humidity: 52%  
Test Distance: 5.850m [K=1.0000]  
Remarks:

**LUMINAIRE PHOTOMETRIC TEST REPORT**

Test:U:220.7V I:0.0678A P:14.32W PF:0.9526 Lamp Flux:1495.58x1 lm		
NAME: PURE S-15W-940-30	TYPE:Tracklight	SERIAL No.:
SPEC.:4000K	DIM.: φ70mm*H138mm	
MFR.: NEKO LIGHTING AG		

DATA OF LAMP		PHOTOMETRIC DATA Eff: 104.40 lm/W			
MODEL	CITIZEN-4000K	I <sub>max</sub> (cd)	4944	S/MH (C0/180)	0.47
NOMINAL POWER (W)	15	LOR (%)	100.0	S/MH (C90/270)	0.51
RATED VOLTAGE (V)	220	TOTAL FLUX (lm)	1495.6	η UP, DN (C0-180)	0.0, 49.3
NOMINAL FLUX (lm)	1495.58	CIE CLASS	DIRECT	η UP, DN (C180-360)	0.0, 50.7
LAMPS INSIDE	1	η up (%)	0.0	CIBSE SHR NOM	0.50
TEST VOLTAGE (V)	220	η down (%)	100.0	CIBSE SHR MAX	0.50



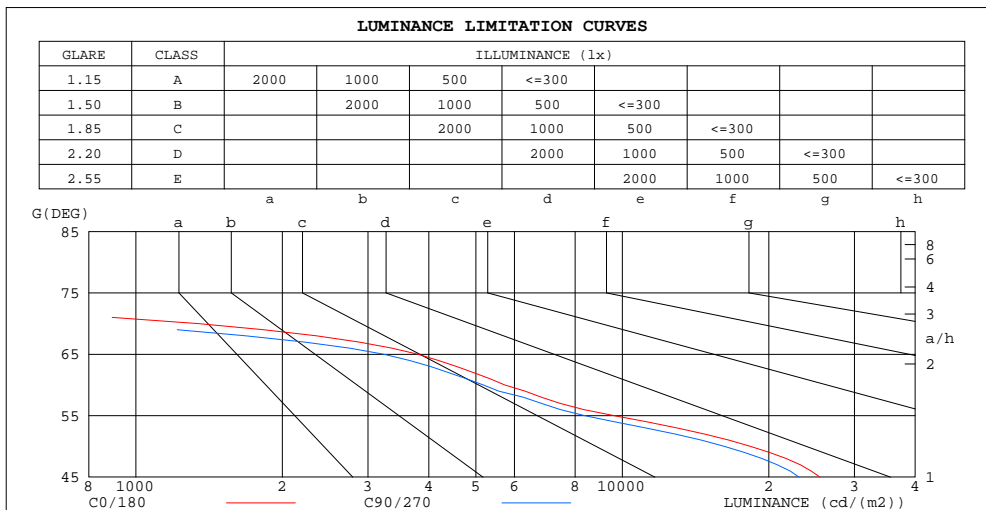
C Range: 0 - 360DEG  
 C Interval: 15.0DEG  
 Test Speed: HIGH  
 Temperature: 25.3DEG  
 Operators: Meng Yongjian  
 Test Date: 2017-05-31

γ Range: 0 - 90DEG  
 γ Interval: 1.0DEG  
 Test System: EVERFINE GO-2000B\_V1 SYSTEM V2.0.288  
 Humidity: 52%  
 Test Distance: 5.850m [K=1.0000]  
 Remarks:

**ZONAL FLUX DIAGRAM  
AND LUMINANCE LIMITATION CURVES**

**ZONAL FLUX DIAGRAM:**

$\gamma$	C0	C45	C90	C135	C180	C225	C270	C315	$\gamma$	$\Phi$ zone	$\Phi$ total	#lum,lamp
10	3635	3546	3331	3215	3259	3364	3513	3609	0- 10	388.0	388.0	25.9,25.9
20	1665	1593	1259	1139	1164	1272	1435	1623	10- 20	661.4	1049	70.2,70.2
30	284.1	261.3	211.6	196.2	198.9	209.2	240.4	280.7	20- 30	287.0	1336	89.4,89.4
40	93.22	88.74	82.63	76.66	77.42	79.87	85.85	93.27	30- 40	85.74	1422	95.1,95.1
50	45.37	43.46	40.10	36.38	36.35	38.12	42.60	45.92	40- 50	48.48	1471	98.3,98.3
60	11.02	10.75	9.957	9.480	9.447	9.584	10.50	10.98	50- 60	19.18	1490	99.6,99.6
70	1.772	1.604	1.030	0.7816	0.8065	1.006	1.534	1.779	60- 70	5.411	1495	100,100
80	0.1488	0.1180	0.1379	0.1071	0.0983	0.1247	0.1157	0.1422	70- 80	0.3398	1495	100,100
90	0.0700	0.0590	0.0590	0.0612	0.0415	0.0415	0.0415	0.0590	80- 90	0.0866	1496	100,100
100									90-100			
110									100-110			
120									110-120			
130									120-130			
140									130-140			
150									140-150			
160									150-160			
170									160-170			
180									170-180			
DEG	LUMINOUS INTENSITY:cd									UNIT:lm		



LUMINANCE cd/(m2)		
G(DEG)	C0/180	C90/270
85	294	248
80	223	206
75	227	207
70	1347	783
65	3798	3230
60	5732	5177
55	9618	8372
50	18348	16218
45	25500	23088

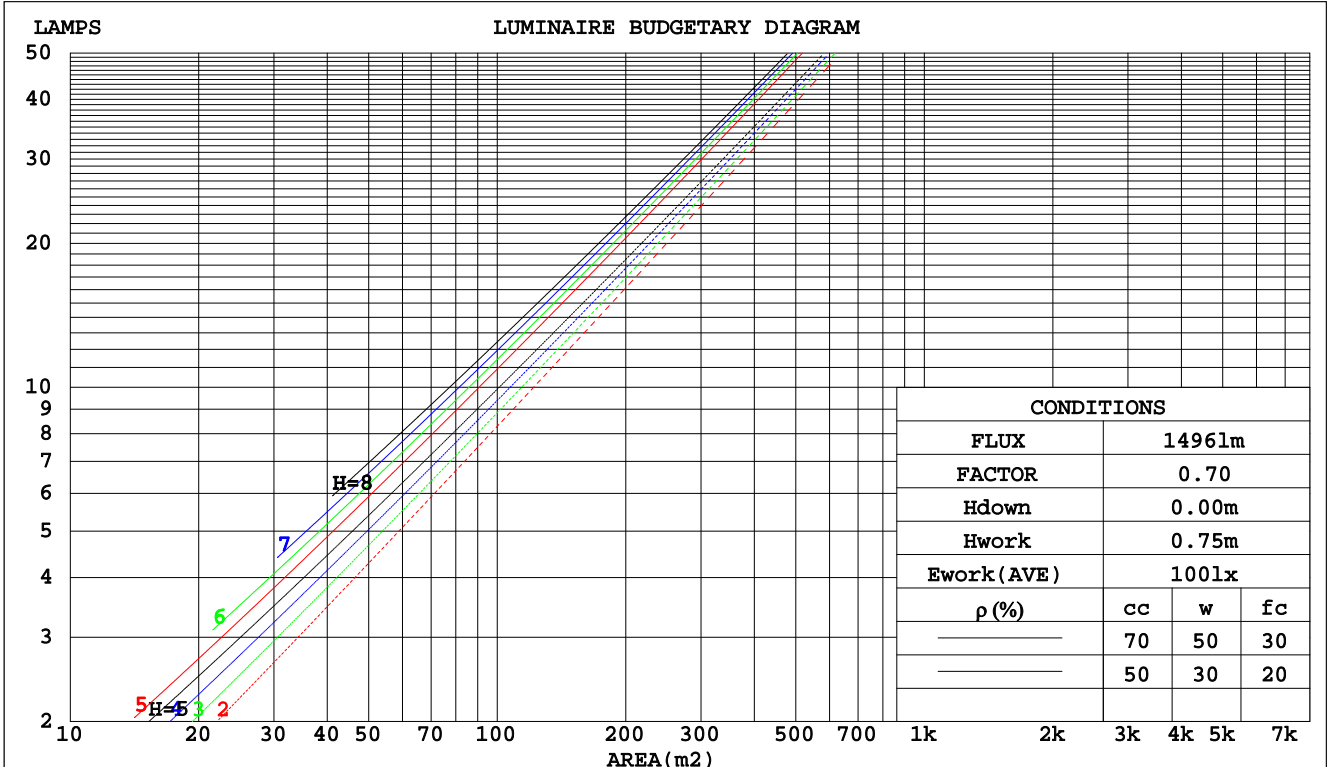
C Range: 0 - 360DEG  
C Interval: 15.0DEG  
Test Speed: HIGH  
Temperature:25.3DEG  
Operators:Meng Yongjian  
Test Date:2017-05-31

$\gamma$  Range: 0 - 90DEG  
 $\gamma$  Interval: 1.0DEG  
Test System:EVERFINE GO-2000B\_V1 SYSTEM V2.0.288  
Humidity:52%  
Test Distance:5.850m [K=1.0000]  
Remarks:

**CU AND LUMINAIRE BUDGETARY ESTIMATE DIAGRAM**

Test:U:220.7V I:0.0678A P:14.32W PF:0.9526 Lamp Flux:1495.58x1 lm		
NAME: PURE S-15W-940-30	TYPE:Tracklight	SERIAL No.:
SPEC.:4000K	DIM.: φ70mm*H138mm	
MFR.: NEKO LIGHTING AG		

pcc	80%			70%			50%			30%			10%			0
	50%	30%	10%	50%	30%	10%	50%	30%	10%	50%	30%	10%	50%	30%	10%	0
ρw																0
ρfc																0
RCR	RCR:Room Cavity Ratio															
	Coefficients of Utilization(CU)															
0.0	1.19	1.19	1.19	1.16	1.16	1.16	1.11	1.11	1.11	1.06	1.06	1.06	1.02	1.02	1.02	1.00
1.0	1.12	1.10	1.08	1.10	1.08	1.07	1.06	1.05	1.03	1.02	1.01	1.00	.99	.98	.97	.96
2.0	1.06	1.03	1.00	1.05	1.02	.99	1.01	.99	.97	.98	.97	.95	.96	.94	.93	.91
3.0	1.01	.97	.94	.90	.96	.93	.97	.94	.91	.95	.92	.90	.93	.90	.89	.87
4.0	.96	.92	.88	.95	.91	.88	.93	.90	.87	.91	.88	.86	.89	.87	.85	.84
5.0	.92	.87	.84	.91	.87	.83	.89	.86	.83	.88	.85	.82	.86	.84	.81	.80
6.0	.88	.83	.80	.87	.83	.80	.86	.82	.79	.85	.81	.79	.83	.80	.78	.77
7.0	.85	.80	.77	.84	.79	.76	.83	.79	.76	.82	.78	.76	.81	.78	.75	.74
8.0	.81	.77	.73	.81	.76	.73	.80	.76	.73	.79	.75	.73	.78	.75	.72	.71
9.0	.78	.74	.71	.78	.74	.71	.77	.73	.70	.76	.73	.70	.76	.72	.70	.69
10.0	.76	.71	.68	.75	.71	.68	.75	.71	.68	.74	.70	.68	.73	.70	.68	.67



C Range: 0 - 360DEG  
 C Interval: 15.0DEG  
 Test Speed: HIGH  
 Temperature:25.3DEG  
 Operators:Meng Yongjian  
 Test Date:2017-05-31

γ Range: 0 - 90DEG  
 γ Interval: 1.0DEG  
 Test System:EVERFINE GO-2000B\_V1 SYSTEM V2.0.288  
 Humidity:52%  
 Test Distance:5.850m [K=1.0000]  
 Remarks:

WEC AND CCEC

Test:U:220.7V I:0.0678A P:14.32W PF:0.9526 Lamp Flux:1495.58x1 lm		
NAME: PURE S-15W-940-30	TYPE:Tracklight	SERIAL No.:
SPEC.:4000K	DIM.: φ70mm*H138mm	
MFR.: NEKO LIGHTING AG		

ρcc	80%			70%			50%			30%			10%			0
ρw	50%	30%	10%	50%	30%	10%	50%	30%	10%	50%	30%	10%	50%	30%	10%	0
ρfc	20%			20%			20%			20%			20%			0
RCR	RCR:Room Cavity Ratio						Wall Exitance Coefficients(WEC)									
0.0																
1.0	.150	.085	.027	.143	.082	.026	.131	.075	.024	.119	.069	.022	.109	.063	.020	
2.0	.141	.077	.024	.135	.074	.023	.125	.069	.022	.115	.065	.020	.107	.060	.019	
3.0	.132	.070	.021	.128	.068	.021	.119	.064	.020	.111	.061	.019	.103	.057	.018	
4.0	.125	.065	.019	.121	.063	.019	.113	.060	.018	.107	.057	.017	.100	.054	.017	
5.0	.118	.060	.017	.115	.059	.017	.108	.056	.017	.102	.054	.016	.097	.052	.016	
6.0	.112	.056	.016	.109	.055	.016	.104	.053	.015	.098	.051	.015	.094	.049	.015	
7.0	.107	.053	.015	.104	.052	.015	.099	.050	.014	.095	.049	.014	.090	.047	.014	
8.0	.102	.050	.014	.099	.049	.014	.095	.048	.014	.091	.046	.013	.087	.045	.013	
9.0	.097	.047	.013	.095	.046	.013	.092	.045	.013	.088	.044	.013	.085	.043	.012	
10.0	.093	.045	.012	.091	.044	.012	.088	.043	.012	.085	.042	.012	.082	.041	.012	

ρcc	80%			70%			50%			30%			10%			0
ρw	50%	30%	10%	50%	30%	10%	50%	30%	10%	50%	30%	10%	50%	30%	10%	0
ρfc	20%			20%			20%			20%			20%			0
RCR	RCR:Room Cavity Ratio						Ceiling Cavity Exitance Coefficients(CCEC)									
0.0	.190	.190	.190	.163	.163	.163	.111	.111	.111	.064	.064	.064	.020	.020	.020	
1.0	.169	.158	.147	.145	.135	.127	.099	.093	.088	.057	.054	.051	.018	.017	.016	
2.0	.152	.133	.116	.130	.114	.101	.089	.079	.070	.051	.046	.041	.017	.015	.013	
3.0	.138	.113	.094	.118	.098	.081	.081	.068	.057	.047	.040	.034	.015	.013	.011	
4.0	.126	.098	.077	.108	.085	.067	.074	.059	.047	.043	.035	.028	.014	.011	.009	
5.0	.116	.086	.064	.100	.075	.056	.069	.052	.039	.040	.031	.023	.013	.010	.008	
6.0	.108	.076	.054	.093	.066	.047	.064	.046	.033	.037	.027	.020	.012	.009	.007	
7.0	.101	.068	.046	.087	.059	.040	.060	.042	.028	.035	.024	.017	.011	.008	.006	
8.0	.094	.062	.039	.081	.054	.034	.056	.038	.024	.033	.022	.015	.011	.007	.005	
9.0	.089	.056	.034	.077	.049	.030	.053	.034	.021	.031	.020	.013	.010	.007	.004	
10.0	.084	.052	.030	.072	.045	.026	.050	.032	.019	.029	.019	.011	.010	.006	.004	

C Range: 0 - 360DEG  
 C Interval: 15.0DEG  
 Test Speed: HIGH  
 Temperature:25.3DEG  
 Operators:Meng Yongjian  
 Test Date:2017-05-31

γ Range: 0 - 90DEG  
 γ Interval: 1.0DEG  
 Test System:EVERFINE GO-2000B\_V1 SYSTEM V2.0.288  
 Humidity:52%  
 Test Distance:5.850m [K=1.0000]  
 Remarks:

UGR(Unified Glare Rating) Table

Test:U:220.7V I:0.0678A P:14.32W PF:0.9526 Lamp Flux:1495.58x1 lm		
NAME: PURE S-15W-940-30	TYPE:Tracklight	SERIAL No.:
SPEC.:4000K	DIM.: φ70mm*H138mm	
MFR.: NEKO LIGHTING AG		

ceiling/cavity	0.7	0.7	0.5	0.5	0.3	0.7	0.7	0.5	0.5	0.3
walls	0.5	0.3	0.5	0.3	0.3	0.5	0.3	0.5	0.3	0.3
working plane	0.2	0.2	0.2	0.2	0.2	0.2	0.2	0.2	0.2	0.2
Room dimensions	Viewed crosswise					Viewed endwise				
x = 2H y = 2H	15.5	16.2	15.7	16.4	16.5	14.9	15.6	15.1	15.7	15.9
3H	15.4	16.1	15.6	16.3	16.4	14.7	15.4	15.0	15.6	15.8
4H	15.3	15.9	15.6	16.2	16.4	14.7	15.3	14.9	15.5	15.7
6H	15.2	15.8	15.5	16.1	16.3	14.6	15.2	14.9	15.4	15.7
8H	15.2	15.8	15.5	16.0	16.3	14.5	15.1	14.8	15.4	15.6
12H	15.1	15.7	15.4	15.9	16.2	14.5	15.1	14.8	15.3	15.6
4H 2H	15.3	16.0	15.6	16.2	16.4	14.7	15.4	15.0	15.6	15.8
3H	15.2	15.8	15.5	16.1	16.3	14.6	15.2	14.9	15.5	15.7
4H	15.1	15.7	15.5	16.0	16.3	14.5	15.1	14.9	15.4	15.7
6H	15.0	15.5	15.4	15.8	16.2	14.4	14.9	14.8	15.2	15.6
8H	15.0	15.4	15.4	15.8	16.1	14.4	14.8	14.8	15.2	15.5
12H	14.9	15.3	15.3	15.7	16.1	14.3	14.7	14.7	15.1	15.5
8H 4H	15.0	15.4	15.4	15.8	16.1	14.4	14.8	14.8	15.2	15.5
6H	14.9	15.2	15.3	15.6	16.0	14.3	14.6	14.7	15.0	15.4
8H	14.8	15.1	15.3	15.5	16.0	14.2	14.5	14.7	14.9	15.4
12H	14.8	15.0	15.2	15.5	15.9	14.2	14.4	14.6	14.9	15.3
12H 4H	14.9	15.3	15.3	15.7	16.1	14.3	14.7	14.7	15.1	15.5
6H	14.8	15.1	15.3	15.5	16.0	14.2	14.5	14.7	14.9	15.4
8H	14.8	15.0	15.2	15.5	15.9	14.2	14.4	14.6	14.9	15.3
Variations with the observer position at spacings:										
S = 1.0H	+ 2.1 / - 4.9					+ 2.1 / - 4.9				
1.5H	+ 2.2 / - 4.1					+ 1.6 / - 4.0				
2.0H	+ 4.4 / - 5.6					+ 4.4 / - 5.5				

CIE Pub.117 Corrected 1496 lm Total Lamp Luminous Flux.(8log(F/F0) = 1.4)

C Range: 0 - 360DEG  
 C Interval: 15.0DEG  
 Test Speed: HIGH  
 Temperature:25.3DEG  
 Operators:Meng Yongjian  
 Test Date:2017-05-31

γ Range: 0 - 90DEG  
 γ Interval: 1.0DEG  
 Test System:EVERFINE GO-2000B\_V1 SYSTEM V2.0.288  
 Humidity:52%  
 Test Distance:5.850m [K=1.0000]  
 Remarks:

**UTILIZATION FACTORS TABLE**

Test:U:220.7V I:0.0678A P:14.32W PF:0.9526 Lamp Flux:1495.58x1 lm		
NAME: PURE S-15W-940-30	TYPE:Tracklight	SERIAL No.:
SPEC.:4000K	DIM.: φ70mm*H138mm	
MFR.: NEKO LIGHTING AG		

REFLECTANCE										
Ceiling	0.8	0.8	0.8	0.7	0.7	0.7	0.5	0.5	0.5	0
Walls	0.7	0.5	0.3	0.7	0.5	0.3	0.7	0.5	0.3	0
Working plane	0.2	0.2	0.2	0.2	0.2	0.2	0.2	0.2	0.2	0
ROOM INDEX	UTILIZATION FACTORS(PERCENT) $k(RI) \times RCR = 5$									
k = 0.60	88	82	79	88	82	78	87	82	78	75
0.80	96	90	87	95	90	86	94	89	86	82
1.00	100	95	91	99	94	91	98	94	90	87
1.25	104	99	96	103	98	95	101	97	94	90
1.50	107	102	99	105	101	98	103	100	97	93
2.00	109	105	102	108	104	101	105	102	100	95
2.50	111	107	104	109	106	103	106	103	101	96
3.00	112	109	106	110	107	105	107	105	103	97
4.00	114	111	109	112	110	108	108	107	105	98
5.00	115	113	111	113	111	110	109	108	107	99
ROOM INDEX	UF(total)									Direct
According to DIN EN 13032-2 2004			Suspended				SHRNOM = 1.25			

C Range: 0 - 360DEG  
C Interval: 15.0DEG  
Test Speed: HIGH  
Temperature:25.3DEG  
Operators:Meng Yongjian  
Test Date:2017-05-31

γ Range: 0 - 90DEG  
γ Interval: 1.0DEG  
Test System:EVERFINE GO-2000B\_V1 SYSTEM V2.0.288  
Humidity:52%  
Test Distance:5.850m [K=1.0000]  
Remarks:

**ISOCANDELA DIAGRAM**

Test:U:220.7V I:0.0678A P:14.32W PF:0.9526 Lamp Flux:1495.58x1 lm		
NAME: PURE S-15W-940-30	TYPE:Tracklight	SERIAL No.:
SPEC.:4000K	DIM.: φ70mm*H138mm	
MFR.: NEKO LIGHTING AG		

Conical surface Flux(90deg):

1449.2 lm

%lum = 96.9%

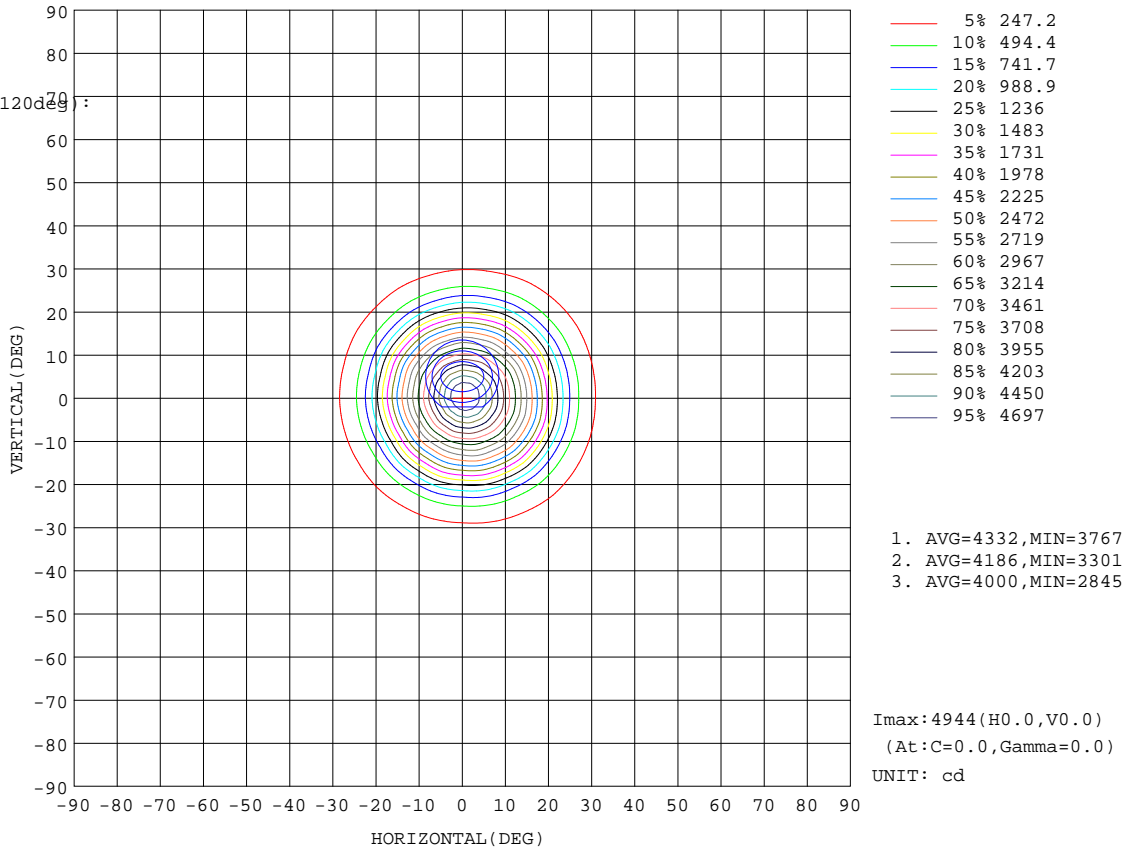
%lamp = 96.9%

Conical surface Flux(120deg):

1489.7 lm

%lum = 99.6%

%lamp = 99.6%



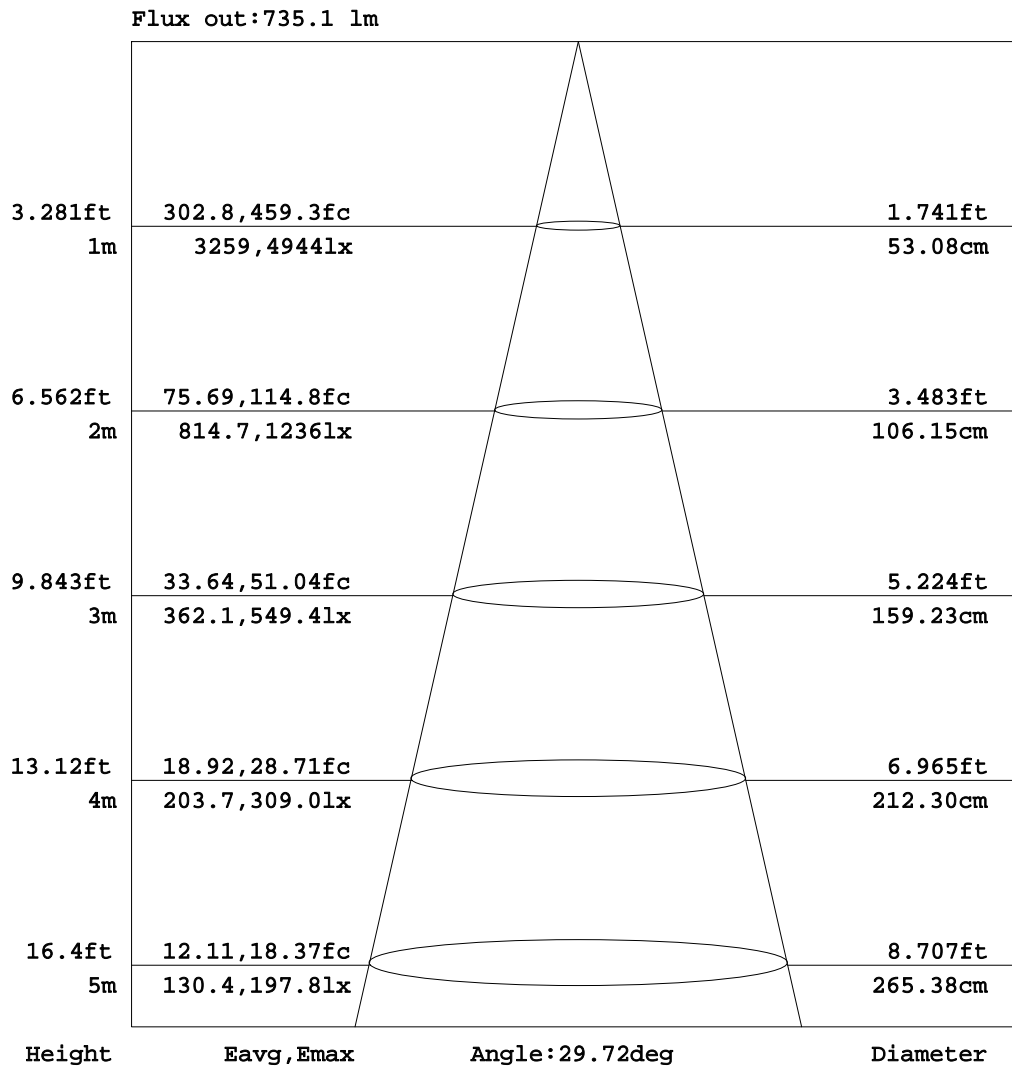
C Range: 0 - 360DEG  
 C Interval: 15.0DEG  
 Test Speed: HIGH  
 Temperature: 25.3DEG  
 Operators: Meng Yongjian  
 Test Date: 2017-05-31

γ Range: 0 - 90DEG  
 γ Interval: 1.0DEG  
 Test System: EVERFINE GO-2000B\_V1 SYSTEM V2.0.288  
 Humidity: 52%  
 Test Distance: 5.850m [K=1.0000]  
 Remarks:



**AAI Figure**

Test:U:220.7V I:0.0678A P:14.32W PF:0.9526 Lamp Flux:1495.58x1 lm		
NAME: PURE S-15W-940-30	TYPE:Tracklight	SERIAL No.:
SPEC.:4000K	DIM.: φ70mm*H138mm	
MFR.: NEKO LIGHTING AG		



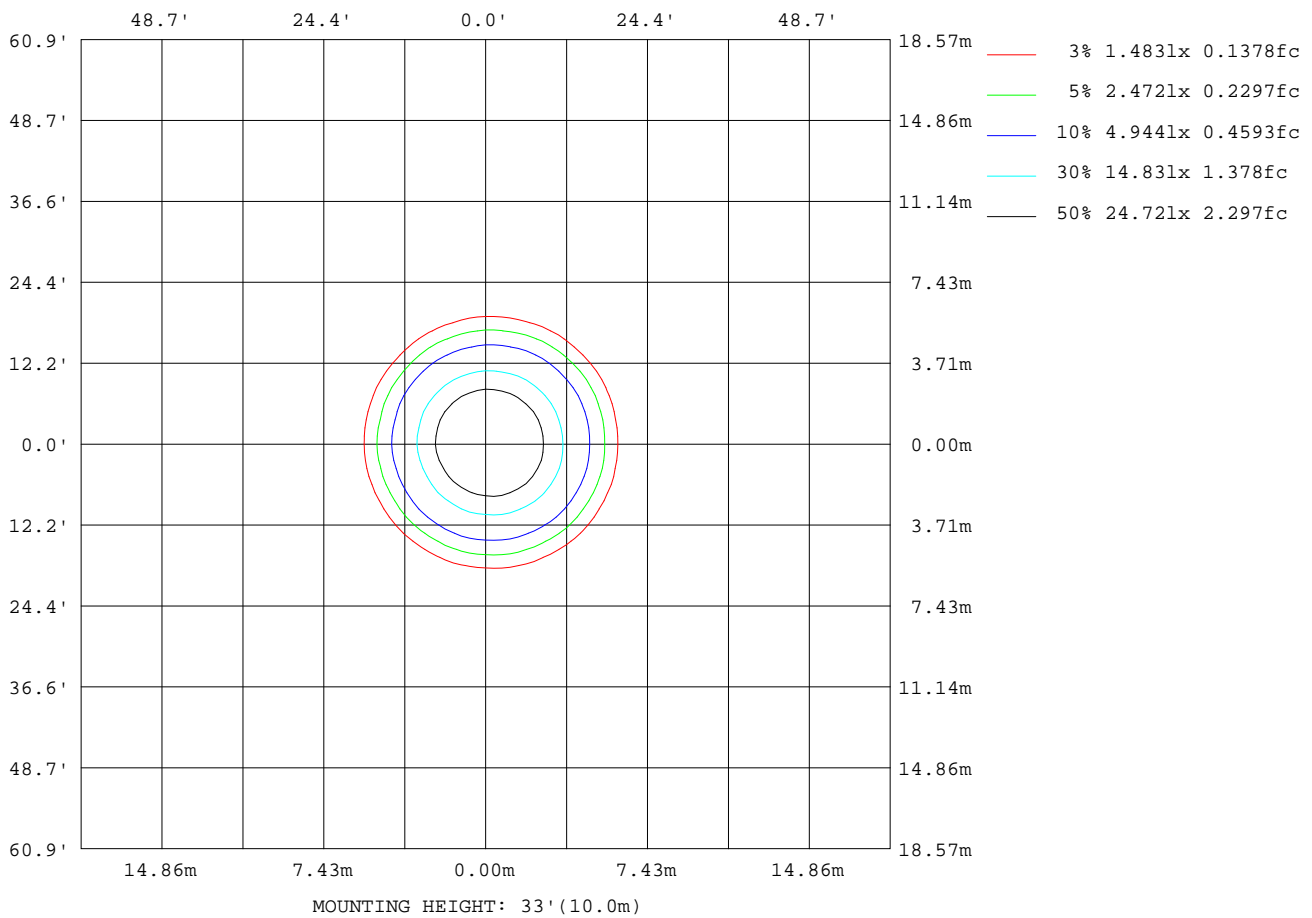
Note:The Curves indicate the illuminated area and the average illumination when the luminaire is at different distance.

C Range: 0 - 360DEG  
C Interval: 15.0DEG  
Test Speed: HIGH  
Temperature:25.3DEG  
Operators:Meng Yongjian  
Test Date:2017-05-31

γ Range: 0 - 90DEG  
γ Interval: 1.0DEG  
Test System:EVERFINE GO-2000B\_V1 SYSTEM V2.0.288  
Humidity:52%  
Test Distance:5.850m [K=1.0000]  
Remarks:

**ISOLUX DIAGRAM**

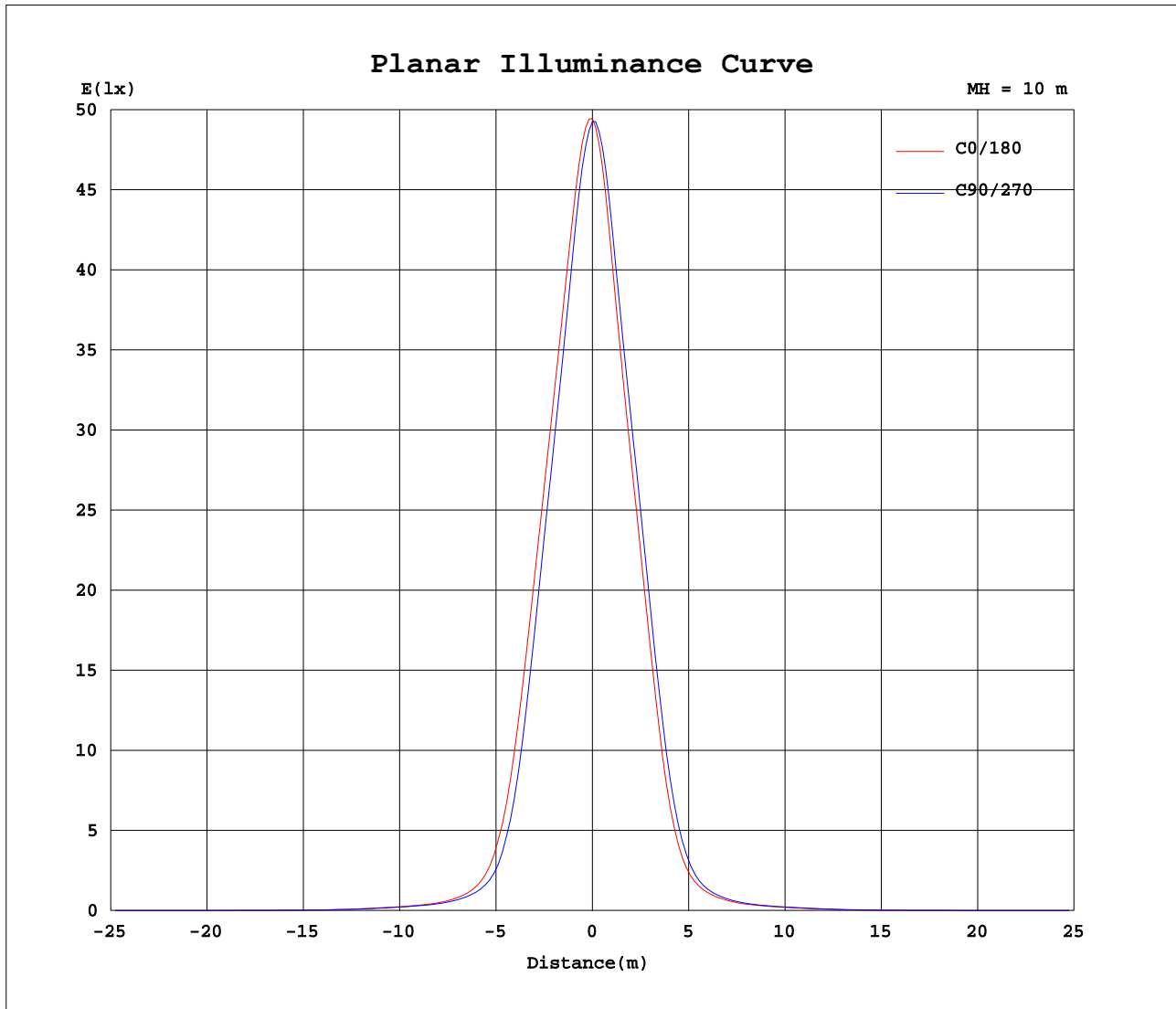
Test:U:220.7V I:0.0678A P:14.32W PF:0.9526 Lamp Flux:1495.58x1 lm		
NAME: PURE S-15W-940-30	TYPE:Tracklight	SERIAL No.:
SPEC.:4000K	DIM.: φ70mm*H138mm	
MFR.: NEKO LIGHTING AG		



C Range: 0 - 360DEG  
C Interval: 15.0DEG  
Test Speed: HIGH  
Temperature:25.3DEG  
Operators:Meng Yongjian  
Test Date:2017-05-31

γ Range: 0 - 90DEG  
γ Interval: 1.0DEG  
Test System:EVERFINE GO-2000B\_V1 SYSTEM V2.0.288  
Humidity:52%  
Test Distance:5.850m [K=1.0000]  
Remarks:

Planar Illuminance Curve



C Range: 0 - 360DEG  
 C Interval: 15.0DEG  
 Test Speed: HIGH  
 Temperature: 25.3DEG  
 Operators: Meng Yongjian  
 Test Date: 2017-05-31

$\gamma$  Range: 0 - 90DEG  
 $\gamma$  Interval: 1.0DEG  
 Test System: EVERFINE GO-2000B\_V1 SYSTEM V2.0.288  
 Humidity: 52%  
 Test Distance: 5.850m [K=1.0000]  
 Remarks:

LUMINOUS DISTRIBUTION INTENSITY DATA

Test:U:220.7V I:0.0678A P:14.32W PF:0.9526 Lamp Flux:1495.58x1 lm		
NAME: PURE S-15W-940-30	TYPE:Tracklight	SERIAL No.:
SPEC.:4000K	DIM.: φ70mm*H138mm	
MFR.: NEKO LIGHTING AG		

Table--1

UNIT: cd

C (DEG) γ (DEG)	0	15	30	45	60	75	90	105	120	135	150	165	180	195	210	225	240	255	270
0	4944	4938	4937	4933	4930	4930	4925	4930	4924	4929	4924	4930	4944	4938	4937	4933	4930	4930	4925
5	4534	4539	4492	4470	4404	4384	4316	4295	4235	4247	4219	4249	4294	4287	4346	4360	4420	4433	4491
10	3635	3636	3589	3546	3458	3411	3331	3283	3215	3215	3188	3223	3259	3267	3343	3364	3431	3447	3513
15	2711	2729	2677	2637	2522	2468	2349	2295	2205	2203	2150	2193	2256	2254	2348	2372	2441	2464	2544
20	1665	1690	1644	1593	1461	1384	1259	1232	1153	1139	1081	1110	1164	1169	1252	1272	1340	1364	1435
25	729	729	688	657	596	542	493	470	440	435	417	430	447	448	474	484	524	550	587
30	284	282	271	261	240	228	212	207	198	196	191	193	199	198	207	209	221	227	240
35	147	147	141	140	132	129	123	120	116	115	112	114	116	116	119	120	124	128	134
40	93.2	91.9	90.0	88.7	86.4	84.7	82.6	80.2	77.5	76.7	75.8	75.7	77.4	78.7	80.0	79.9	81.8	84.1	85.8
45	69.4	68.7	67.5	66.7	65.1	64.2	62.8	60.8	58.4	58.0	57.5	57.0	58.4	59.5	61.5	60.8	62.0	63.0	64.6
50	45.4	45.3	43.9	43.5	42.0	41.5	40.1	38.8	36.6	36.4	35.6	35.3	36.3	36.8	38.5	38.1	39.8	40.9	42.6
55	21.2	21.3	20.5	20.2	19.3	19.1	18.5	18.0	17.0	17.0	16.5	16.4	16.7	16.9	17.7	17.4	18.2	18.7	19.8
60	11.0	11.1	10.8	10.7	10.4	10.3	9.96	9.83	9.47	9.48	9.29	9.34	9.45	9.38	9.55	9.58	9.97	10.1	10.5
65	6.17	6.19	6.00	5.95	5.64	5.55	5.25	5.08	4.74	4.72	4.61	4.67	4.79	4.73	4.89	4.98	5.28	5.47	5.78
70	1.77	1.83	1.69	1.60	1.37	1.25	1.03	0.95	0.78	0.78	0.70	0.74	0.81	0.83	0.94	1.01	1.21	1.30	1.53
75	0.23	0.20	0.23	0.21	0.22	0.19	0.21	0.18	0.20	0.18	0.20	0.18	0.17	0.19	0.17	0.19	0.18	0.20	0.19
80	0.15	0.12	0.14	0.12	0.14	0.11	0.14	0.11	0.13	0.11	0.13	0.11	0.10	0.12	0.10	0.12	0.10	0.13	0.12
85	0.10	0.07	0.09	0.07	0.09	0.06	0.08	0.06	0.08	0.06	0.08	0.06	0.05	0.07	0.05	0.08	0.06	0.08	0.07
90	0.07	0.07	0.06	0.06	0.06	0.06	0.06	0.06	0.06	0.06	0.06	0.06	0.04	0.04	0.04	0.04	0.04	0.04	0.04

C Range: 0 - 360DEG  
C Interval: 15.0DEG  
Test Speed: HIGH  
Temperature:25.3DEG  
Operators:Meng Yongjian  
Test Date:2017-05-31

γ Range: 0 - 90DEG  
γ Interval: 1.0DEG  
Test System:EVERFINE GO-2000B\_V1 SYSTEM V2.0.288  
Humidity:52%  
Test Distance:5.850m [K=1.0000]  
Remarks:

LUMINOUS DISTRIBUTION INTENSITY DATA

Test:U:220.7V I:0.0678A P:14.32W PF:0.9526 Lamp Flux:1495.58x1 lm		
NAME: PURE S-15W-940-30	TYPE:Tracklight	SERIAL No.:
SPEC.:4000K	DIM.: φ70mm*H138mm	
MFR.: NEKO LIGHTING AG		

Table--2

UNIT: cd

C (DEG) \ γ (DEG)	285	300	315	330	345													
0	4930	4924	4929	4924	4930													
5	4490	4535	4536	4574	4553													
10	3528	3599	3609	3671	3646													
15	2561	2640	2661	2726	2717													
20	1485	1591	1623	1665	1655													
25	628	683	710	746	740													
30	249	270	281	295	290													
35	136	144	146	149	149													
40	88.1	92.2	93.3	93.6	93.5													
45	65.6	68.5	69.3	69.5	69.6													
50	43.4	45.7	45.9	46.6	46.1													
55	20.3	21.7	21.7	22.2	21.7													
60	10.6	10.9	11.0	11.3	11.1													
65	5.82	6.05	6.09	6.30	6.27													
70	1.58	1.76	1.78	1.91	1.84													
75	0.21	0.20	0.22	0.20	0.22													
80	0.14	0.12	0.14	0.12	0.14													
85	0.09	0.07	0.09	0.07	0.09													
90	0.06	0.05	0.06	0.06	0.06													

C Range: 0 - 360DEG  
 C Interval: 15.0DEG  
 Test Speed: HIGH  
 Temperature:25.3DEG  
 Operators:Meng Yongjian  
 Test Date:2017-05-31

γ Range: 0 - 90DEG  
 γ Interval: 1.0DEG  
 Test System:EVERFINE GO-2000B\_V1 SYSTEM V2.0.288  
 Humidity:52%  
 Test Distance:5.850m [K=1.0000]  
 Remarks:

Photometric Data Table [cd]

G/C	0.0	15.0	30.0	45.0	60.0	75.0	90.0	105.0	120.0	135.0
0.0	4944	4938	4937	4933	4930	4930	4925	4930	4924	4929
3.0	4810	4809	4771	4754	4711	4697	4656	4651	4610	4620
6.0	4365	4374	4322	4298	4225	4192	4117	4090	4027	4035
9.0	3819	3821	3761	3726	3646	3596	3520	3488	3416	3419
12.0	3274	3281	3234	3193	3095	3053	2948	2883	2820	2816
15.0	2711	2729	2677	2637	2522	2468	2349	2295	2205	2203
18.0	2097	2128	2070	2024	1900	1815	1696	1662	1570	1561
21.0	1454	1475	1425	1379	1246	1170	1062	1037	964.4	953.6
24.0	880.1	885.4	838.4	801.3	714.9	664.2	611.5	575.7	548.2	530.6
27.0	495.1	494.8	464.0	442.5	394.4	366.1	332.1	322.7	304.0	301.9
30.0	284.1	282.3	270.9	261.3	240.3	228.0	211.6	207.1	197.9	196.2
33.0	185.7	184.5	178.7	174.5	163.6	157.5	149.8	145.9	140.3	140.4
36.0	132.1	132.6	127.3	124.9	119.4	116.3	112.2	109.4	105.9	104.9
39.0	100.5	99.17	96.92	95.34	92.70	90.84	88.19	85.85	82.90	81.99
42.0	82.17	81.08	79.78	78.56	76.83	75.44	73.92	71.35	69.07	68.29
45.0	69.36	68.66	67.50	66.68	65.15	64.25	62.80	60.82	58.44	58.03
48.0	55.93	55.72	54.24	53.73	52.12	51.49	49.89	48.30	45.87	45.57
51.0	40.13	40.13	38.76	38.36	37.01	36.60	35.23	34.09	32.06	31.87
54.0	25.35	25.49	24.35	24.12	22.94	22.72	21.78	21.15	19.83	19.84
57.0	15.61	15.61	15.20	15.08	14.62	14.61	14.28	14.01	13.40	13.39
60.0	11.02	11.11	10.84	10.75	10.41	10.30	9.957	9.834	9.472	9.480
63.0	7.973	8.006	7.793	7.740	7.441	7.357	7.049	6.907	6.605	6.585
66.0	5.256	5.282	5.087	5.050	4.750	4.641	4.301	4.167	3.813	3.804
69.0	2.524	2.621	2.432	2.361	2.051	1.955	1.676	1.584	1.361	1.346
72.0	0.6077	0.6986	0.5725	0.5464	0.4052	0.3599	0.3133	0.2795	0.2945	0.2708
75.0	0.2256	0.2031	0.2256	0.2053	0.2168	0.1857	0.2058	0.1813	0.2014	0.1792
78.0	0.1729	0.1464	0.1642	0.1442	0.1663	0.1398	0.1620	0.1355	0.1576	0.1355
81.0	0.1379	0.1071	0.1291	0.1070	0.1291	0.1027	0.1248	0.0983	0.1226	0.1005
84.0	0.1072	0.0787	0.1007	0.0764	0.0985	0.0721	0.0941	0.0699	0.0919	0.0677
87.0	0.0853	0.0656	0.0810	0.0634	0.0722	0.0590	0.0679	0.0590	0.0657	0.0590
90.0	0.0700	0.0656	0.0612	0.0590	0.0590	0.0590	0.0590	0.0590	0.0612	0.0612
G/C	150.0	165.0	180.0	195.0	210.0	225.0	240.0	255.0	270.0	285.0
0.0	4924	4930	4944	4938	4937	4933	4930	4930	4925	4930
3.0	4602	4626	4661	4655	4695	4698	4736	4748	4783	4788
6.0	4001	4032	4083	4079	4142	4161	4229	4244	4303	4306
9.0	3388	3417	3458	3463	3536	3560	3626	3645	3704	3717
12.0	2777	2825	2868	2878	2952	2981	3047	3066	3139	3148
15.0	2150	2193	2256	2254	2348	2372	2441	2464	2544	2561
18.0	1492	1530	1600	1603	1688	1714	1783	1803	1876	1917
21.0	902.7	931.2	974.5	975.1	1048	1066	1127	1154	1218	1276
24.0	507.8	524.2	547.1	556.9	583.1	604.2	639.6	656.6	711.2	749.3
27.0	291.5	299.4	309.1	309.5	324.3	328.9	356.3	365.7	398.6	419.0
30.0	190.6	193.4	198.9	198.0	207.1	209.2	221.4	227.0	240.4	248.6
33.0	136.0	139.1	140.7	139.7	145.2	147.0	153.5	157.7	165.1	168.6
36.0	103.1	103.8	105.7	106.1	108.4	109.3	113.1	116.0	120.3	123.1
39.0	80.95	81.06	82.66	83.81	85.25	85.29	87.74	90.20	92.31	94.75
42.0	67.80	67.34	68.95	70.27	71.82	71.34	72.71	74.44	75.90	77.63
45.0	57.49	57.00	58.37	59.53	61.50	60.76	61.96	63.04	64.55	65.57
48.0	44.85	44.43	45.66	46.37	48.24	47.75	49.44	50.62	52.35	53.28
51.0	31.14	30.85	31.75	32.15	33.65	33.35	34.96	35.97	37.68	38.35
54.0	19.13	19.06	19.55	19.74	20.73	20.44	21.63	22.25	23.65	24.21
57.0	13.12	13.01	13.21	13.33	13.75	13.53	13.93	14.25	14.78	15.06
60.0	9.290	9.338	9.447	9.381	9.554	9.584	9.973	10.13	10.50	10.58
63.0	6.444	6.518	6.596	6.548	6.677	6.729	7.036	7.232	7.532	7.609
66.0	3.654	3.736	3.854	3.832	3.985	4.077	4.411	4.586	4.886	4.929
69.0	1.247	1.296	1.397	1.379	1.552	1.619	1.864	1.985	2.248	2.289
72.0	0.2917	0.2751	0.2728	0.2920	0.2793	0.3019	0.3421	0.3799	0.4849	0.5163
75.0	0.2014	0.1813	0.1704	0.1926	0.1682	0.1927	0.1791	0.2015	0.1878	0.2146
78.0	0.1576	0.1355	0.1310	0.1488	0.1288	0.1488	0.1311	0.1575	0.1376	0.1619
81.0	0.1204	0.1005	0.0895	0.1116	0.0851	0.1116	0.0960	0.1225	0.1027	0.1291
84.0	0.0898	0.0699	0.0611	0.0788	0.0611	0.0854	0.0655	0.0919	0.0721	0.1006
87.0	0.0657	0.0612	0.0415	0.0525	0.0394	0.0591	0.0394	0.0678	0.0502	0.0701
90.0	0.0612	0.0612	0.0415	0.0415	0.0415	0.0415	0.0394	0.0415	0.0415	0.0568
G/C	300.0	315.0	330.0	345.0						
0.0	4924	4929	4924	4930						
3.0	4815	4815	4836	4820						
6.0	4356	4360	4405	4385						
9.0	3786	3794	3850	3830						
12.0	3218	3240	3300	3288						
15.0	2640	2661	2726	2717						
18.0	2012	2044	2103	2088						
21.0	1387	1417	1460	1445						

C Range: 0 - 360DEG

C Interval: 15.0DEG

Test Speed: HIGH

Temperature: 25.3DEG

Operators: Meng Yongjian

Test Date: 2017-05-31

γ Range: 0 - 90DEG

γ Interval: 1.0DEG

Test System: EVERFINE GO-2000B\_V1 SYSTEM V2.0.288

Humidity: 52%

Test Distance: 5.850m [K=1.0000]

Remarks:

Photometric Data Table [cd]

24.0	826.0	857.0	896.3	888.4
27.0	464.2	485.0	509.8	504.6
30.0	270.1	280.7	294.5	290.0
33.0	179.8	184.8	188.9	187.7
36.0	130.9	131.7	135.3	133.4
39.0	99.17	100.5	101.3	100.9
42.0	81.13	82.18	82.28	82.34
45.0	68.49	69.28	69.55	69.58
48.0	55.84	56.24	56.94	56.51
51.0	40.59	40.69	41.38	40.79
54.0	25.89	25.93	26.52	26.05
57.0	15.91	15.98	16.20	15.93
60.0	10.88	10.98	11.30	11.15
63.0	7.823	7.896	8.126	8.090
66.0	5.150	5.192	5.398	5.341
69.0	2.506	2.508	2.700	2.585
72.0	0.6262	0.6391	0.7214	0.6458
75.0	0.1965	0.2189	0.1987	0.2190
78.0	0.1420	0.1663	0.1420	0.1662
81.0	0.1027	0.1313	0.1048	0.1247
84.0	0.0743	0.0985	0.0743	0.0985
87.0	0.0590	0.0744	0.0568	0.0766
90.0	0.0547	0.0590	0.0568	0.0590

C Range: 0 - 360DEG  
C Interval: 15.0DEG  
Test Speed: HIGH  
Temperature: 25.3DEG  
Operators: Meng Yongjian  
Test Date: 2017-05-31

γ Range: 0 - 90DEG  
γ Interval: 1.0DEG  
Test System: EVERFINE GO-2000B\_V1 SYSTEM V2.0.288  
Humidity: 52%  
Test Distance: 5.850m [K=1.0000]  
Remarks: