

LED Downlight Kenzo Series K1X70-18W-830-30D



Light Output Ratio:	100.0%	
Luminaire Power:	20.55 W	
SHR Nominal:	0.50	Calculated using the TM5
SHR Maximum:	0.50	fine grid method.

C Range: 0 - 360DEG
C Interval: 15.0DEG
Test Speed: HIGH
Temperature: 25.3DEG
Operators: Meng Yongjian
Test Date: 2017-05-19

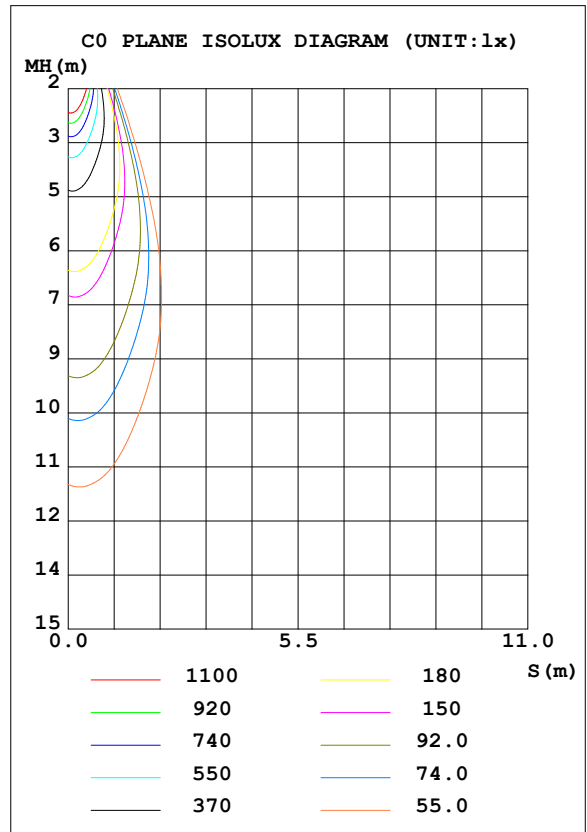
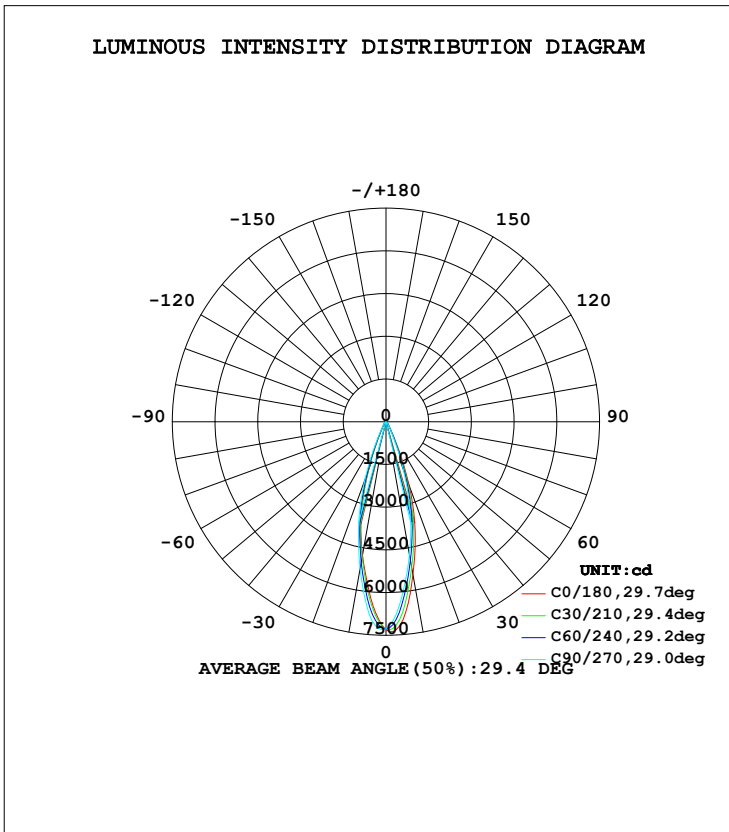
γ Range: 0 - 90DEG
 γ Interval: 1.0DEG
Test System: EVERFINE GO-2000B_V1 SYSTEM V2.0.288
Humidity: 52%
Test Distance: 5.850m [K=1.0000]
Remarks:

GONIOPHOTOMETERS SYSTEM TEST REPORT

LUMINAIRE PHOTOMETRIC TEST REPORT

Test:U:220.7V I:0.0992A P:20.55W PF:0.9392 Lamp Flux:2161.9x1 lm		
NAME: K1X70-18W-830-30D	TYPE:Downlight	SERIAL No.:
SPEC.:3000K	DIM.: φ110mm*H138mm	
MFR.: NEKO LIGHTING AG		

DATA OF LAMP		PHOTOMETRIC DATA Eff: 105.18 lm/W			
MODEL	CITIZEN-3000K	I _{max} (cd)	7422	S/MH (C0/180)	0.46
NOMINAL POWER (W)	21	LOR (%)	100.0	S/MH (C90/270)	0.50
RATED VOLTAGE (V)	220	TOTAL FLUX (lm)	2161.9	η UP, DN (C0-180)	0.0, 48.3
NOMINAL FLUX (lm)	2161.9	CIE CLASS	DIRECT	η UP, DN (C180-360)	0.0, 51.7
LAMPS INSIDE	1	η up (%)	0.0	CIBSE SHR NOM	0.50
TEST VOLTAGE (V)	220	η down (%)	100.0	CIBSE SHR MAX	0.50



C Range: 0 - 360DEG
C Interval: 15.0DEG
Test Speed: HIGH
Temperature: 25.3DEG
Operators: Meng Yongjian
Test Date: 2017-05-19

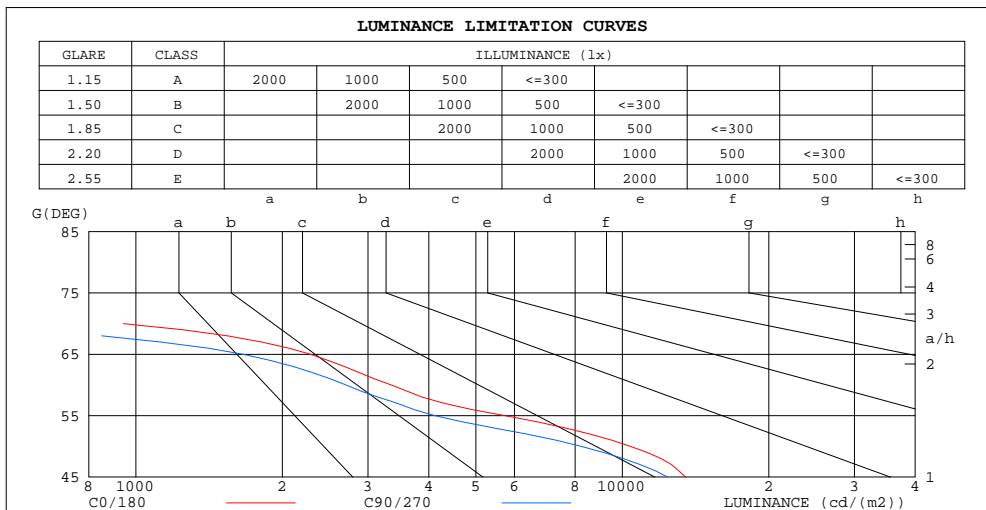
γ Range: 0 - 90DEG
γ Interval: 1.0DEG
Test System: EVERFINE GO-2000B_V1 SYSTEM V2.0.288
Humidity: 52%
Test Distance: 5.850m [K=1.0000]
Remarks:

GONIOPHOTOMETERS SYSTEM TEST REPORT

**ZONAL FLUX DIAGRAM
AND LUMINANCE LIMITATION CURVES**

ZONAL FLUX DIAGRAM:

γ	C0	C45	C90	C135	C180	C225	C270	C315	γ	Φ zone	Φ total	Φ lum, lamp
10	5462	5107	4748	4635	4757	4879	5242	5533	0- 10	574.1	574.1	26.6,26.6
20	2376	2084	1778	1678	1768	1812	2173	2415	10- 20	960.5	1535	71,71
30	370.2	332.5	291.9	273.5	281.7	292.4	347.2	384.4	20- 30	409.1	1944	89.9,89.9
40	121.0	114.9	109.6	107.2	109.5	112.3	117.9	123.8	30- 40	116.2	2060	95.3,95.3
50	63.47	57.21	50.27	47.33	51.45	57.85	63.61	67.06	40- 50	66.08	2126	98.3,98.3
60	15.90	14.36	12.84	12.58	13.30	14.57	16.75	17.09	50- 60	27.15	2153	99.6,99.6
70	3.060	2.256	1.322	1.067	1.433	2.166	3.312	3.709	60- 70	8.072	2161	100,100
80	0.1926	0.1595	0.1707	0.1464	0.1485	0.1816	0.1747	0.1925	70- 80	0.5842	2162	100,100
90	0.0875	0.0853	0.0918	0.0896	0.0765	0.0700	0.0700	0.0765	80- 90	0.1236	2162	100,100
100									90-100			
110									100-110			
120									110-120			
130									120-130			
140									130-140			
150									140-150			
160									150-160			
170									160-170			
180									170-180			
DEG	LUMINOUS INTENSITY:cd									UNIT:lm		



LUMINANCE cd/(m2)		
G(DEG)	C0/180	C90/270
85	151	140
80	117	103
75	128	103
70	942	407
65	2282	1660
60	3348	2703
55	5740	4117
50	10396	8234
45	13487	12392

C Range: 0 - 360DEG
 C Interval: 15.0DEG
 Test Speed: HIGH
 Temperature: 25.3DEG
 Operators: Meng Yongjian
 Test Date: 2017-05-19

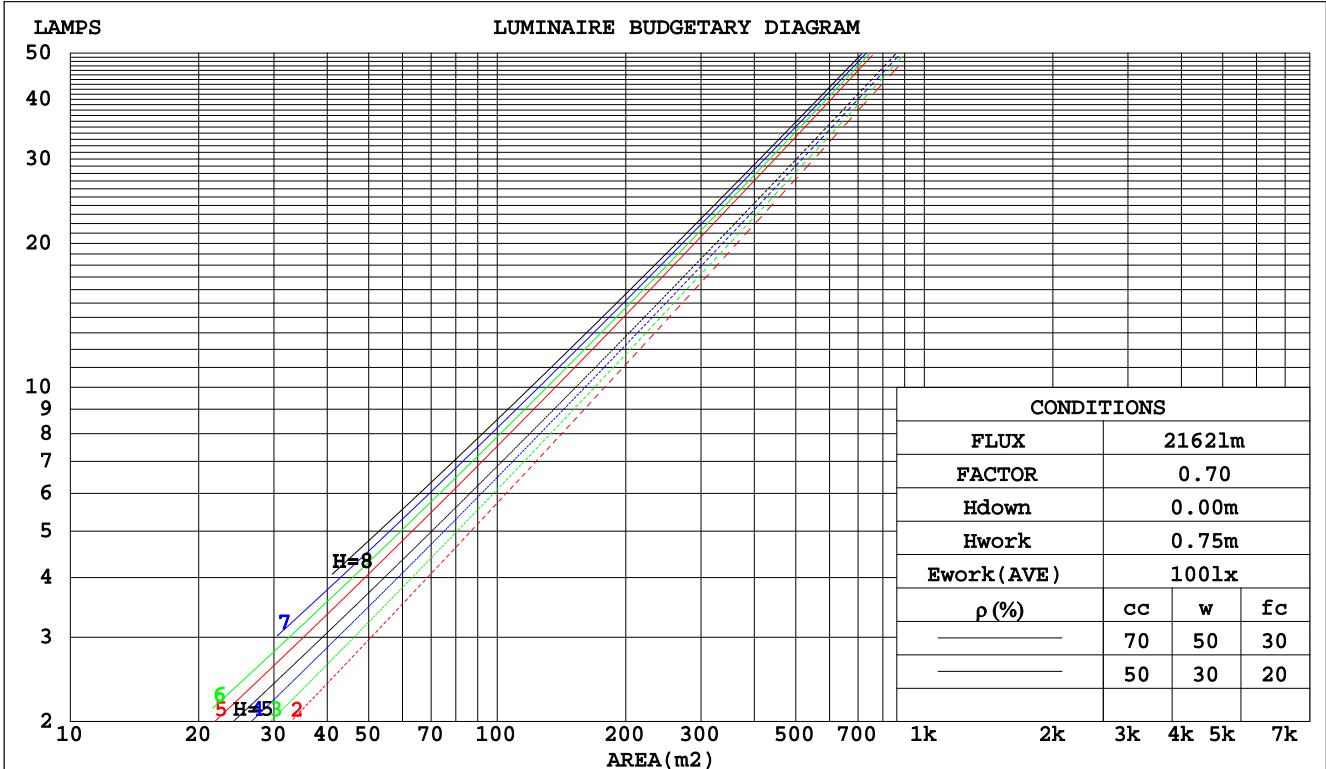
γ Range: 0 - 90DEG
 γ Interval: 1.0DEG
 Test System: EVERFINE GO-2000B_V1 SYSTEM V2.0.288
 Humidity: 52%
 Test Distance: 5.850m [K=1.0000]
 Remarks:

GONIOPHOTOMETERS SYSTEM TEST REPORT

CU AND LUMINAIRE BUDGETARY ESTIMATE DIAGRAM

Test:U:220.7V I:0.0992A P:20.55W PF:0.9392 Lamp Flux:2161.9x1 lm		
NAME: K1X70-18W-830-30D	TYPE:Downlight	SERIAL No.:
SPEC.:3000K	DIM.: φ110mm*H138mm	
MFR.: NEKO LIGHTING AG		

ρcc	80%			70%			50%			30%			10%			0
ρw	50%	30%	10%	50%	30%	10%	50%	30%	10%	50%	30%	10%	50%	30%	10%	0
ρfc	20%			20%			20%			20%			20%			0
RCR	RCR:Room Cavity Ratio															
	Coefficients of Utilization(CU)															
0.0	1.19	1.19	1.19	1.16	1.16	1.16	1.11	1.11	1.11	1.06	1.06	1.06	1.02	1.02	1.02	1.00
1.0	1.12	1.10	1.08	1.10	1.08	1.07	1.06	1.05	1.03	1.02	1.01	1.00	.99	.98	.97	.96
2.0	1.06	1.03	1.00	1.05	1.02	.99	1.01	.99	.97	.99	.97	.95	.96	.94	.93	.91
3.0	1.01	.97	.94	.90	.96	.93	.97	.94	.92	.95	.92	.90	.93	.91	.89	.88
4.0	.96	.92	.89	.95	.91	.88	.93	.90	.87	.91	.88	.86	.90	.87	.85	.84
5.0	.92	.88	.84	.91	.87	.84	.90	.86	.83	.88	.85	.82	.87	.84	.82	.80
6.0	.88	.84	.80	.88	.83	.80	.86	.82	.80	.85	.82	.79	.84	.81	.79	.77
7.0	.85	.80	.77	.84	.80	.77	.83	.79	.76	.82	.79	.76	.81	.78	.76	.75
8.0	.82	.77	.74	.81	.77	.74	.80	.76	.73	.79	.76	.73	.78	.75	.73	.72
9.0	.79	.74	.71	.78	.74	.71	.78	.74	.71	.77	.73	.71	.76	.73	.70	.69
10.0	.76	.72	.69	.76	.72	.69	.75	.71	.68	.74	.71	.68	.74	.71	.68	.67



C Range: 0 - 360DEG
 C Interval: 15.0DEG
 Test Speed: HIGH
 Temperature:25.3DEG
 Operators:Meng Yongjian
 Test Date:2017-05-19

γ Range: 0 - 90DEG
 γ Interval: 1.0DEG
 Test System:EVERFINE GO-2000B_V1 SYSTEM V2.0.288
 Humidity:52%
 Test Distance:5.850m [K=1.0000]
 Remarks:

GONIOPHOTOMETERS SYSTEM TEST REPORT

WEC AND CCEC

Test:U:220.7V I:0.0992A P:20.55W PF:0.9392 Lamp Flux:2161.9x1 lm		
NAME: K1X70-18W-830-30D	TYPE:Downlight	SERIAL No.:
SPEC.:3000K	DIM.: φ110mm*H138mm	
MFR.: NEKO LIGHTING AG		

ρcc	80%			70%			50%			30%			10%			0
ρw	50%	30%	10%	50%	30%	10%	50%	30%	10%	50%	30%	10%	50%	30%	10%	0
ρfc	20%			20%			20%			20%			20%			0
RCR	RCR:Room Cavity Ratio						Wall Exitance Coefficients(WEC)									
0.0																
1.0	.149	.085	.027	.142	.081	.026	.130	.074	.024	.118	.068	.022	.108	.063	.020	
2.0	.140	.077	.023	.134	.074	.023	.124	.069	.021	.114	.064	.020	.106	.060	.019	
3.0	.131	.070	.021	.127	.068	.020	.118	.064	.019	.110	.060	.018	.103	.057	.018	
4.0	.124	.064	.019	.120	.063	.019	.112	.060	.018	.106	.057	.017	.099	.054	.016	
5.0	.117	.060	.017	.114	.058	.017	.107	.056	.016	.101	.054	.016	.096	.051	.015	
6.0	.111	.056	.016	.108	.055	.016	.103	.053	.015	.098	.051	.015	.093	.049	.014	
7.0	.106	.052	.015	.103	.051	.015	.098	.050	.014	.094	.048	.014	.090	.047	.014	
8.0	.101	.049	.014	.099	.049	.014	.094	.047	.013	.090	.046	.013	.087	.044	.013	
9.0	.096	.047	.013	.094	.046	.013	.091	.045	.013	.087	.044	.013	.084	.043	.012	
10.0	.092	.044	.012	.091	.044	.012	.087	.043	.012	.084	.042	.012	.081	.041	.012	

ρcc	80%			70%			50%			30%			10%			0
ρw	50%	30%	10%	50%	30%	10%	50%	30%	10%	50%	30%	10%	50%	30%	10%	0
ρfc	20%			20%			20%			20%			20%			0
RCR	RCR:Room Cavity Ratio						Ceiling Cavity Exitance Coefficients(CCEC)									
0.0	.190	.190	.190	.163	.163	.163	.111	.111	.111	.064	.064	.064	.020	.020	.020	
1.0	.169	.158	.147	.145	.135	.127	.099	.093	.088	.057	.054	.051	.018	.017	.016	
2.0	.152	.133	.116	.130	.114	.101	.089	.079	.070	.051	.046	.041	.017	.015	.013	
3.0	.138	.113	.094	.118	.098	.081	.081	.068	.057	.047	.040	.034	.015	.013	.011	
4.0	.126	.098	.077	.108	.085	.067	.074	.059	.047	.043	.035	.028	.014	.011	.009	
5.0	.116	.086	.064	.100	.074	.056	.069	.052	.039	.040	.031	.023	.013	.010	.008	
6.0	.107	.076	.054	.092	.066	.047	.064	.046	.033	.037	.027	.020	.012	.009	.007	
7.0	.100	.068	.046	.086	.059	.040	.060	.042	.028	.035	.024	.017	.011	.008	.006	
8.0	.094	.062	.040	.081	.054	.034	.056	.038	.024	.033	.022	.015	.011	.007	.005	
9.0	.088	.056	.034	.076	.049	.030	.053	.034	.021	.031	.020	.013	.010	.007	.004	
10.0	.084	.052	.030	.072	.045	.026	.050	.031	.019	.029	.019	.011	.009	.006	.004	

C Range: 0 - 360DEG
 C Interval: 15.0DEG
 Test Speed: HIGH
 Temperature:25.3DEG
 Operators:Meng Yongjian
 Test Date:2017-05-19

γ Range: 0 - 90DEG
 γ Interval: 1.0DEG
 Test System:EVERFINE GO-2000B_V1 SYSTEM V2.0.288
 Humidity:52%
 Test Distance:5.850m [K=1.0000]
 Remarks:

GONIOPHOTOMETERS SYSTEM TEST REPORT

UGR(Unified Glare Rating) Table

Test:U:220.7V I:0.0992A P:20.55W PF:0.9392 Lamp Flux:2161.9x1 lm		
NAME: K1X70-18W-830-30D	TYPE:Downlight	SERIAL No.:
SPEC.:3000K	DIM.: φ110mm*H138mm	
MFR.: NEKO LIGHTING AG		

ceiling/cavity	0.7	0.7	0.5	0.5	0.3	0.7	0.7	0.5	0.5	0.3
walls	0.5	0.3	0.5	0.3	0.3	0.5	0.3	0.5	0.3	0.3
working plane	0.2	0.2	0.2	0.2	0.2	0.2	0.2	0.2	0.2	0.2
Room dimensions	Viewed crosswise					Viewed endwise				
x = 2H y = 2H	13.0	13.8	13.2	13.9	14.1	12.3	13.1	12.5	13.2	13.4
3H	13.0	13.6	13.2	13.8	14.0	12.2	12.9	12.5	13.1	13.3
4H	12.9	13.5	13.1	13.7	13.9	12.1	12.8	12.4	13.0	13.2
6H	12.8	13.4	13.1	13.6	13.9	12.0	12.7	12.3	12.9	13.1
8H	12.7	13.3	13.0	13.6	13.8	12.0	12.6	12.3	12.8	13.1
12H	12.7	13.3	13.0	13.5	13.8	12.0	12.5	12.3	12.8	13.1
4H 2H	12.9	13.5	13.2	13.8	14.0	12.2	12.9	12.5	13.1	13.3
3H	12.8	13.4	13.1	13.6	13.9	12.1	12.7	12.4	12.9	13.2
4H	12.7	13.2	13.1	13.5	13.8	12.0	12.5	12.3	12.8	13.1
6H	12.6	13.1	13.0	13.4	13.7	11.9	12.4	12.3	12.7	13.0
8H	12.6	13.0	13.0	13.3	13.7	11.9	12.3	12.2	12.6	13.0
12H	12.5	12.9	12.9	13.3	13.7	11.8	12.2	12.2	12.6	12.9
8H 4H	12.6	13.0	13.0	13.3	13.7	11.9	12.3	12.2	12.6	13.0
6H	12.5	12.8	12.9	13.2	13.6	11.7	12.1	12.2	12.5	12.9
8H	12.4	12.7	12.8	13.1	13.6	11.7	12.0	12.1	12.4	12.9
12H	12.3	12.6	12.8	13.0	13.5	11.6	11.9	12.1	12.3	12.8
12H 4H	12.5	12.9	12.9	13.3	13.7	11.8	12.2	12.2	12.6	12.9
6H	12.4	12.7	12.8	13.1	13.6	11.7	12.0	12.1	12.4	12.9
8H	12.3	12.6	12.8	13.0	13.5	11.6	11.9	12.1	12.3	12.8
Variations with the observer position at spacings:										
S = 1.0H	+ 2.0 / - 4.4					+ 2.1 / - 5.1				
1.5H	+ 2.0 / - 4.0					+ 1.7 / - 4.1				
2.0H	+ 4.2 / - 5.4					+ 4.5 / - 5.3				

CIE Pub.117 Corrected 2162 lm Total Lamp Luminous Flux.(8log(F/F0) = 2.7)

C Range: 0 - 360DEG
 C Interval: 15.0DEG
 Test Speed: HIGH
 Temperature:25.3DEG
 Operators:Meng Yongjian
 Test Date:2017-05-19

γ Range: 0 - 90DEG
 γ Interval: 1.0DEG
 Test System:EVERFINE GO-2000B_V1 SYSTEM V2.0.288
 Humidity:52%
 Test Distance:5.850m [K=1.0000]
 Remarks:

GONIOPHOTOMETERS SYSTEM TEST REPORT

UTILIZATION FACTORS TABLE

Test:U:220.7V I:0.0992A P:20.55W PF:0.9392 Lamp Flux:2161.9x1 lm		
NAME: K1X70-18W-830-30D	TYPE:Downlight	SERIAL No.:
SPEC.:3000K	DIM.: φ110mm*H138mm	
MFR.: NEKO LIGHTING AG		

REFLECTANCE										
Ceiling	0.8	0.8	0.8	0.7	0.7	0.7	0.5	0.5	0.5	0
Walls	0.7	0.5	0.3	0.7	0.5	0.3	0.7	0.5	0.3	0
Working plane	0.2	0.2	0.2	0.2	0.2	0.2	0.2	0.2	0.2	0
ROOM INDEX	UTILIZATION FACTORS(PERCENT) $k(RI) \times RCR = 5$									
k = 0.60	89	82	79	88	82	79	87	82	79	75
0.80	96	90	87	95	90	87	94	89	86	83
1.00	100	95	91	99	94	91	98	94	90	87
1.25	104	99	96	103	98	95	101	97	94	90
1.50	107	102	99	105	101	98	103	100	97	93
2.00	109	105	102	108	104	101	105	102	100	95
2.50	111	107	104	109	106	103	106	103	101	96
3.00	112	109	106	110	107	105	107	105	103	97
4.00	114	111	109	112	110	108	108	107	105	98
5.00	115	113	111	113	111	110	109	108	107	99
ROOM INDEX	UF(total)									Direct
According to DIN EN 13032-2 2004			Suspended				SHRNOM = 1.25			

C Range: 0 - 360DEG
 C Interval: 15.0DEG
 Test Speed: HIGH
 Temperature:25.3DEG
 Operators:Meng Yongjian
 Test Date:2017-05-19

γ Range: 0 - 90DEG
 γ Interval: 1.0DEG
 Test System:EVERFINE GO-2000B_V1 SYSTEM V2.0.288
 Humidity:52%
 Test Distance:5.850m [K=1.0000]
 Remarks:

GONIOPHOTOMETERS SYSTEM TEST REPORT

ISOCANDELA DIAGRAM

Test:U:220.7V I:0.0992A P:20.55W PF:0.9392 Lamp Flux:2161.9x1 lm		
NAME: K1X70-18W-830-30D	TYPE:Downlight	SERIAL No.:
SPEC.:3000K	DIM.: φ110mm*H138mm	
MFR.: NEKO LIGHTING AG		

Conical surface Flux(90deg):

2096.6 lm

%lum = 97.0%

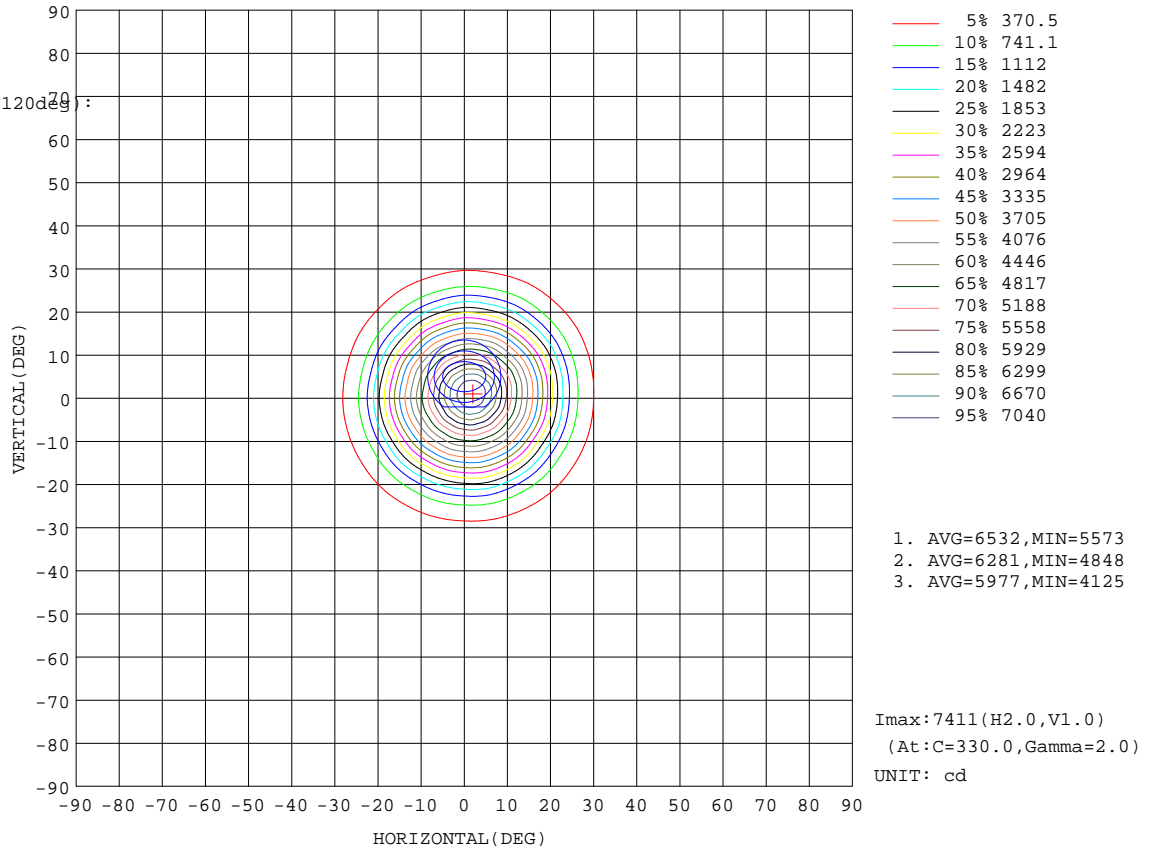
%lamp = 97.0%

Conical surface Flux(120deg):

2153.1 lm

%lum = 99.6%

%lamp = 99.6%



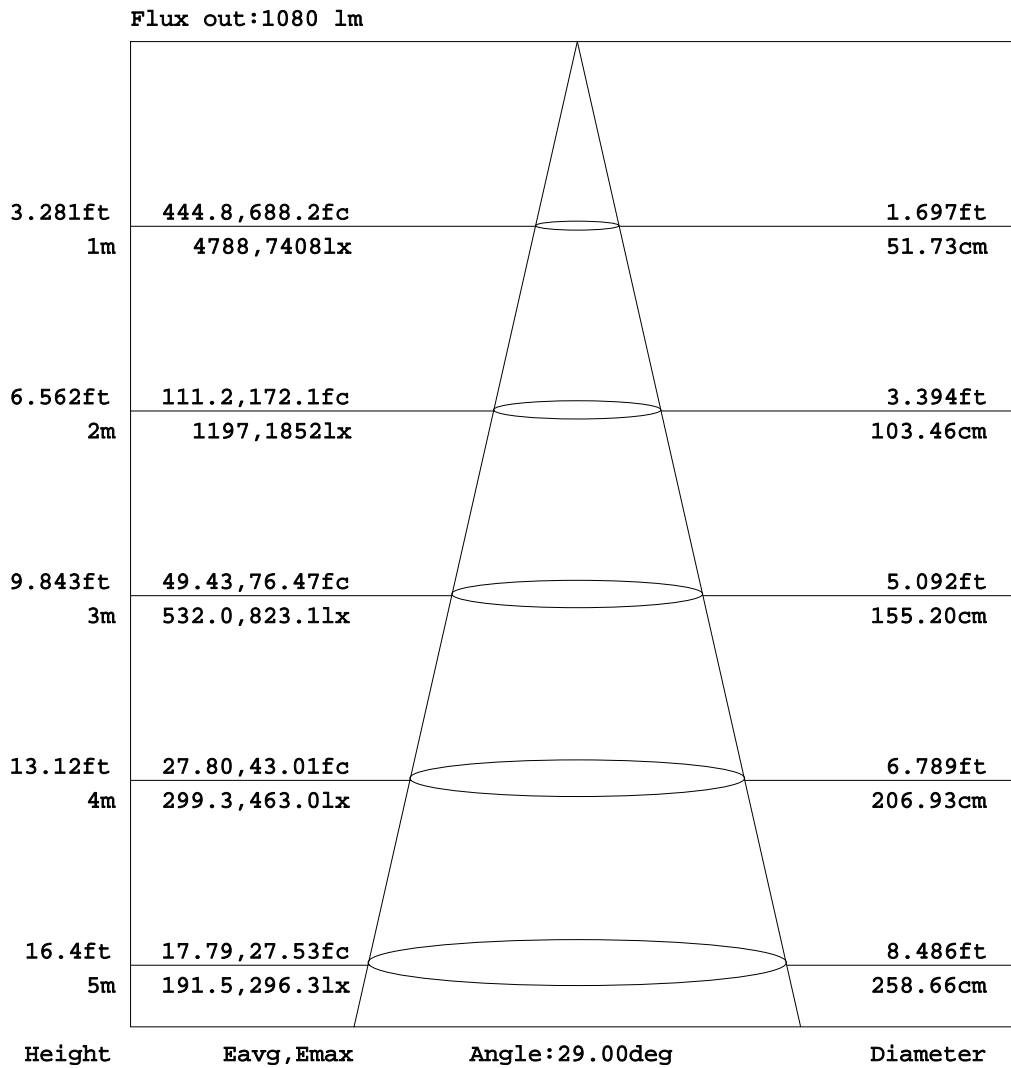
C Range: 0 - 360DEG
C Interval: 15.0DEG
Test Speed: HIGH
Temperature:25.3DEG
Operators:Meng Yongjian
Test Date:2017-05-19

γ Range: 0 - 90DEG
γ Interval: 1.0DEG
Test System:EVERFINE GO-2000B_V1 SYSTEM V2.0.288
Humidity:52%
Test Distance:5.850m [K=1.0000]
Remarks:

GONIOPHOTOMETERS SYSTEM TEST REPORT

AAI Figure

Test:U:220.7V I:0.0992A P:20.55W PF:0.9392 Lamp Flux:2161.9x1 lm		
NAME: K1X70-18W-830-30D	TYPE:Downlight	SERIAL No.:
SPEC.:3000K	DIM.: φ110mm*H138mm	
MFR.: NEKO LIGHTING AG		



Note:The Curves indicate the illuminated area and the average illumination when the luminaire is at different distance.

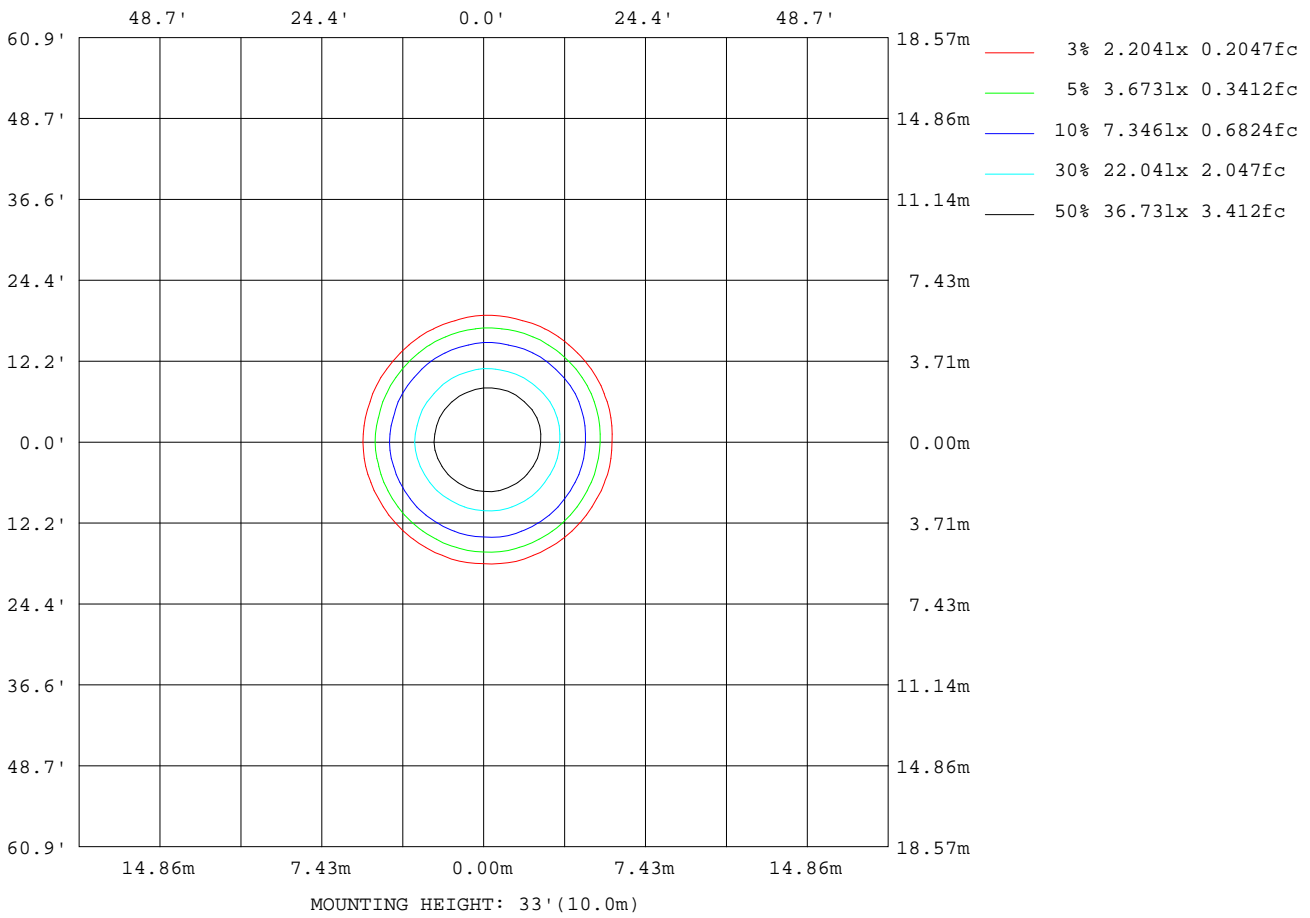
C Range: 0 - 360DEG
C Interval: 15.0DEG
Test Speed: HIGH
Temperature:25.3DEG
Operators:Meng Yongjian
Test Date:2017-05-19

γ Range: 0 - 90DEG
γ Interval: 1.0DEG
Test System:EVERFINE GO-2000B_V1 SYSTEM V2.0.288
Humidity:52%
Test Distance:5.850m [K=1.0000]
Remarks:

GONIOPHOTOMETERS SYSTEM TEST REPORT

ISOLUX DIAGRAM

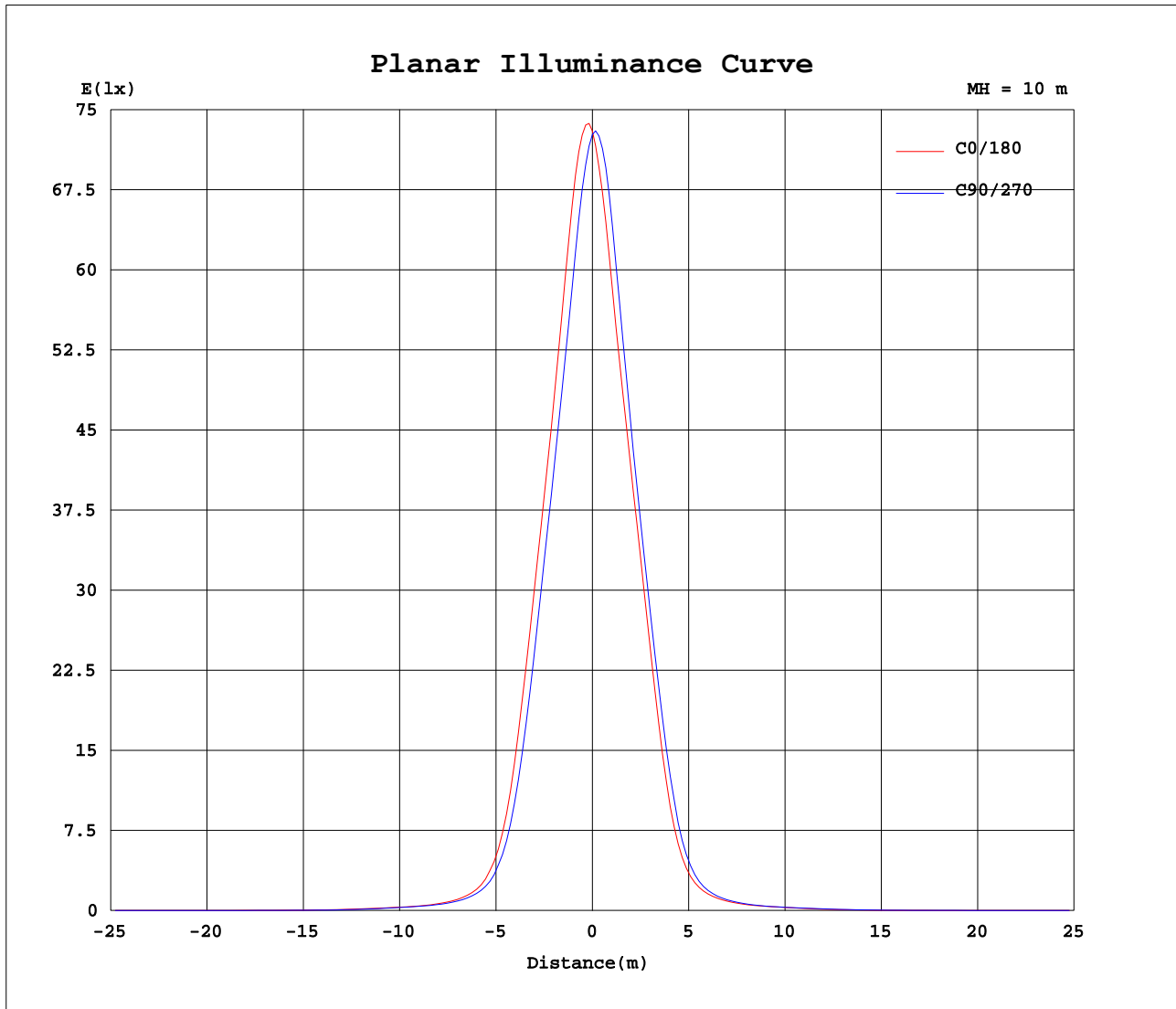
Test:U:220.7V I:0.0992A P:20.55W PF:0.9392 Lamp Flux:2161.9x1 lm		
NAME: K1X70-18W-830-30D	TYPE:Downlight	SERIAL No.:
SPEC.:3000K	DIM.: φ110mm*H138mm	
MFR.: NEKO LIGHTING AG		



C Range: 0 - 360DEG
 C Interval: 15.0DEG
 Test Speed: HIGH
 Temperature:25.3DEG
 Operators:Meng Yongjian
 Test Date:2017-05-19

γ Range: 0 - 90DEG
 γ Interval: 1.0DEG
 Test System:EVERFINE GO-2000B_V1 SYSTEM V2.0.288
 Humidity:52%
 Test Distance:5.850m [K=1.0000]
 Remarks:

Planar Illuminance Curve



C Range: 0 - 360DEG
 C Interval: 15.0DEG
 Test Speed: HIGH
 Temperature: 25.3DEG
 Operators: Meng Yongjian
 Test Date: 2017-05-19

γ Range: 0 - 90DEG
 γ Interval: 1.0DEG
 Test System: EVERFINE GO-2000B_V1 SYSTEM V2.0.288
 Humidity: 52%
 Test Distance: 5.850m [K=1.0000]
 Remarks:

GONIOPHOTOMETERS SYSTEM TEST REPORT

LUMINOUS DISTRIBUTION INTENSITY DATA

Test:U:220.7V I:0.0992A P:20.55W PF:0.9392 Lamp Flux:2161.9x1 lm		
NAME: K1X70-18W-830-30D	TYPE:Downlight	SERIAL No.:
SPEC.:3000K	DIM.: φ110mm*H138mm	
MFR.: NEKO LIGHTING AG		

Table--1

UNIT: cd

C (DEG) \ γ (DEG)	0	15	30	45	60	75	90	105	120	135	150	165	180	195	210	225	240	255	270
0	7299	7283	7288	7279	7276	7277	7269	7279	7267	7284	7270	7291	7299	7283	7288	7279	7276	7277	7269
5	6963	6885	6717	6608	6443	6365	6233	6189	6097	6107	6067	6123	6200	6217	6326	6392	6542	6631	6781
10	5462	5372	5198	5107	4948	4863	4748	4707	4628	4635	4627	4697	4757	4743	4833	4879	5017	5079	5242
15	3961	3900	3747	3659	3516	3425	3294	3237	3169	3202	3196	3271	3338	3308	3397	3402	3527	3574	3714
20	2376	2306	2135	2084	1986	1911	1778	1701	1660	1678	1658	1722	1768	1740	1812	1812	1967	2031	2173
25	976	942	871	841	788	762	703	685	645	646	630	645	669	654	687	709	770	809	882
30	370	362	341	333	316	309	292	286	278	273	269	275	282	280	288	292	311	323	347
35	192	191	184	181	173	171	163	161	157	156	153	156	160	161	165	168	172	175	184
40	121	120	117	115	114	113	110	108	107	107	106	107	109	110	112	112	113	114	118
45	90.6	90.3	88.0	86.5	86.6	86.0	83.2	82.3	80.5	81.1	80.7	81.8	83.9	85.1	86.3	86.7	86.1	85.9	88.0
50	63.5	63.0	59.3	57.2	54.8	53.6	50.3	49.3	46.9	47.3	46.9	48.2	51.5	53.2	56.3	57.8	59.8	60.3	63.6
55	31.3	30.5	27.8	26.3	24.6	24.0	22.4	21.9	20.9	21.1	20.9	21.5	23.0	23.8	25.9	27.1	29.0	29.8	32.7
60	15.9	15.7	14.7	14.4	13.6	13.2	12.8	12.8	12.4	12.6	12.4	12.7	13.3	13.6	14.2	14.6	15.4	15.9	16.7
65	9.16	9.00	8.51	8.14	7.43	7.04	6.66	6.59	6.21	6.39	6.22	6.49	7.10	7.41	8.03	8.30	8.89	9.20	9.80
70	3.06	2.94	2.50	2.26	1.78	1.59	1.32	1.17	0.96	1.07	1.04	1.17	1.43	1.58	1.93	2.17	2.61	2.87	3.31
75	0.32	0.29	0.29	0.27	0.27	0.24	0.25	0.24	0.25	0.23	0.25	0.24	0.24	0.26	0.27	0.29	0.29	0.32	0.33
80	0.19	0.17	0.18	0.16	0.18	0.15	0.17	0.15	0.17	0.15	0.17	0.15	0.15	0.17	0.16	0.18	0.17	0.19	0.17
85	0.12	0.10	0.12	0.10	0.12	0.10	0.12	0.10	0.11	0.09	0.11	0.10	0.09	0.11	0.09	0.11	0.10	0.12	0.10
90	0.09	0.09	0.09	0.09	0.09	0.09	0.09	0.09	0.09	0.09	0.09	0.09	0.08	0.07	0.07	0.07	0.07	0.07	0.07

C Range: 0 - 360DEG
 C Interval: 15.0DEG
 Test Speed: HIGH
 Temperature:25.3DEG
 Operators:Meng Yongjian
 Test Date:2017-05-19

γ Range: 0 - 90DEG
 γ Interval: 1.0DEG
 Test System:EVERFINE GO-2000B_V1 SYSTEM V2.0.288
 Humidity:52%
 Test Distance:5.850m [K=1.0000]
 Remarks:

GONIOPHOTOMETERS SYSTEM TEST REPORT

LUMINOUS DISTRIBUTION INTENSITY DATA

Test:U:220.7V I:0.0992A P:20.55W PF:0.9392 Lamp Flux:2161.9x1 lm		
NAME: K1X70-18W-830-30D	TYPE:Downlight	SERIAL No.:
SPEC.:3000K	DIM.: φ110mm*H138mm	
MFR.: NEKO LIGHTING AG		

Table--2

UNIT: cd

C (DEG) \ γ (DEG)	285	300	315	330	345														
0	7279	7267	7284	7270	7291														
5	6880	7004	7050	7109	7066														
10	5325	5462	5533	5625	5585														
15	3789	3944	3981	4093	4074														
20	2212	2341	2415	2523	2494														
25	922	998	1024	1075	1042														
30	356	381	384	399	389														
35	188	195	196	201	198														
40	120	122	124	127	124														
45	89.6	89.6	91.8	94.2	93.1														
50	65.1	65.5	67.1	69.0	67.1														
55	33.5	34.5	34.7	36.2	34.1														
60	16.9	17.0	17.1	17.5	16.8														
65	9.92	10.2	10.0	10.0	9.63														
70	3.46	3.77	3.71	3.79	3.48														
75	0.34	0.33	0.34	0.32	0.32														
80	0.19	0.17	0.19	0.17	0.19														
85	0.12	0.10	0.12	0.10	0.12														
90	0.07	0.07	0.08	0.07	0.08														

C Range: 0 - 360DEG
 C Interval: 15.0DEG
 Test Speed: HIGH
 Temperature:25.3DEG
 Operators:Meng Yongjian
 Test Date:2017-05-19

γ Range: 0 - 90DEG
 γ Interval: 1.0DEG
 Test System:EVERFINE GO-2000B_V1 SYSTEM V2.0.288
 Humidity:52%
 Test Distance:5.850m [K=1.0000]
 Remarks:

GONIOPHOTOMETERS SYSTEM TEST REPORT

Photometric Data Table [cd]

G/C	0.0	15.0	30.0	45.0	60.0	75.0	90.0	105.0	120.0	135.0
0.0	7299	7283	7288	7279	7276	7277	7269	7279	7267	7284
3.0	7292	7235	7133	7059	6947	6885	6781	6746	6663	6671
6.0	6707	6624	6439	6318	6139	6061	5924	5876	5794	5806
9.0	5781	5691	5500	5407	5239	5159	5038	4990	4905	4923
12.0	4844	4773	4627	4524	4375	4290	4169	4137	4066	4077
15.0	3961	3900	3747	3659	3516	3425	3294	3237	3169	3202
18.0	3024	2953	2781	2720	2595	2506	2366	2295	2235	2273
21.0	2047	1982	1822	1773	1689	1631	1506	1454	1398	1423
24.0	1189	1150	1060	1024	961.3	931.3	856.1	831.5	786.3	789.5
27.0	649.7	628.0	593.9	561.3	538.2	512.7	476.4	463.0	440.2	437.3
30.0	370.2	361.8	340.8	332.5	316.2	308.7	291.9	285.7	277.6	273.5
33.0	242.0	239.3	229.4	223.8	215.0	211.1	200.7	197.9	193.8	191.0
36.0	172.8	172.1	165.7	163.3	157.3	155.1	148.3	146.3	143.7	142.4
39.0	131.4	131.0	125.8	123.9	122.2	120.9	116.8	115.1	114.1	113.7
42.0	105.9	105.4	102.9	101.4	101.5	100.8	97.95	96.91	95.78	96.18
45.0	90.58	90.33	87.99	86.51	86.56	85.98	83.23	82.30	80.48	81.10
48.0	76.36	75.81	72.46	70.16	68.52	67.31	63.86	62.92	60.60	61.13
51.0	56.81	56.35	52.76	50.60	48.10	46.79	43.65	42.63	40.37	40.78
54.0	37.27	36.57	33.37	31.60	29.29	28.34	26.13	25.51	24.12	24.49
57.0	22.29	21.83	20.50	19.79	19.01	18.65	17.85	17.57	16.94	17.06
60.0	15.90	15.66	14.72	14.36	13.62	13.23	12.84	12.77	12.43	12.58
63.0	11.58	11.39	10.87	10.54	9.849	9.473	9.091	9.057	8.758	8.865
66.0	7.966	7.811	7.267	6.934	6.187	5.798	5.432	5.286	4.882	5.113
69.0	4.246	4.031	3.528	3.217	2.696	2.446	2.087	1.974	1.728	1.824
72.0	1.278	1.162	0.8815	0.7553	0.5551	0.4840	0.3843	0.3559	0.3582	0.3494
75.0	0.3155	0.2926	0.2893	0.2687	0.2716	0.2447	0.2539	0.2360	0.2474	0.2338
78.0	0.2232	0.2010	0.2188	0.1966	0.2079	0.1879	0.2035	0.1792	0.1970	0.1770
81.0	0.1751	0.1529	0.1707	0.1420	0.1576	0.1398	0.1576	0.1355	0.1554	0.1354
84.0	0.1379	0.1092	0.1313	0.1071	0.1226	0.1071	0.1247	0.1027	0.1204	0.0983
87.0	0.1051	0.0875	0.1028	0.0853	0.0985	0.0853	0.1006	0.0875	0.0963	0.0896
90.0	0.0875	0.0875	0.0875	0.0853	0.0875	0.0853	0.0918	0.0918	0.0896	0.0896
G/C	150.0	165.0	180.0	195.0	210.0	225.0	240.0	255.0	270.0	285.0
0.0	7270	7291	7283	7288	7279	7276	7277	7269	7269	7279
3.0	6641	6684	6750	6761	6837	6885	6991	7060	7164	7231
6.0	5762	5816	5895	5911	6030	6088	6251	6340	6501	6616
9.0	4907	4983	5028	5019	5110	5160	5316	5392	5553	5645
12.0	4072	4145	4200	4182	4278	4310	4404	4465	4607	4704
15.0	3196	3271	3338	3308	3397	3402	3527	3574	3714	3789
18.0	2261	2342	2400	2367	2443	2449	2592	2646	2796	2852
21.0	1383	1451	1494	1455	1527	1526	1672	1728	1867	1899
24.0	770.1	789.2	821.3	803.5	846.8	865.7	945.1	988.5	1079	1119
27.0	426.8	437.5	452.7	444.6	463.8	473.6	514.6	553.2	594.7	619.5
30.0	269.5	275.0	281.7	279.8	288.1	292.4	311.1	322.7	347.2	355.5
33.0	188.1	190.6	196.2	195.3	201.2	204.1	212.5	217.6	229.9	234.7
36.0	139.7	142.5	146.6	147.0	151.0	152.6	156.2	158.7	165.9	169.5
39.0	112.6	113.5	116.3	117.2	119.5	120.1	121.9	123.2	128.3	129.7
42.0	95.64	96.46	98.41	99.22	100.6	100.8	100.3	100.5	102.9	104.3
45.0	80.74	81.83	83.95	85.10	86.26	86.69	86.10	85.88	88.01	89.59
48.0	60.62	62.01	65.19	67.07	69.77	71.21	72.40	72.67	75.32	76.90
51.0	40.38	41.64	44.69	46.28	49.52	51.07	53.26	53.93	57.27	58.59
54.0	24.18	25.04	27.07	28.15	30.74	32.28	34.50	35.42	38.45	39.52
57.0	16.93	17.25	18.03	18.51	19.65	20.30	21.21	21.76	23.42	23.97
60.0	12.43	12.70	13.30	13.56	14.20	14.57	15.42	15.86	16.75	16.94
63.0	8.719	8.983	9.553	9.824	10.45	10.76	11.35	11.70	12.29	12.42
66.0	4.962	5.238	5.829	6.146	6.753	7.066	7.634	7.943	8.561	8.717
69.0	1.767	1.965	2.286	2.476	2.912	3.169	3.733	3.994	4.614	4.773
72.0	0.3673	0.3755	0.4036	0.4412	0.5531	0.6604	0.9454	1.077	1.400	1.505
75.0	0.2496	0.2382	0.2403	0.2649	0.2664	0.2912	0.2947	0.3219	0.3253	0.3395
78.0	0.1991	0.1835	0.1813	0.2057	0.1922	0.2166	0.2031	0.2276	0.2141	0.2298
81.0	0.1576	0.1333	0.1332	0.1554	0.1398	0.1663	0.1529	0.1750	0.1594	0.1794
84.0	0.1226	0.1006	0.0982	0.1182	0.0983	0.1226	0.1070	0.1291	0.1114	0.1379
87.0	0.0985	0.0918	0.0765	0.0876	0.0722	0.0919	0.0721	0.0985	0.0786	0.1029
90.0	0.0918	0.0918	0.0765	0.0743	0.0722	0.0700	0.0678	0.0722	0.0700	0.0743
G/C	300.0	315.0	330.0	345.0						
0.0	7267	7284	7270	7291						
3.0	7312	7354	7385	7361						
6.0	6767	6805	6883	6832						
9.0	5790	5859	5948	5905						
12.0	4849	4888	4996	4967						
15.0	3944	3981	4093	4074						
18.0	2990	3051	3168	3143						
21.0	2028	2091	2201	2171						

C Range: 0 - 360DEG

C Interval: 15.0DEG

Test Speed: HIGH

Temperature: 25.3DEG

Operators: Meng Yongjian

Test Date: 2017-05-19

γ Range: 0 - 90DEG

γ Interval: 1.0DEG

Test System: EVERFINE GO-2000B_V1 SYSTEM V2.0.288

Humidity: 52%

Test Distance: 5.850m [K=1.0000]

Remarks:

GONIOPHOTOMETERS SYSTEM TEST REPORT

Photometric Data Table [cd]

24.0	1213	1241	1328	1277
27.0	670.6	684.3	719.0	692.5
30.0	380.9	384.4	398.8	389.1
33.0	246.4	247.9	254.7	250.2
36.0	174.8	176.5	180.7	177.2
39.0	133.6	134.3	137.1	134.6
42.0	105.6	107.8	109.6	108.3
45.0	89.55	91.76	94.19	93.07
48.0	76.56	78.78	80.97	79.55
51.0	59.16	60.41	62.36	60.24
54.0	40.38	40.90	42.41	40.33
57.0	24.45	24.65	25.57	24.18
60.0	17.03	17.09	17.48	16.81
63.0	12.66	12.51	12.52	12.09
66.0	8.973	8.793	8.824	8.435
69.0	5.097	5.011	5.043	4.684
72.0	1.709	1.688	1.742	1.544
75.0	0.3318	0.3399	0.3231	0.3246
78.0	0.2097	0.2297	0.2097	0.2232
81.0	0.1594	0.1772	0.1615	0.1729
84.0	0.1179	0.1314	0.1114	0.1291
87.0	0.0830	0.1007	0.0808	0.1006
90.0	0.0722	0.0765	0.0743	0.0787

C Range: 0 - 360DEG
 C Interval: 15.0DEG
 Test Speed: HIGH
 Temperature: 25.3DEG
 Operators: Meng Yongjian
 Test Date: 2017-05-19

γ Range: 0 - 90DEG
 γ Interval: 1.0DEG
 Test System: EVERFINE GO-2000B_V1 SYSTEM V2.0.288
 Humidity: 52%
 Test Distance: 5.850m [K=1.0000]
 Remarks: