

GONIOPHOTOMETERS SYSTEM TEST REPORT

LED Spotlight KENZO Series K1X70-13W-930-25D



Light Output Ratio:	100.0%	
Luminaire Power:	14.45 W	
SHR Nominal:	0.00	Calculated using the TM5
SHR Maximum:	1.00	fine grid method.

C Range: 0 - 360DEG
C Interval: 15.0DEG
Test Speed: HIGH
Temperature: 25.3DEG
Operators: Meng Yongjian
Test Date: 2017-05-31

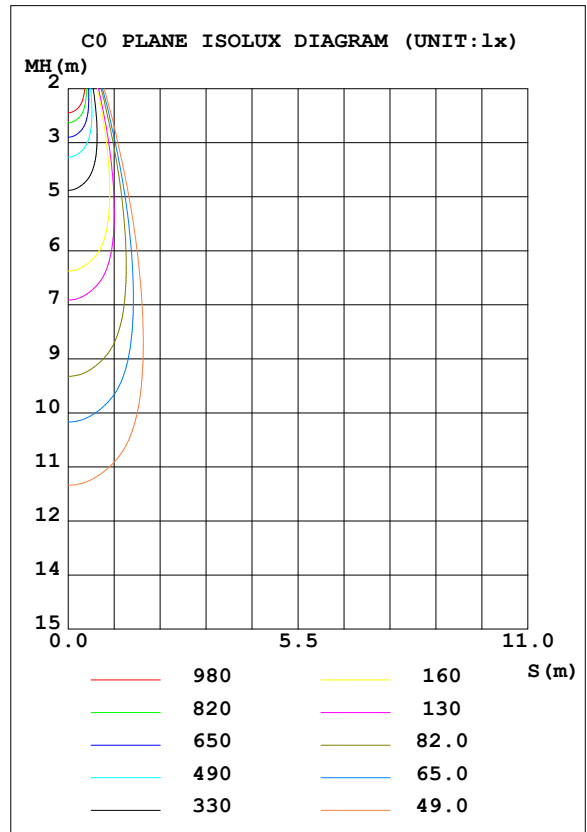
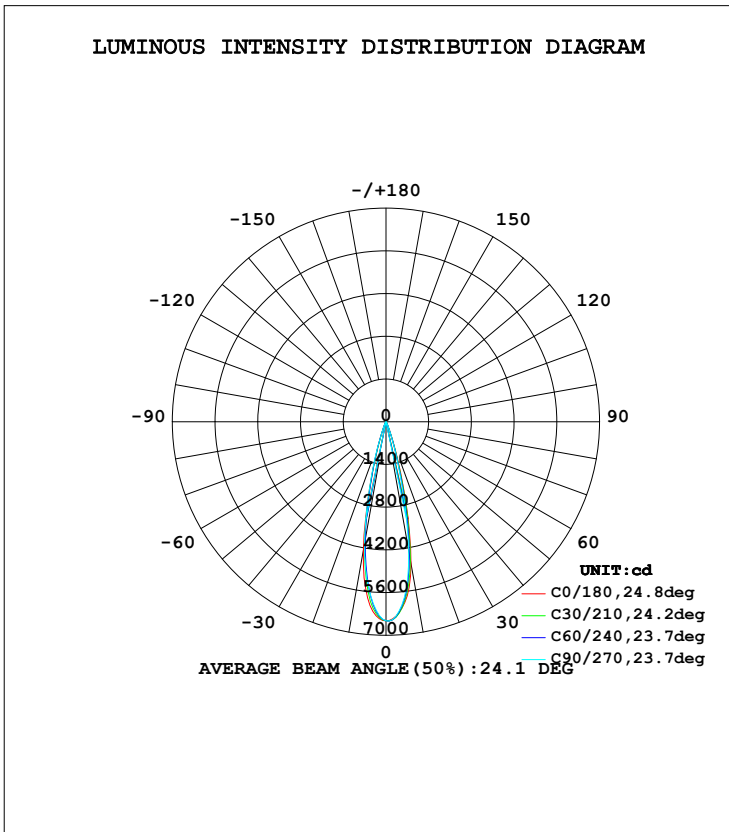
γ Range: 0 - 90DEG
 γ Interval: 1.0DEG
Test System: EVERFINE GO-2000B_V1 SYSTEM V2.0.288
Humidity: 52%
Test Distance: 5.850m [K=1.0000]
Remarks:

GONIOPHOTOMETERS SYSTEM TEST REPORT

LUMINAIRE PHOTOMETRIC TEST REPORT

Test:U:220.7V I:0.0685A P:14.45W PF:0.9551 Lamp Flux:1217.74x1 lm		
NAME: K1X70-13W-930-25D	TYPE:Spotlight	SERIAL No.:
SPEC.:3000K	DIM.: φ110mm*H138mm	
MFR.: NEKO LIGHTING AG		

DATA OF LAMP		PHOTOMETRIC DATA Eff: 84.29 lm/W			
MODEL	CITIZEN-3000K	I _{max} (cd)	6532	S/MH (C0/180)	0.38
NOMINAL POWER (W)	15	LOR (%)	100.0	S/MH (C90/270)	0.38
RATED VOLTAGE (V)	220	TOTAL FLUX (lm)	1217.7	η UP, DN (C0-180)	0.0, 50.8
NOMINAL FLUX (lm)	1217.74	CIE CLASS	DIRECT	η UP, DN (C180-360)	0.0, 49.2
LAMPS INSIDE	1	η up (%)	0.0	CIBSE SHR NOM	0.00
TEST VOLTAGE (V)	220	η down (%)	100.0	CIBSE SHR MAX	1.00



C Range: 0 - 360DEG
C Interval: 15.0DEG
Test Speed: HIGH
Temperature: 25.3DEG
Operators: Meng Yongjian
Test Date: 2017-05-31

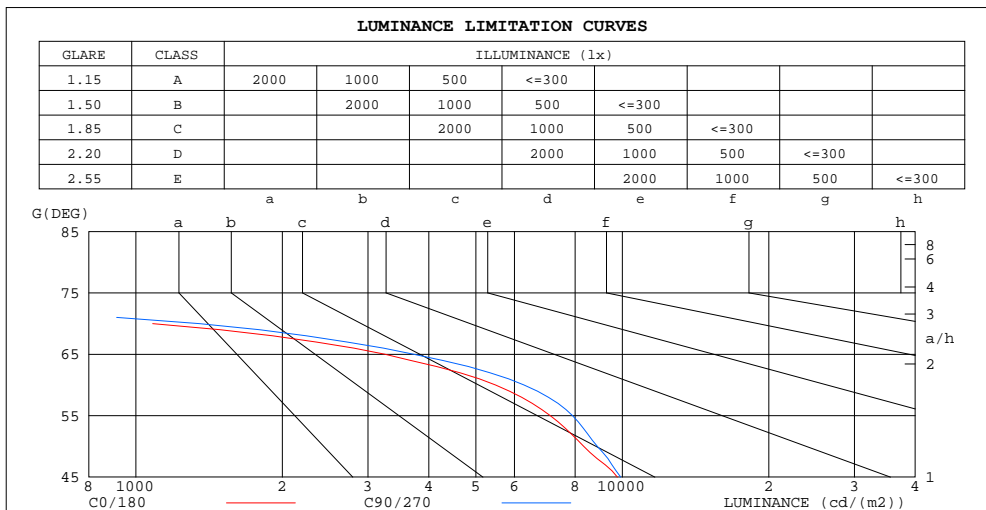
γ Range: 0 - 90DEG
γ Interval: 1.0DEG
Test System: EVERFINE GO-2000B_V1 SYSTEM V2.0.288
Humidity: 52%
Test Distance: 5.850m [K=1.0000]
Remarks:

GONIOPHOTOMETERS SYSTEM TEST REPORT

**ZONAL FLUX DIAGRAM
AND LUMINANCE LIMITATION CURVES**

ZONAL FLUX DIAGRAM:

γ	C0	C45	C90	C135	C180	C225	C270	C315	γ	Φ zone	Φ total	Φ lum,lamp
10	4723	4561	4293	4270	4278	3858	4062	4372	0- 10	517.6	517.6	42.5,42.5
20	602.2	570.3	565.5	489.2	494.2	482.0	535.8	586.6	10- 20	531.8	1049	86.2,86.2
30	83.72	84.70	82.99	75.99	81.64	79.56	81.72	83.75	20- 30	92.39	1142	93.8,93.8
40	35.35	35.24	35.79	33.42	36.40	34.72	35.26	33.30	30- 40	32.01	1174	96.4,96.4
50	21.79	22.25	23.24	21.53	22.89	22.31	22.30	20.76	40- 50	21.77	1196	98.2,98.2
60	11.16	12.03	12.77	12.27	12.31	12.21	11.68	11.29	50- 60	15.34	1211	99.4,99.4
70	1.507	1.737	1.881	2.036	2.041	1.891	1.694	1.536	60- 70	6.318	1217	100,100
80	0.0898	0.0808	0.1116	0.0874	0.0874	0.0941	0.0699	0.0788	70- 80	0.3974	1218	100,100
90	0.0437	0.0415	0.0481	0.0437	0.0459	0.0459	0.0437	0.0437	80- 90	0.0631	1218	100,100
100									90-100			
110									100-110			
120									110-120			
130									120-130			
140									130-140			
150									140-150			
160									150-160			
170									160-170			
180									170-180			
DEG	LUMINOUS INTENSITY:cd									UNIT:lm		



LUMINANCE cd/(m2)		
G(DEG)	C0/180	C90/270
85	173	191
80	127	158
75	146	190
70	1083	1352
65	3248	3719
60	5485	6276
55	7110	7901
50	8329	8884
45	9766	9924

C Range: 0 - 360DEG
C Interval: 15.0DEG
Test Speed: HIGH
Temperature:25.3DEG
Operators:Meng Yongjian
Test Date:2017-05-31

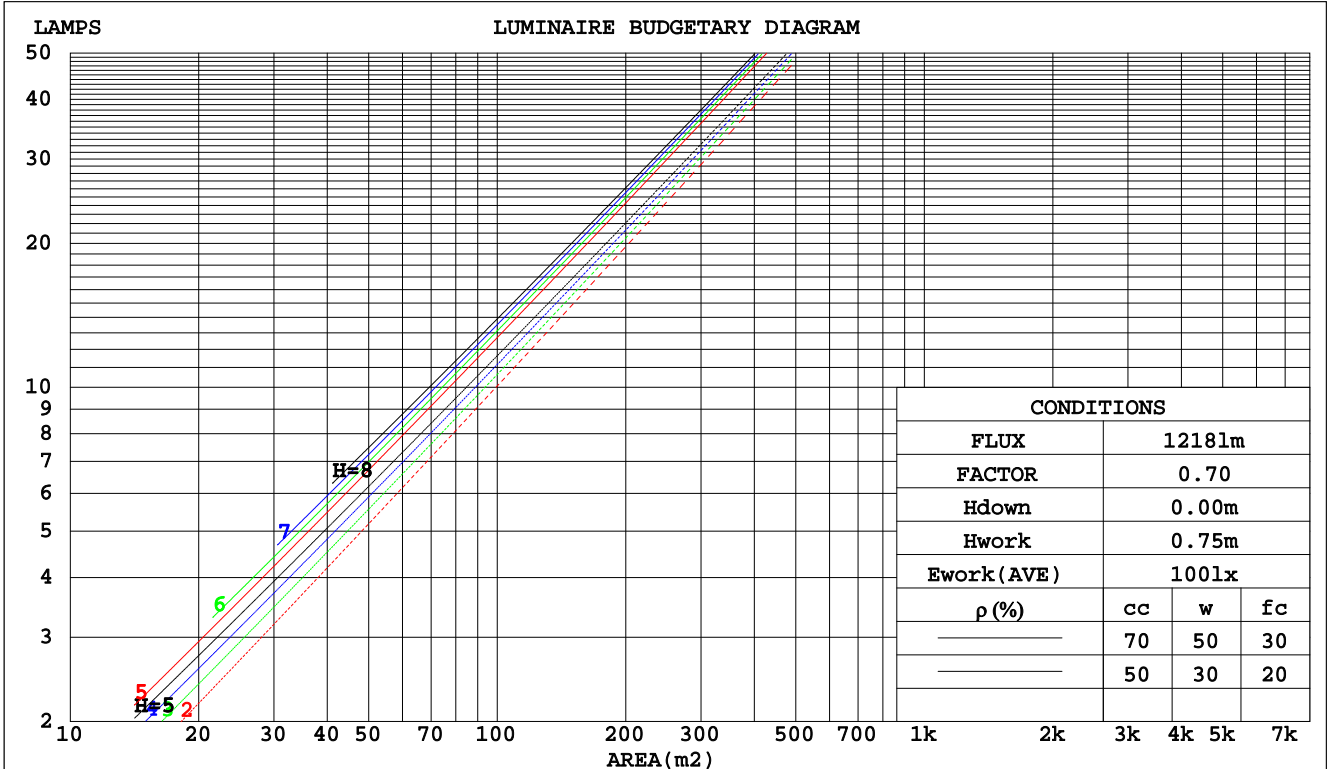
γ Range: 0 - 90DEG
 γ Interval: 1.0DEG
Test System:EVERFINE GO-2000B_V1 SYSTEM V2.0.288
Humidity:52%
Test Distance:5.850m [K=1.0000]
Remarks:

GONIOPHOTOMETERS SYSTEM TEST REPORT

CU AND LUMINAIRE BUDGETARY ESTIMATE DIAGRAM

Test:U:220.7V I:0.0685A P:14.45W PF:0.9551 Lamp Flux:1217.74x1 lm		
NAME: K1X70-13W-930-25D	TYPE:Spotlight	SERIAL No.:
SPEC.:3000K	DIM.: φ110mm*H138mm	
MFR.: NEKO LIGHTING AG		

ρcc	80%			70%			50%			30%			10%			0
ρw	50%	30%	10%	50%	30%	10%	50%	30%	10%	50%	30%	10%	50%	30%	10%	0
ρfc	20%			20%			20%			20%			20%			0
RCR	RCR:Room Cavity Ratio															
	Coefficients of Utilization(CU)															
0.0	1.19	1.19	1.19	1.16	1.16	1.16	1.11	1.11	1.11	1.06	1.06	1.06	1.02	1.02	1.02	1.00
1.0	1.13	1.11	1.10	1.11	1.09	1.08	1.07	1.06	1.05	1.03	1.02	1.01	.00	.99	.99	.97
2.0	1.08	1.05	1.03	1.06	1.04	1.02	1.03	1.01	.99	1.00	.99	.97	.98	.96	.95	.94
3.0	1.04	1.00	.97	1.02	.99	.97	.00	.97	.95	.98	.95	.94	.96	.94	.92	.91
4.0	.00	.96	.93	.99	.95	.93	.97	.94	.92	.95	.93	.91	.93	.91	.90	.88
5.0	.97	.93	.90	.96	.92	.89	.94	.91	.89	.93	.90	.88	.91	.89	.87	.86
6.0	.94	.90	.87	.93	.89	.86	.92	.88	.86	.90	.88	.85	.89	.87	.85	.84
7.0	.91	.87	.84	.90	.87	.84	.89	.86	.84	.88	.85	.83	.87	.85	.83	.82
8.0	.88	.85	.82	.88	.84	.82	.87	.84	.81	.86	.83	.81	.85	.83	.81	.80
9.0	.86	.82	.80	.86	.82	.80	.85	.82	.79	.84	.81	.79	.84	.81	.79	.78
10.0	.84	.80	.78	.84	.80	.78	.83	.80	.78	.83	.80	.78	.82	.79	.77	.76



C Range: 0 - 360DEG
C Interval: 15.0DEG
Test Speed: HIGH
Temperature:25.3DEG
Operators:Meng Yongjian
Test Date:2017-05-31

γ Range: 0 - 90DEG
γ Interval: 1.0DEG
Test System:EVERFINE GO-2000B_V1 SYSTEM V2.0.288
Humidity:52%
Test Distance:5.850m [K=1.0000]
Remarks:

GONIOPHOTOMETERS SYSTEM TEST REPORT

WEC AND CCEC

Test:U:220.7V I:0.0685A P:14.45W PF:0.9551 Lamp Flux:1217.74x1 lm		
NAME: K1X70-13W-930-25D	TYPE:Spotlight	SERIAL No.:
SPEC.:3000K	DIM.: φ110mm*H138mm	
MFR.: NEKO LIGHTING AG		

ρcc	80%			70%			50%			30%			10%			0
ρw	50%	30%	10%	50%	30%	10%	50%	30%	10%	50%	30%	10%	50%	30%	10%	0
ρfc	20%			20%			20%			20%			20%			0
RCR	RCR:Room Cavity Ratio						Wall Exitance Coefficients(WEC)									
0.0																
1.0	.133	.076	.024	.127	.072	.023	.114	.066	.021	.103	.059	.019	.092	.054	.017	
2.0	.123	.068	.021	.118	.065	.020	.108	.060	.019	.098	.055	.017	.090	.051	.016	
3.0	.114	.061	.018	.110	.059	.018	.101	.055	.017	.094	.051	.016	.086	.048	.015	
4.0	.107	.056	.016	.103	.054	.016	.096	.051	.015	.089	.048	.014	.083	.045	.014	
5.0	.100	.051	.015	.097	.050	.014	.091	.047	.014	.085	.045	.013	.080	.043	.013	
6.0	.094	.047	.014	.092	.046	.013	.086	.044	.013	.081	.042	.012	.077	.041	.012	
7.0	.089	.044	.012	.087	.043	.012	.082	.042	.012	.078	.040	.012	.074	.039	.011	
8.0	.085	.041	.012	.083	.041	.011	.079	.039	.011	.075	.038	.011	.071	.037	.011	
9.0	.081	.039	.011	.079	.038	.011	.075	.037	.011	.072	.036	.010	.069	.035	.010	
10.0	.077	.037	.010	.075	.036	.010	.072	.035	.010	.069	.034	.010	.067	.034	.010	

ρcc	80%			70%			50%			30%			10%			0
ρw	50%	30%	10%	50%	30%	10%	50%	30%	10%	50%	30%	10%	50%	30%	10%	0
ρfc	20%			20%			20%			20%			20%			0
RCR	RCR:Room Cavity Ratio						Ceiling Cavity Exitance Coefficients(CCEC)									
0.0	.190	.190	.190	.163	.163	.163	.111	.111	.111	.064	.064	.064	.020	.020	.020	
1.0	.168	.158	.148	.144	.135	.128	.098	.093	.088	.057	.054	.051	.018	.017	.017	
2.0	.150	.133	.118	.128	.114	.102	.088	.079	.071	.051	.046	.042	.016	.015	.014	
3.0	.135	.113	.096	.115	.098	.083	.079	.068	.059	.046	.040	.035	.015	.013	.011	
4.0	.122	.098	.080	.104	.085	.069	.072	.059	.049	.042	.035	.029	.013	.011	.009	
5.0	.111	.085	.067	.095	.074	.058	.066	.052	.041	.038	.030	.024	.012	.010	.008	
6.0	.102	.075	.056	.088	.065	.049	.060	.046	.035	.035	.027	.021	.011	.009	.007	
7.0	.094	.067	.048	.081	.058	.042	.056	.041	.030	.032	.024	.018	.010	.008	.006	
8.0	.087	.060	.042	.075	.052	.036	.052	.037	.026	.030	.022	.015	.010	.007	.005	
9.0	.081	.054	.036	.070	.047	.032	.049	.033	.022	.028	.020	.013	.009	.006	.004	
10.0	.076	.050	.032	.066	.043	.028	.046	.030	.020	.027	.018	.012	.009	.006	.004	

C Range: 0 - 360DEG
 C Interval: 15.0DEG
 Test Speed: HIGH
 Temperature:25.3DEG
 Operators:Meng Yongjian
 Test Date:2017-05-31

γ Range: 0 - 90DEG
 γ Interval: 1.0DEG
 Test System:EVERFINE GO-2000B_V1 SYSTEM V2.0.288
 Humidity:52%
 Test Distance:5.850m [K=1.0000]
 Remarks:

GONIOPHOTOMETERS SYSTEM TEST REPORT

UGR(Unified Glare Rating) Table

Test:U:220.7V I:0.0685A P:14.45W PF:0.9551 Lamp Flux:1217.74x1 lm		
NAME: K1X70-13W-930-25D	TYPE:Spotlight	SERIAL No.:
SPEC.:3000K	DIM.: φ110mm*H138mm	
MFR.: NEKO LIGHTING AG		

ceiling/cavity	0.7	0.7	0.5	0.5	0.3	0.7	0.7	0.5	0.5	0.3
walls	0.5	0.3	0.5	0.3	0.3	0.5	0.3	0.5	0.3	0.3
working plane	0.2	0.2	0.2	0.2	0.2	0.2	0.2	0.2	0.2	0.2
Room dimensions	Viewed crosswise					Viewed endwise				
x = 2H y = 2H	11.2	11.8	11.4	11.9	12.1	11.5	12.1	11.7	12.2	12.4
3H	11.2	11.8	11.5	12.0	12.2	11.6	12.2	11.8	12.3	12.5
4H	11.2	11.7	11.4	11.9	12.1	11.5	12.1	11.8	12.3	12.5
6H	11.1	11.6	11.4	11.8	12.1	11.4	11.9	11.7	12.2	12.4
8H	11.0	11.5	11.3	11.8	12.0	11.4	11.9	11.7	12.1	12.4
12H	11.0	11.5	11.3	11.7	12.0	11.3	11.8	11.6	12.1	12.3
4H 2H	11.4	11.9	11.6	12.1	12.3	11.6	12.2	11.9	12.4	12.6
3H	11.4	11.9	11.7	12.2	12.4	11.7	12.2	12.0	12.5	12.7
4H	11.3	11.8	11.7	12.1	12.4	11.6	12.1	12.0	12.4	12.7
6H	11.2	11.6	11.6	11.9	12.3	11.5	11.9	11.9	12.2	12.6
8H	11.2	11.5	11.5	11.9	12.2	11.5	11.8	11.8	12.2	12.5
12H	11.1	11.4	11.5	11.8	12.2	11.4	11.7	11.8	12.1	12.5
8H 4H	11.2	11.5	11.6	11.9	12.2	11.5	11.8	11.9	12.2	12.5
6H	11.1	11.4	11.5	11.8	12.2	11.4	11.7	11.8	12.1	12.5
8H	11.0	11.3	11.4	11.7	12.1	11.3	11.6	11.7	12.0	12.4
12H	10.9	11.2	11.4	11.6	12.1	11.2	11.5	11.7	11.9	12.4
12H 4H	11.1	11.5	11.5	11.8	12.2	11.4	11.8	11.8	12.1	12.5
6H	11.0	11.3	11.4	11.7	12.1	11.3	11.6	11.7	12.0	12.4
8H	10.9	11.2	11.4	11.6	12.1	11.2	11.5	11.7	11.9	12.4
Variations with the observer position at spacings:										
S = 1.0H	+ 0.9 / - 1.3					+ 0.8 / - 1.1				
1.5H	+ 0.4 / - 0.8					+ 0.3 / - 0.9				
2.0H	+ 1.5 / - 2.6					+ 1.3 / - 2.5				

CIE Pub.117 Corrected 1218 lm Total Lamp Luminous Flux.(8log(F/F0) = 0.7)

C Range: 0 - 360DEG
 C Interval: 15.0DEG
 Test Speed: HIGH
 Temperature:25.3DEG
 Operators:Meng Yongjian
 Test Date:2017-05-31

γ Range: 0 - 90DEG
 γ Interval: 1.0DEG
 Test System:EVERFINE GO-2000B_V1 SYSTEM V2.0.288
 Humidity:52%
 Test Distance:5.850m [K=1.0000]
 Remarks:

GONIOPHOTOMETERS SYSTEM TEST REPORT

UTILIZATION FACTORS TABLE

Test:U:220.7V I:0.0685A P:14.45W PF:0.9551 Lamp Flux:1217.74x1 lm		
NAME: K1X70-13W-930-25D	TYPE:Spotlight	SERIAL No.:
SPEC.:3000K	DIM.: φ110mm*H138mm	
MFR.: NEKO LIGHTING AG		

REFLECTANCE										
Ceiling	0.8	0.8	0.8	0.7	0.7	0.7	0.5	0.5	0.5	0
Walls	0.7	0.5	0.3	0.7	0.5	0.3	0.7	0.5	0.3	0
Working plane	0.2	0.2	0.2	0.2	0.2	0.2	0.2	0.2	0.2	0
ROOM INDEX	UTILIZATION FACTORS(PERCENT) $k(RI) \times RCR = 5$									
k = 0.60	89	83	80	89	83	80	88	83	79	76
0.80	96	91	87	96	91	87	95	90	87	83
1.00	101	95	92	100	95	92	98	95	91	87
1.25	104	99	96	103	99	96	101	98	95	91
1.50	107	102	99	106	102	99	103	100	98	93
2.00	109	105	102	108	104	102	105	102	100	95
2.50	111	107	104	109	106	104	106	104	102	96
3.00	112	109	106	110	108	105	107	105	103	97
4.00	114	112	110	112	110	108	109	107	105	98
5.00	115	113	112	113	112	110	109	108	107	99
ROOM INDEX	UF(total)									Direct
According to DIN EN 13032-2 2004			Suspended				SHRNOM = 1.25			

C Range: 0 - 360DEG
 C Interval: 15.0DEG
 Test Speed: HIGH
 Temperature:25.3DEG
 Operators:Meng Yongjian
 Test Date:2017-05-31

γ Range: 0 - 90DEG
 γ Interval: 1.0DEG
 Test System:EVERFINE GO-2000B_V1 SYSTEM V2.0.288
 Humidity:52%
 Test Distance:5.850m [K=1.0000]
 Remarks:

GONIOPHOTOMETERS SYSTEM TEST REPORT

ISOCANDELA DIAGRAM

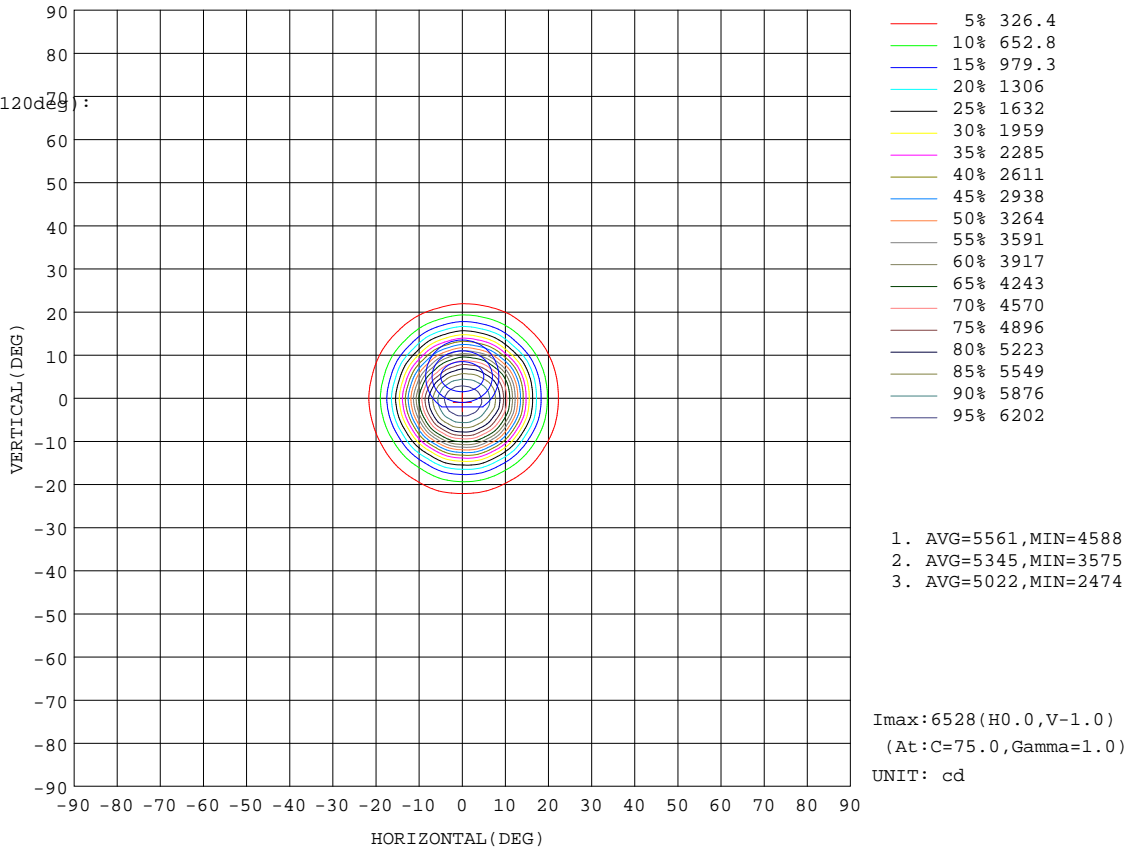
Test:U:220.7V I:0.0685A P:14.45W PF:0.9551 Lamp Flux:1217.74x1 lm		
NAME: K1X70-13W-930-25D	TYPE:Spotlight	SERIAL No.:
SPEC.:3000K	DIM.: φ110mm*H138mm	
MFR.: NEKO LIGHTING AG		

Conical surface Flux(90deg):

1185.5 lm
%lum = 97.3%
%lamp = 97.3%

Conical surface Flux(120deg):

1211 lm
%lum = 99.4%
%lamp = 99.4%



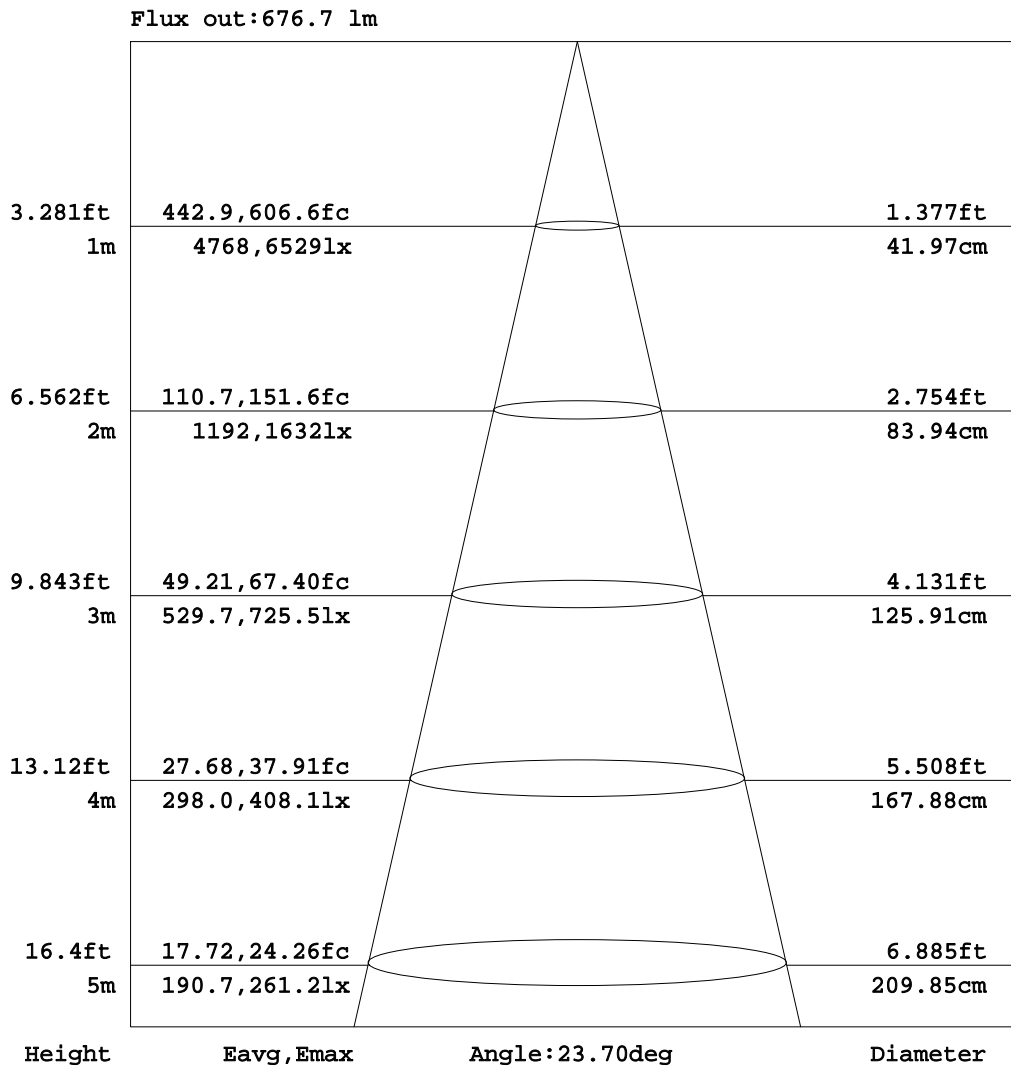
C Range: 0 - 360DEG
C Interval: 15.0DEG
Test Speed: HIGH
Temperature:25.3DEG
Operators:Meng Yongjian
Test Date:2017-05-31

γ Range: 0 - 90DEG
γ Interval: 1.0DEG
Test System:EVERFINE GO-2000B_V1 SYSTEM V2.0.288
Humidity:52%
Test Distance:5.850m [K=1.0000]
Remarks:

GONIOPHOTOMETERS SYSTEM TEST REPORT

AAI Figure

Test:U:220.7V I:0.0685A P:14.45W PF:0.9551 Lamp Flux:1217.74x1 lm		
NAME: K1X70-13W-930-25D	TYPE:Spotlight	SERIAL No.:
SPEC.:3000K	DIM.: φ110mm*H138mm	
MFR.: NEKO LIGHTING AG		



Note:The Curves indicate the illuminated area and the average illumination when the luminaire is at different distance.

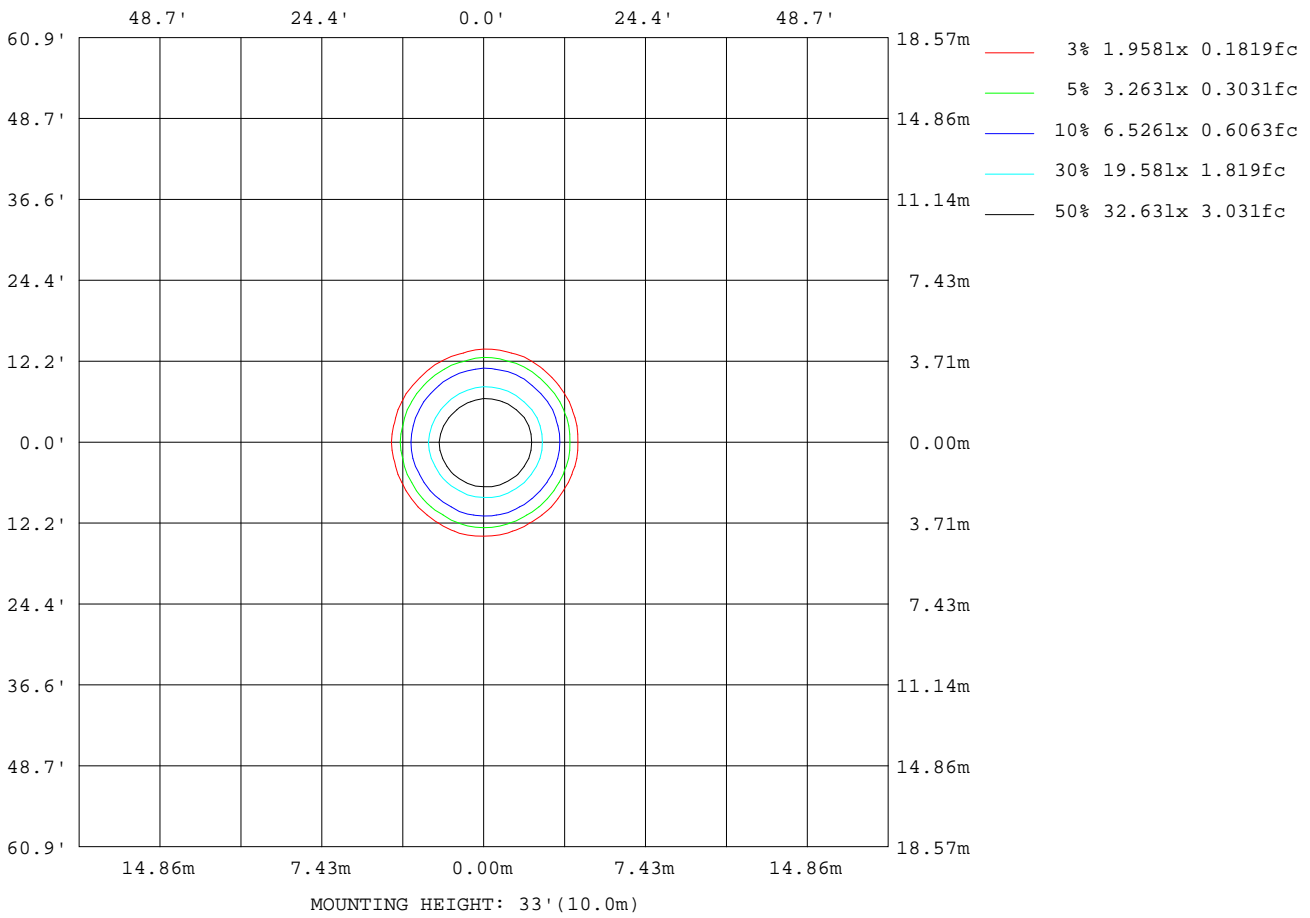
C Range: 0 - 360DEG
C Interval: 15.0DEG
Test Speed: HIGH
Temperature:25.3DEG
Operators:Meng Yongjian
Test Date:2017-05-31

γ Range: 0 - 90DEG
γ Interval: 1.0DEG
Test System:EVERFINE GO-2000B_V1 SYSTEM V2.0.288
Humidity:52%
Test Distance:5.850m [K=1.0000]
Remarks:

GONIOPHOTOMETERS SYSTEM TEST REPORT

ISOLUX DIAGRAM

Test:U:220.7V I:0.0685A P:14.45W PF:0.9551 Lamp Flux:1217.74x1 lm		
NAME: K1X70-13W-930-25D	TYPE:Spotlight	SERIAL No.:
SPEC.:3000K	DIM.: φ110mm*H138mm	
MFR.: NEKO LIGHTING AG		

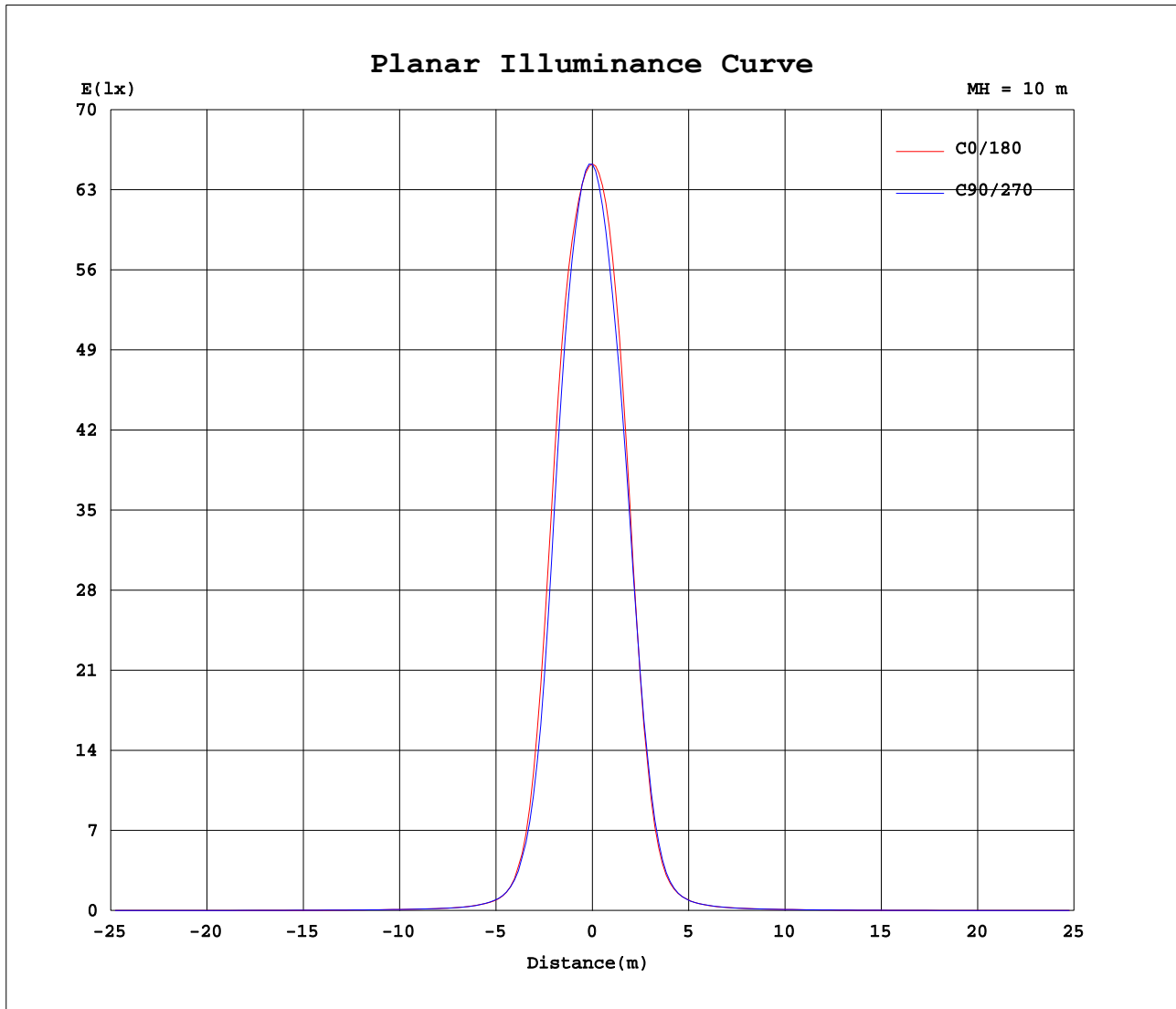


C Range: 0 - 360DEG
 C Interval: 15.0DEG
 Test Speed: HIGH
 Temperature:25.3DEG
 Operators:Meng Yongjian
 Test Date:2017-05-31

γ Range: 0 - 90DEG
 γ Interval: 1.0DEG
 Test System:EVERFINE GO-2000B_V1 SYSTEM V2.0.288
 Humidity:52%
 Test Distance:5.850m [K=1.0000]
 Remarks:

GONIOPHOTOMETERS SYSTEM TEST REPORT

Planar Illuminance Curve



C Range: 0 - 360DEG
 C Interval: 15.0DEG
 Test Speed: HIGH
 Temperature: 25.3DEG
 Operators: Meng Yongjian
 Test Date: 2017-05-31

γ Range: 0 - 90DEG
 γ Interval: 1.0DEG
 Test System: EVERFINE GO-2000B_V1 SYSTEM V2.0.288
 Humidity: 52%
 Test Distance: 5.850m [K=1.0000]
 Remarks:

GONIOPHOTOMETERS SYSTEM TEST REPORT

Photometric Data Table [cd]

G/C	0.0	15.0	30.0	45.0	60.0	75.0	90.0	105.0	120.0	135.0
0.0	6526	6525	6528	6523	6525	6520	6524	6520	6522	6517
3.0	6374	6407	6412	6420	6393	6396	6375	6389	6375	6386
6.0	5951	5980	5905	5887	5829	5832	5782	5809	5779	5819
9.0	5132	5155	5016	4976	4850	4855	4749	4762	4684	4756
12.0	3728	3770	3624	3587	3417	3394	3244	3235	3131	3193
15.0	2185	2208	2069	2037	1911	1904	1798	1788	1681	1716
18.0	1054	1061	984.2	974.2	922.1	940.1	903.9	891.1	814.1	816.5
21.0	475.2	461.9	435.4	437.2	420.3	435.7	427.2	427.3	389.0	383.1
24.0	212.8	213.7	204.7	208.4	203.4	211.4	213.1	217.6	203.3	199.5
27.0	120.4	119.2	117.0	119.3	118.4	121.0	125.5	131.3	121.8	117.2
30.0	83.72	84.13	83.20	84.70	82.66	81.82	82.99	82.69	78.33	75.99
33.0	59.97	59.63	58.68	59.44	58.23	57.58	57.25	56.58	54.18	53.50
36.0	45.57	46.09	45.79	46.14	45.84	45.74	45.42	45.26	43.27	42.45
39.0	37.33	37.66	37.54	37.59	37.93	38.17	37.84	37.94	36.16	35.34
42.0	32.13	32.40	32.08	31.74	32.39	32.66	32.38	32.54	31.08	30.21
45.0	28.10	28.46	27.93	27.66	28.43	28.78	28.56	28.77	27.58	26.76
48.0	24.17	24.51	24.27	24.52	24.96	25.51	25.45	25.57	24.59	23.75
51.0	20.73	20.85	20.92	21.26	21.33	21.94	22.22	22.32	21.41	20.47
54.0	17.63	17.70	17.96	18.51	18.37	19.09	19.41	19.44	18.63	17.84
57.0	14.47	14.58	14.90	15.46	15.39	16.07	16.34	16.39	15.74	15.25
60.0	11.16	11.32	11.54	12.03	12.07	12.62	12.77	12.92	12.47	12.27
63.0	7.671	7.880	7.943	8.349	8.409	8.827	8.923	9.153	8.868	8.931
66.0	4.644	4.792	4.780	5.054	5.080	5.366	5.345	5.589	5.395	5.517
69.0	2.175	2.305	2.291	2.445	2.453	2.615	2.619	2.762	2.661	2.786
72.0	0.4154	0.4836	0.4699	0.5725	0.5444	0.6552	0.6477	0.7113	0.6606	0.7785
75.0	0.1533	0.1398	0.1687	0.1659	0.1929	0.1791	0.1997	0.1878	0.1997	0.1856
78.0	0.1138	0.0939	0.1160	0.1005	0.1270	0.1114	0.1357	0.1136	0.1357	0.1114
81.0	0.0832	0.0655	0.0832	0.0699	0.0985	0.0786	0.1029	0.0786	0.0963	0.0764
84.0	0.0613	0.0415	0.0678	0.0459	0.0700	0.0546	0.0744	0.0589	0.0722	0.0524
87.0	0.0503	0.0415	0.0504	0.0415	0.0547	0.0437	0.0613	0.0437	0.0569	0.0437
90.0	0.0437	0.0437	0.0437	0.0415	0.0437	0.0437	0.0481	0.0437	0.0481	0.0437
G/C	150.0	165.0	180.0	195.0	210.0	225.0	240.0	255.0	270.0	285.0
0.0	6516	6514	6526	6525	6528	6523	6520	6524	6520	6517
3.0	6365	6358	6363	6322	6294	6236	6218	6173	6184	6174
6.0	5797	5806	5802	5685	5614	5476	5451	5400	5464	5493
9.0	4703	4738	4747	4574	4477	4296	4335	4351	4465	4509
12.0	3129	3188	3226	3079	3033	2925	3005	3009	3148	3183
15.0	1678	1753	1793	1697	1707	1651	1738	1738	1850	1864
18.0	791.7	822.0	852.7	805.2	822.6	796.6	848.6	856.4	919.9	924.9
21.0	364.4	367.6	380.0	364.2	368.7	357.6	376.6	377.4	408.4	416.3
24.0	190.4	188.6	196.4	190.4	188.3	182.0	186.7	184.8	200.4	207.7
27.0	115.2	114.1	119.1	116.6	114.2	111.0	110.5	109.6	117.0	122.2
30.0	76.29	77.89	81.64	81.05	80.76	79.56	78.78	77.71	81.72	83.37
33.0	54.22	56.10	58.24	57.73	58.49	58.60	59.27	57.81	59.58	58.70
36.0	43.48	45.16	46.00	45.46	45.50	45.08	45.87	45.04	45.50	44.55
39.0	36.63	38.02	38.47	37.92	37.69	36.85	37.72	37.19	37.19	36.62
42.0	31.52	32.57	32.92	32.67	32.44	31.41	32.48	32.29	32.18	31.97
45.0	27.75	28.58	28.89	28.83	28.63	27.54	28.49	28.55	28.41	28.34
48.0	24.42	25.14	25.47	25.38	25.21	24.37	24.59	24.68	24.60	24.49
51.0	20.76	21.30	21.77	21.90	21.90	21.41	21.16	21.19	21.22	21.08
54.0	17.84	18.23	18.66	18.80	18.91	18.68	18.15	18.03	18.13	17.97
57.0	14.99	15.23	15.57	15.62	15.74	15.60	15.12	14.90	14.99	14.82
60.0	11.97	12.04	12.31	12.29	12.43	12.21	11.95	11.60	11.68	11.52
63.0	8.557	8.664	8.904	8.824	8.919	8.678	8.498	8.179	8.200	8.068
66.0	5.230	5.332	5.532	5.505	5.595	5.376	5.305	5.035	5.047	4.935
69.0	2.586	2.644	2.801	2.742	2.807	2.652	2.611	2.409	2.417	2.298
72.0	0.6495	0.6895	0.7796	0.7164	0.7473	0.6788	0.6541	0.5386	0.5369	0.4509
75.0	0.1952	0.1769	0.1746	0.1842	0.1572	0.1622	0.1375	0.1490	0.1223	0.1402
78.0	0.1314	0.1114	0.1092	0.1269	0.1048	0.1181	0.0939	0.1116	0.0852	0.1029
81.0	0.0985	0.0764	0.0786	0.0919	0.0699	0.0875	0.0634	0.0831	0.0612	0.0744
84.0	0.0744	0.0524	0.0568	0.0701	0.0480	0.0700	0.0437	0.0657	0.0437	0.0613
87.0	0.0612	0.0437	0.0459	0.0591	0.0437	0.0547	0.0437	0.0547	0.0437	0.0481
90.0	0.0437	0.0437	0.0459	0.0481	0.0437	0.0459	0.0437	0.0437	0.0437	0.0437
G/C	300.0	315.0	330.0	345.0						
0.0	6522	6517	6516	6514						
3.0	6218	6236	6302	6336						
6.0	5608	5685	5829	5916						
9.0	4670	4786	5013	5119						
12.0	3343	3435	3668	3750						
15.0	1973	2008	2176	2211						
18.0	978.7	977.9	1060	1075						
21.0	438.0	432.6	458.7	484.0						

C Range: 0 - 360DEG

C Interval: 15.0DEG

Test Speed: HIGH

Temperature: 25.3DEG

Operators: Meng Yongjian

Test Date: 2017-05-31

γ Range: 0 - 90DEG

γ Interval: 1.0DEG

Test System: EVERFINE GO-2000B_V1 SYSTEM V2.0.288

Humidity: 52%

Test Distance: 5.850m [K=1.0000]

Remarks:

GONIOPHOTOMETERS SYSTEM TEST REPORT

Photometric Data Table [cd]

24.0	219.6	214.7	219.7	218.0
27.0	130.8	124.0	125.3	121.4
30.0	85.92	83.75	83.01	83.24
33.0	59.47	57.65	59.19	60.28
36.0	44.38	43.20	44.81	45.78
39.0	35.96	35.18	36.57	37.44
42.0	31.11	30.32	31.39	32.11
45.0	27.66	26.57	27.60	28.03
48.0	23.97	22.91	23.78	24.17
51.0	20.75	19.80	20.49	20.79
54.0	17.75	17.07	17.49	17.76
57.0	14.73	14.34	14.57	14.62
60.0	11.53	11.29	11.46	11.34
63.0	8.126	7.945	8.056	7.878
66.0	4.997	4.845	4.962	4.818
69.0	2.357	2.236	2.334	2.273
72.0	0.4914	0.4355	0.4848	0.4553
75.0	0.1114	0.1358	0.1136	0.1380
78.0	0.0786	0.0985	0.0786	0.1050
81.0	0.0524	0.0765	0.0524	0.0766
84.0	0.0415	0.0612	0.0415	0.0612
87.0	0.0415	0.0481	0.0415	0.0481
90.0	0.0415	0.0437	0.0415	0.0437

C Range: 0 - 360DEG
C Interval: 15.0DEG
Test Speed: HIGH
Temperature: 25.3DEG
Operators: Meng Yongjian
Test Date: 2017-05-31

γ Range: 0 - 90DEG
γ Interval: 1.0DEG
Test System: EVERFINE GO-2000B_V1 SYSTEM V2.0.288
Humidity: 52%
Test Distance: 5.850m [K=1.0000]
Remarks: