

LED Downlight Kenzo Series K1X70-13W-840-25D



Light Output Ratio:	100.0%	
Luminaire Power:	14.54 W	
SHR Nominal:	0.00	Calculated using the TM5
SHR Maximum:	1.00	fine grid method.

C Range: 0 - 360DEG
C Interval: 15.0DEG
Test Speed: HIGH
Temperature: 25.3DEG
Operators: Meng Yongjian
Test Date: 2017-05-31

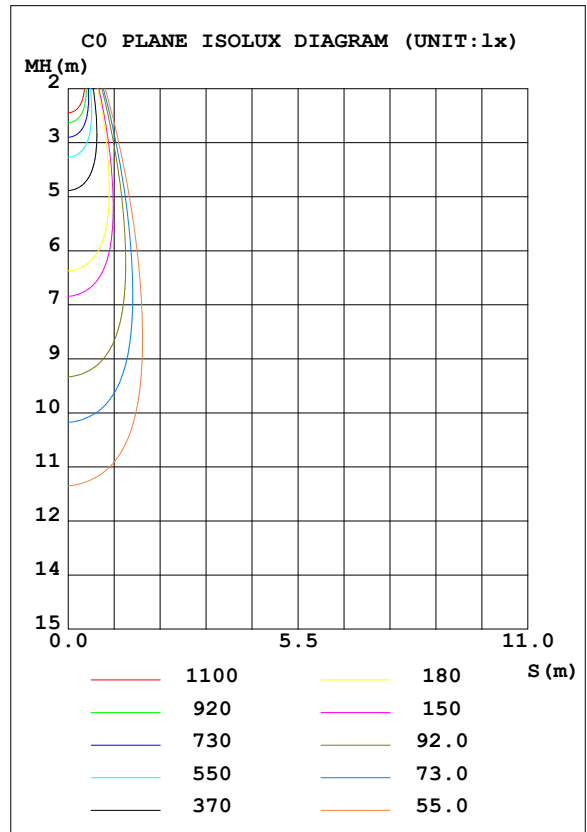
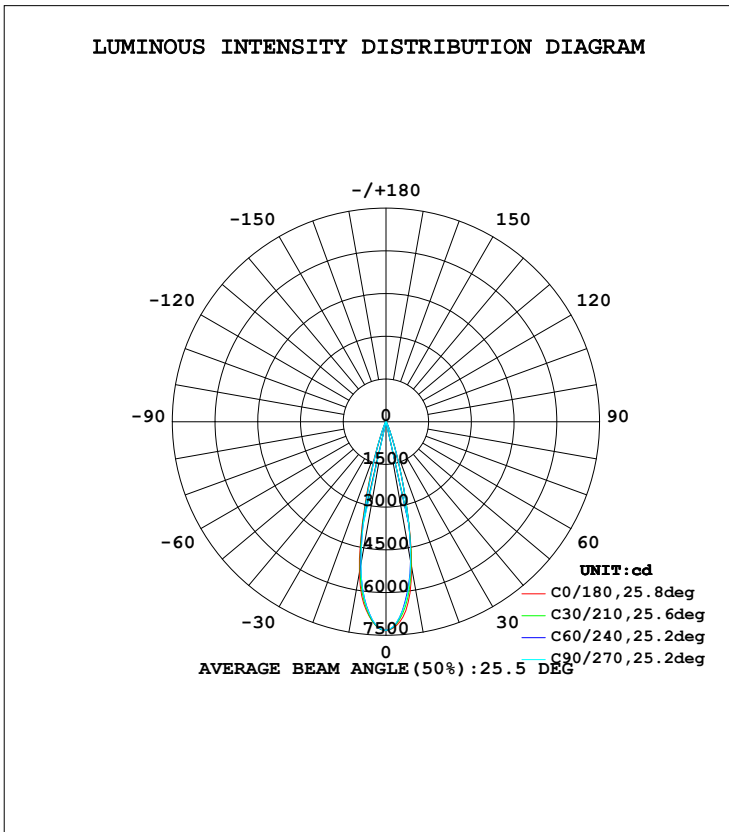
γ Range: 0 - 90DEG
 γ Interval: 1.0DEG
Test System: EVERFINE GO-2000B_V1 SYSTEM V2.0.288
Humidity: 52%
Test Distance: 5.850m [K=1.0000]
Remarks:

GONIOPHOTOMETERS SYSTEM TEST REPORT

LUMINAIRE PHOTOMETRIC TEST REPORT

Test:U:220.7V I:0.0689A P:14.54W PF:0.9555 Lamp Flux:1485.57x1 lm		
NAME: K1X70-13W-840-25D	TYPE:Downlight	SERIAL No.:
SPEC.:4000K	DIM.: φ110mm*H138mm	
MFR.: NEKO LIGHTING AG		

DATA OF LAMP		PHOTOMETRIC DATA Eff: 102.17 lm/W			
MODEL	CITIZEN-4000K	I _{max} (cd)	7335	S/MH (C0/180)	0.41
NOMINAL POWER (W)	15	LOR (%)	100.0	S/MH (C90/270)	0.39
RATED VOLTAGE (V)	220	TOTAL FLUX (lm)	1485.6	η UP, DN (C0-180)	0.0, 50.3
NOMINAL FLUX (lm)	1485.57	CIE CLASS	DIRECT	η UP, DN (C180-360)	0.0, 49.7
LAMPS INSIDE	1	η up (%)	0.0	CIBSE SHR NOM	0.00
TEST VOLTAGE (V)	220	η down (%)	100.0	CIBSE SHR MAX	1.00



C Range: 0 - 360DEG
 C Interval: 15.0DEG
 Test Speed: HIGH
 Temperature: 25.3DEG
 Operators: Meng Yongjian
 Test Date: 2017-05-31

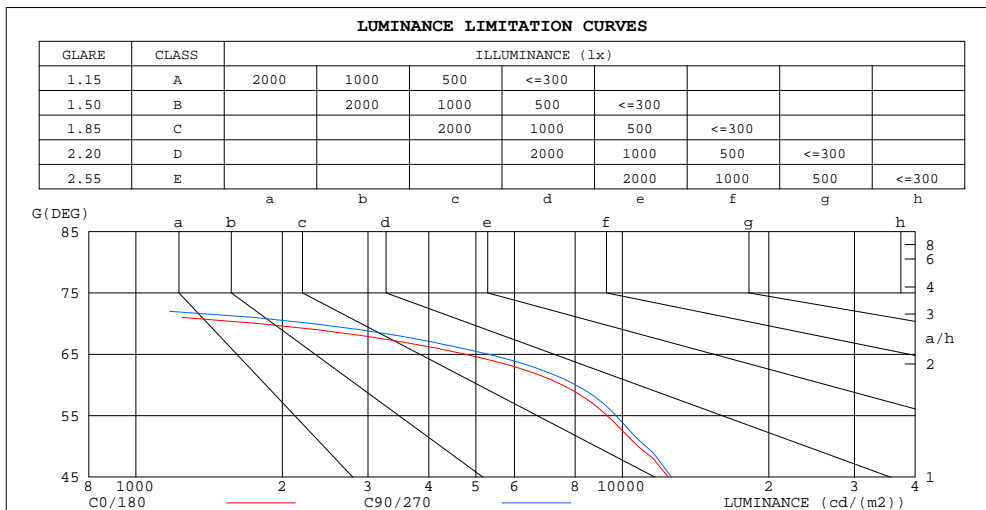
γ Range: 0 - 90DEG
 γ Interval: 1.0DEG
 Test System: EVERFINE GO-2000B_V1 SYSTEM V2.0.288
 Humidity: 52%
 Test Distance: 5.850m [K=1.0000]
 Remarks:

GONIOPHOTOMETERS SYSTEM TEST REPORT

**ZONAL FLUX DIAGRAM
AND LUMINANCE LIMITATION CURVES**

ZONAL FLUX DIAGRAM:

γ	C0	C45	C90	C135	C180	C225	C270	C315	γ	Φ zone	Φ total	$\#lum, lamp$
10	5203	5083	4998	5222	5393	5126	5078	5070	0- 10	596.8	596.8	40.2,40.2
20	746.1	748.5	723.8	729.7	711.5	636.1	697.9	697.2	10- 20	670.2	1267	85.3,85.3
30	104.8	105.6	102.9	108.6	106.0	101.2	105.9	99.35	20- 30	121.8	1389	93.5,93.5
40	44.86	44.32	45.02	41.92	44.63	43.13	44.43	42.11	30- 40	40.35	1429	96.2,96.2
50	28.20	28.78	29.24	26.89	27.97	27.60	28.96	26.92	40- 50	27.43	1457	98,98
60	15.31	16.37	16.32	15.71	15.44	15.37	16.04	15.21	50- 60	19.57	1476	99.4,99.4
70	2.500	3.082	3.218	3.206	2.992	2.674	2.627	2.530	60- 70	8.699	1485	99.9,99.9
80	0.1204	0.1027	0.1357	0.1114	0.1092	0.1225	0.0982	0.1094	70- 80	0.6704	1485	100,100
90	0.0525	0.0525	0.0547	0.0525	0.0547	0.0547	0.0568	0.0525	80- 90	0.0786	1486	100,100
100									90-100			
110									100-110			
120									110-120			
130									120-130			
140									130-140			
150									140-150			
160									150-160			
170									160-170			
180									170-180			
DEG	LUMINOUS INTENSITY:cd									UNIT:lm		



LUMINANCE cd/(m2)		
G(DEG)	C0/180	C90/270
85	204	228
80	170	192
75	196	234
70	1796	2312
65	4750	5309
60	7526	8023
55	9307	9709
50	10780	11177
45	12441	12616

C Range: 0 - 360DEG
 C Interval: 15.0DEG
 Test Speed: HIGH
 Temperature: 25.3DEG
 Operators: Meng Yongjian
 Test Date: 2017-05-31

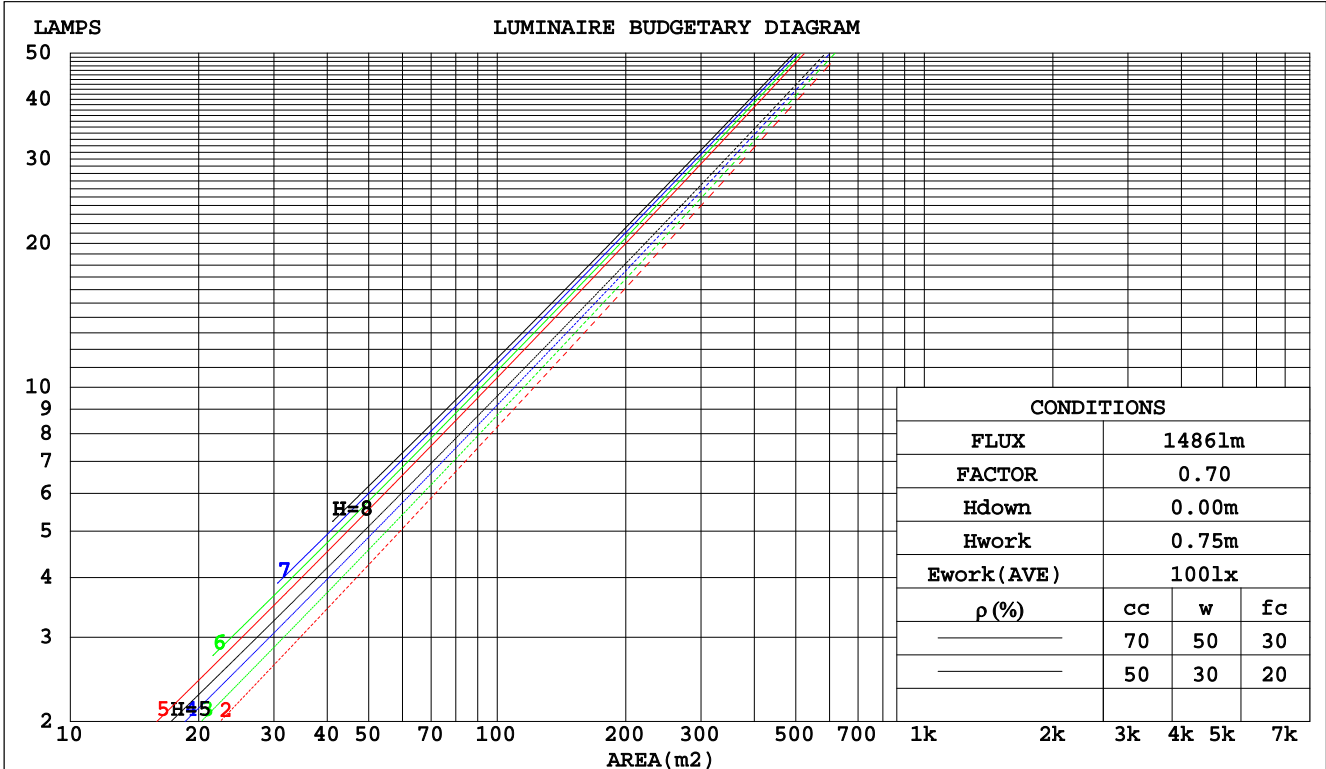
γ Range: 0 - 90DEG
 γ Interval: 1.0DEG
 Test System: EVERFINE GO-2000B_V1 SYSTEM V2.0.288
 Humidity: 52%
 Test Distance: 5.850m [K=1.0000]
 Remarks:

GONIOPHOTOMETERS SYSTEM TEST REPORT

CU AND LUMINAIRE BUDGETARY ESTIMATE DIAGRAM

Test:U:220.7V I:0.0689A P:14.54W PF:0.9555 Lamp Flux:1485.57x1 lm		
NAME: K1X70-13W-840-25D	TYPE:Downlight	SERIAL No.:
SPEC.:4000K	DIM.: φ110mm*H138mm	
MFR.: NEKO LIGHTING AG		

ρcc	80%			70%			50%			30%			10%			0
ρw	50%	30%	10%	50%	30%	10%	50%	30%	10%	50%	30%	10%	50%	30%	10%	0
ρfc	20%			20%			20%			20%			20%			0
RCR	RCR:Room Cavity Ratio															
	Coefficients of Utilization(CU)															
0.0	1.19	1.19	1.19	1.16	1.16	1.16	1.11	1.11	1.11	1.06	1.06	1.06	1.02	1.02	1.02	.00
1.0	1.13	1.11	1.09	1.11	1.09	1.08	1.07	1.06	1.04	1.03	1.02	1.01	.00	.99	.98	.97
2.0	1.08	1.05	1.02	1.06	1.03	1.01	1.03	1.01	.99	1.00	.98	.97	.98	.96	.95	.94
3.0	1.03	.00	.97	1.02	.99	.96	.00	.97	.95	.97	.95	.93	.95	.93	.92	.91
4.0	.99	.96	.93	.98	.95	.92	.96	.93	.91	.95	.92	.90	.93	.91	.89	.88
5.0	.96	.92	.89	.95	.91	.89	.94	.90	.88	.92	.89	.87	.91	.88	.86	.85
6.0	.93	.89	.86	.92	.88	.86	.91	.88	.85	.90	.87	.85	.89	.86	.84	.83
7.0	.90	.86	.83	.90	.86	.83	.89	.85	.83	.88	.85	.82	.87	.84	.82	.81
8.0	.88	.84	.81	.87	.83	.81	.86	.83	.81	.85	.82	.80	.85	.82	.80	.79
9.0	.85	.81	.79	.85	.81	.79	.84	.81	.79	.83	.80	.78	.83	.80	.78	.77
10.0	.83	.79	.77	.83	.79	.77	.82	.79	.77	.82	.79	.76	.81	.78	.76	.75



C Range: 0 - 360DEG
 C Interval: 15.0DEG
 Test Speed: HIGH
 Temperature:25.3DEG
 Operators:Meng Yongjian
 Test Date:2017-05-31

γ Range: 0 - 90DEG
 γ Interval: 1.0DEG
 Test System:EVERFINE GO-2000B_V1 SYSTEM V2.0.288
 Humidity:52%
 Test Distance:5.850m [K=1.0000]
 Remarks:

GONIOPHOTOMETERS SYSTEM TEST REPORT

WEC AND CCEC

Test:U:220.7V I:0.0689A P:14.54W PF:0.9555 Lamp Flux:1485.57x1 lm		
NAME: K1X70-13W-840-25D	TYPE:Downlight	SERIAL No.:
SPEC.:4000K	DIM.: φ110mm*H138mm	
MFR.: NEKO LIGHTING AG		

ρcc	80%			70%			50%			30%			10%			0
ρw	50%	30%	10%	50%	30%	10%	50%	30%	10%	50%	30%	10%	50%	30%	10%	0
ρfc	20%			20%			20%			20%			20%			0
RCR	RCR:Room Cavity Ratio						Wall Exitance Coefficients(WEC)									
0.0																
1.0	.135	.077	.024	.129	.073	.023	.116	.067	.021	.105	.060	.019	.094	.055	.018	
2.0	.125	.069	.021	.120	.066	.020	.110	.061	.019	.100	.056	.018	.092	.052	.016	
3.0	.116	.062	.019	.112	.060	.018	.103	.056	.017	.096	.052	.016	.088	.049	.015	
4.0	.109	.057	.017	.105	.055	.016	.098	.052	.015	.091	.049	.015	.085	.046	.014	
5.0	.102	.052	.015	.099	.051	.015	.093	.048	.014	.087	.046	.014	.082	.044	.013	
6.0	.096	.048	.014	.093	.047	.014	.088	.045	.013	.083	.043	.013	.079	.041	.012	
7.0	.091	.045	.013	.089	.044	.013	.084	.043	.012	.080	.041	.012	.076	.039	.012	
8.0	.086	.042	.012	.084	.042	.012	.080	.040	.011	.077	.039	.011	.073	.038	.011	
9.0	.082	.040	.011	.080	.039	.011	.077	.038	.011	.074	.037	.011	.071	.036	.010	
10.0	.079	.038	.010	.077	.037	.010	.074	.036	.010	.071	.035	.010	.068	.034	.010	

ρcc	80%			70%			50%			30%			10%			0
ρw	50%	30%	10%	50%	30%	10%	50%	30%	10%	50%	30%	10%	50%	30%	10%	0
ρfc	20%			20%			20%			20%			20%			0
RCR	RCR:Room Cavity Ratio						Ceiling Cavity Exitance Coefficients(CCEC)									
0.0	.190	.190	.190	.163	.163	.163	.111	.111	.111	.064	.064	.064	.020	.020	.020	
1.0	.168	.158	.148	.144	.135	.128	.098	.093	.088	.057	.054	.051	.018	.017	.017	
2.0	.150	.133	.118	.129	.114	.102	.088	.079	.071	.051	.046	.042	.016	.015	.014	
3.0	.135	.113	.096	.116	.098	.083	.079	.068	.058	.046	.040	.034	.015	.013	.011	
4.0	.122	.098	.079	.105	.085	.069	.072	.059	.048	.042	.035	.029	.013	.011	.009	
5.0	.112	.085	.066	.096	.074	.058	.066	.052	.041	.038	.030	.024	.012	.010	.008	
6.0	.102	.075	.056	.088	.065	.049	.061	.046	.035	.035	.027	.021	.011	.009	.007	
7.0	.095	.067	.048	.081	.058	.042	.056	.041	.030	.033	.024	.018	.011	.008	.006	
8.0	.088	.060	.041	.076	.052	.036	.052	.037	.026	.030	.022	.015	.010	.007	.005	
9.0	.082	.055	.036	.071	.047	.031	.049	.033	.022	.029	.020	.013	.009	.006	.004	
10.0	.077	.050	.032	.067	.043	.028	.046	.030	.020	.027	.018	.012	.009	.006	.004	

C Range: 0 - 360DEG
 C Interval: 15.0DEG
 Test Speed: HIGH
 Temperature:25.3DEG
 Operators:Meng Yongjian
 Test Date:2017-05-31

γ Range: 0 - 90DEG
 γ Interval: 1.0DEG
 Test System:EVERFINE GO-2000B_V1 SYSTEM V2.0.288
 Humidity:52%
 Test Distance:5.850m [K=1.0000]
 Remarks:

GONIOPHOTOMETERS SYSTEM TEST REPORT

UGR(Unified Glare Rating) Table

Test:U:220.7V I:0.0689A P:14.54W PF:0.9555 Lamp Flux:1485.57x1 lm		
NAME: K1X70-13W-840-25D	TYPE:Downlight	SERIAL No.:
SPEC.:4000K	DIM.: φ110mm*H138mm	
MFR.: NEKO LIGHTING AG		

ceiling/cavity	0.7	0.7	0.5	0.5	0.3	0.7	0.7	0.5	0.5	0.3
walls	0.5	0.3	0.5	0.3	0.3	0.5	0.3	0.5	0.3	0.3
working plane	0.2	0.2	0.2	0.2	0.2	0.2	0.2	0.2	0.2	0.2
Room dimensions	Viewed crosswise					Viewed endwise				
x = 2H y = 2H	12.4	13.0	12.6	13.2	13.3	12.5	13.1	12.7	13.3	13.4
3H	12.5	13.1	12.8	13.3	13.5	12.7	13.3	12.9	13.5	13.7
4H	12.5	13.0	12.7	13.2	13.4	12.6	13.2	12.9	13.4	13.6
6H	12.4	12.9	12.7	13.1	13.4	12.5	13.1	12.8	13.3	13.5
8H	12.3	12.8	12.6	13.1	13.3	12.5	13.0	12.8	13.3	13.5
12H	12.3	12.8	12.6	13.0	13.3	12.5	13.0	12.8	13.2	13.5
4H 2H	12.6	13.2	12.9	13.4	13.6	12.7	13.3	13.0	13.5	13.7
3H	12.8	13.3	13.1	13.5	13.8	12.9	13.4	13.2	13.7	13.9
4H	12.7	13.1	13.0	13.4	13.7	12.8	13.3	13.2	13.6	13.9
6H	12.6	13.0	12.9	13.3	13.6	12.7	13.1	13.1	13.5	13.8
8H	12.5	12.9	12.9	13.2	13.6	12.7	13.0	13.1	13.4	13.8
12H	12.5	12.8	12.9	13.2	13.6	12.6	13.0	13.0	13.3	13.7
8H 4H	12.5	12.9	12.9	13.2	13.6	12.7	13.1	13.1	13.4	13.8
6H	12.4	12.7	12.8	13.1	13.5	12.6	12.9	13.0	13.3	13.7
8H	12.3	12.6	12.8	13.0	13.5	12.5	12.8	12.9	13.2	13.6
12H	12.3	12.5	12.7	13.0	13.4	12.4	12.7	12.9	13.1	13.6
12H 4H	12.5	12.8	12.9	13.2	13.6	12.6	13.0	13.0	13.3	13.7
6H	12.3	12.6	12.8	13.0	13.5	12.5	12.8	12.9	13.2	13.6
8H	12.3	12.5	12.7	13.0	13.4	12.4	12.7	12.9	13.1	13.6
Variations with the observer position at spacings:										
S = 1.0H	+ 0.7 / - 1.1					+ 0.7 / - 1.1				
1.5H	+ 0.3 / - 0.8					+ 0.4 / - 0.8				
2.0H	+ 1.1 / - 1.9					+ 1.2 / - 1.8				

CIE Pub.117 Corrected 1486 lm Total Lamp Luminous Flux.(8log(F/F0) = 1.4)

C Range: 0 - 360DEG
 C Interval: 15.0DEG
 Test Speed: HIGH
 Temperature:25.3DEG
 Operators:Meng Yongjian
 Test Date:2017-05-31

γ Range: 0 - 90DEG
 γ Interval: 1.0DEG
 Test System:EVERFINE GO-2000B_V1 SYSTEM V2.0.288
 Humidity:52%
 Test Distance:5.850m [K=1.0000]
 Remarks:

GONIOPHOTOMETERS SYSTEM TEST REPORT

UTILIZATION FACTORS TABLE

Test:U:220.7V I:0.0689A P:14.54W PF:0.9555 Lamp Flux:1485.57x1 lm		
NAME: K1X70-13W-840-25D	TYPE:Downlight	SERIAL No.:
SPEC.:4000K	DIM.: φ110mm*H138mm	
MFR.: NEKO LIGHTING AG		

REFLECTANCE										
Ceiling	0.8	0.8	0.8	0.7	0.7	0.7	0.5	0.5	0.5	0
Walls	0.7	0.5	0.3	0.7	0.5	0.3	0.7	0.5	0.3	0
Working plane	0.2	0.2	0.2	0.2	0.2	0.2	0.2	0.2	0.2	0
ROOM INDEX	UTILIZATION FACTORS(PERCENT) $k(RI) \times RCR = 5$									
k = 0.60	89	83	80	89	83	79	88	83	79	76
0.80	96	91	87	96	90	87	95	90	87	83
1.00	100	95	92	100	95	91	98	94	91	87
1.25	104	99	96	103	99	96	101	98	95	91
1.50	107	102	99	106	102	99	103	100	98	93
2.00	109	105	102	108	104	101	105	102	100	95
2.50	111	107	104	109	106	103	106	104	102	96
3.00	112	109	106	110	108	105	107	105	103	97
4.00	114	112	110	112	110	108	109	107	105	98
5.00	115	113	112	113	111	110	109	108	107	99
ROOM INDEX	UF(total)									Direct
According to DIN EN 13032-2 2004			Suspended				SHRNOM = 1.25			

C Range: 0 - 360DEG
 C Interval: 15.0DEG
 Test Speed: HIGH
 Temperature:25.3DEG
 Operators:Meng Yongjian
 Test Date:2017-05-31

γ Range: 0 - 90DEG
 γ Interval: 1.0DEG
 Test System:EVERFINE GO-2000B_V1 SYSTEM V2.0.288
 Humidity:52%
 Test Distance:5.850m [K=1.0000]
 Remarks:

GONIOPHOTOMETERS SYSTEM TEST REPORT

ISOCANDELA DIAGRAM

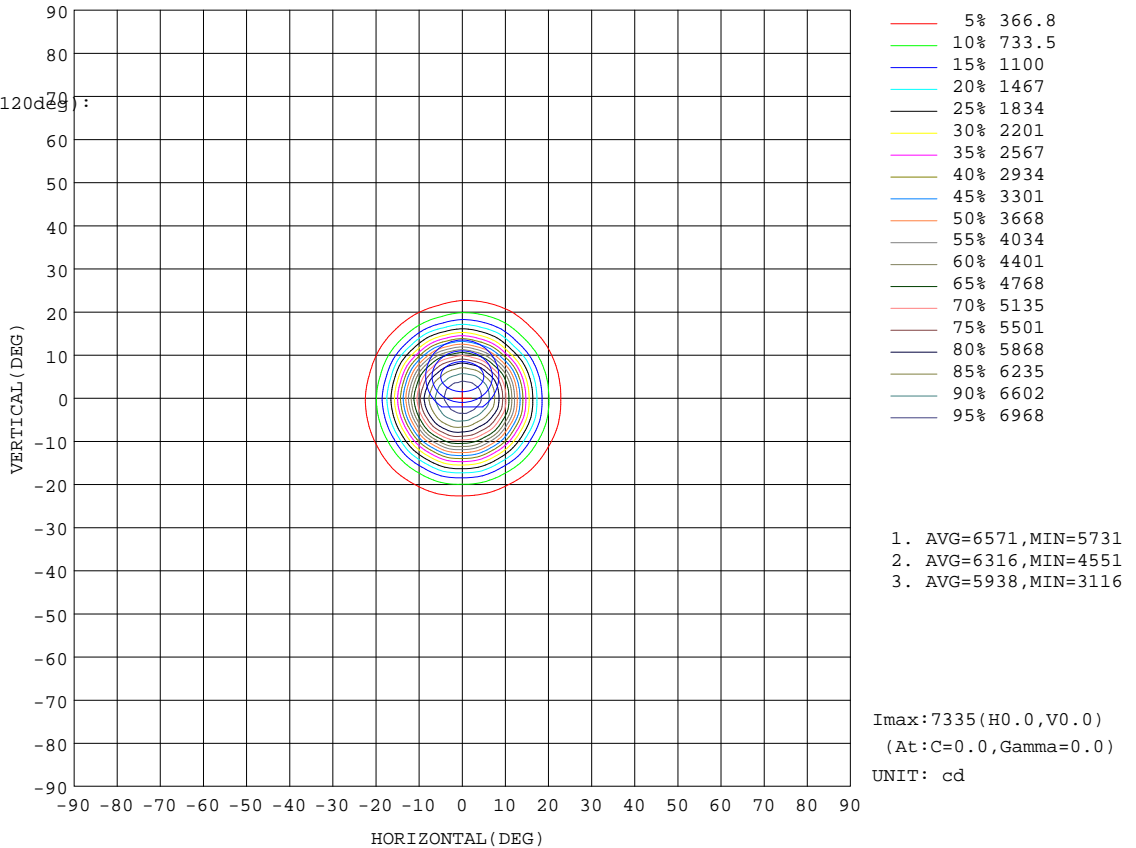
Test:U:220.7V I:0.0689A P:14.54W PF:0.9555 Lamp Flux:1485.57x1 lm		
NAME: K1X70-13W-840-25D	TYPE:Downlight	SERIAL No.:
SPEC.:4000K	DIM.: φ110mm*H138mm	
MFR.: NEKO LIGHTING AG		

Conical surface Flux(90deg):

1443.7 lm
%lum = 97.2%
%lamp = 97.2%

Conical surface Flux(120deg):

1476.1 lm
%lum = 99.4%
%lamp = 99.4%



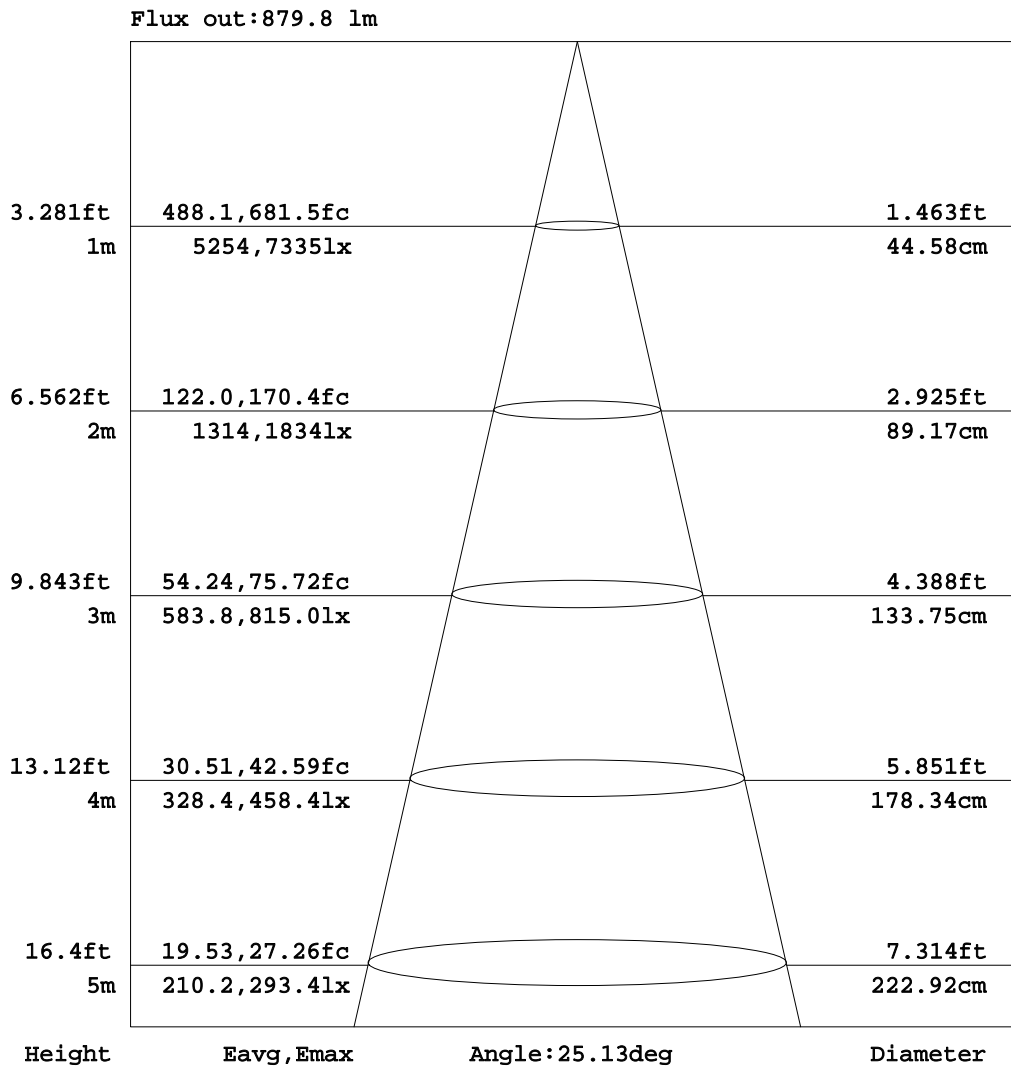
C Range: 0 - 360DEG
C Interval: 15.0DEG
Test Speed: HIGH
Temperature: 25.3DEG
Operators: Meng Yongjian
Test Date: 2017-05-31

γ Range: 0 - 90DEG
γ Interval: 1.0DEG
Test System: EVERFINE GO-2000B_V1 SYSTEM V2.0.288
Humidity: 52%
Test Distance: 5.850m [K=1.0000]
Remarks:

GONIOPHOTOMETERS SYSTEM TEST REPORT

AAI Figure

Test:U:220.7V I:0.0689A P:14.54W PF:0.9555 Lamp Flux:1485.57x1 lm		
NAME: K1X70-13W-840-25D	TYPE:Downlight	SERIAL No.:
SPEC.:4000K	DIM.: φ110mm*H138mm	
MFR.: NEKO LIGHTING AG		



Note: The Curves indicate the illuminated area and the average illumination when the luminaire is at different distance.

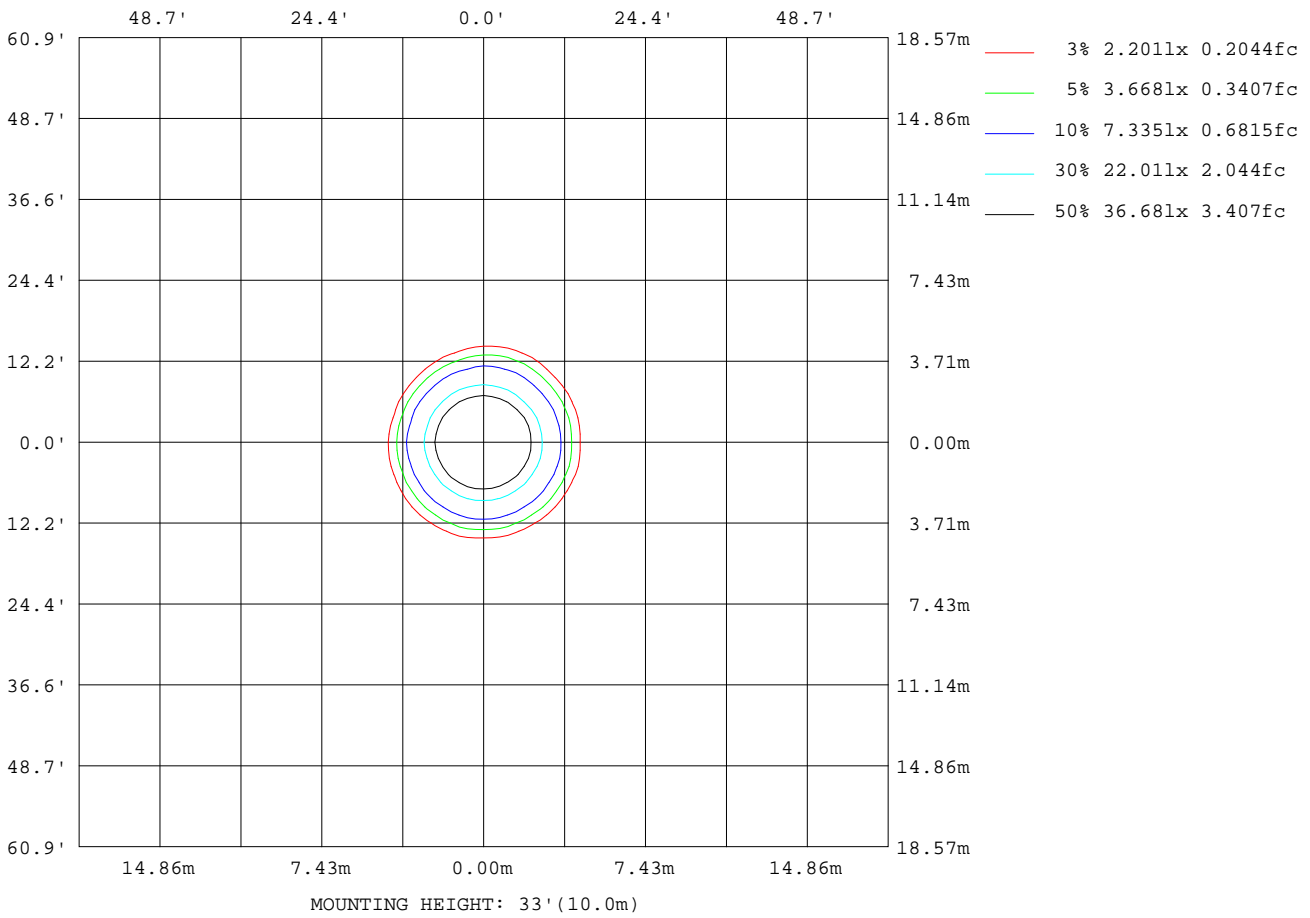
C Range: 0 - 360DEG
C Interval: 15.0DEG
Test Speed: HIGH
Temperature: 25.3DEG
Operators: Meng Yongjian
Test Date: 2017-05-31

γ Range: 0 - 90DEG
γ Interval: 1.0DEG
Test System: EVERFINE GO-2000B_V1 SYSTEM V2.0.288
Humidity: 52%
Test Distance: 5.850m [K=1.0000]
Remarks:

GONIOPHOTOMETERS SYSTEM TEST REPORT

ISOLUX DIAGRAM

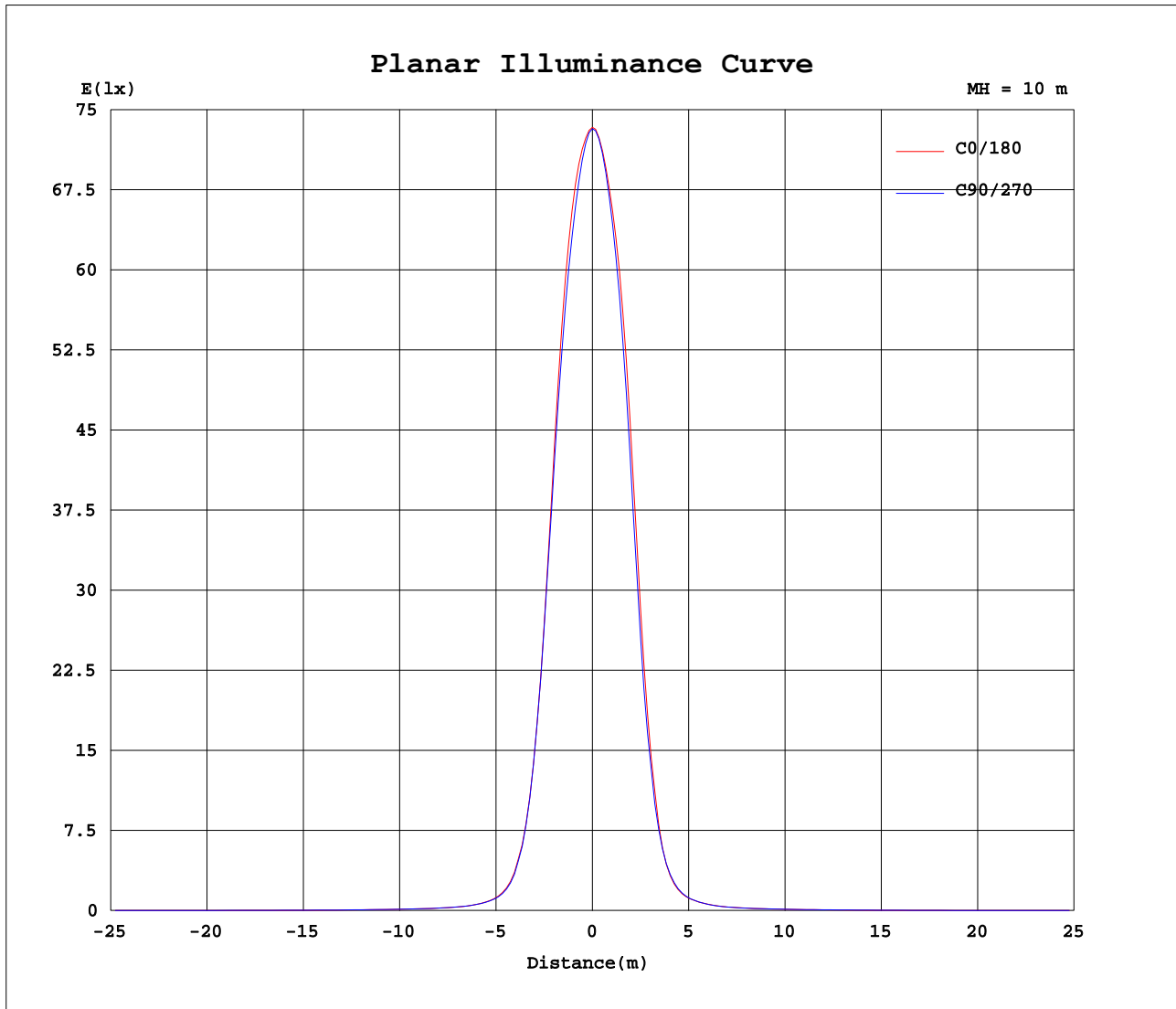
Test:U:220.7V I:0.0689A P:14.54W PF:0.9555 Lamp Flux:1485.57x1 lm		
NAME: K1X70-13W-840-25D	TYPE:Downlight	SERIAL No.:
SPEC.:4000K	DIM.: φ110mm*H138mm	
MFR.: NEKO LIGHTING AG		



C Range: 0 - 360DEG
 C Interval: 15.0DEG
 Test Speed: HIGH
 Temperature:25.3DEG
 Operators:Meng Yongjian
 Test Date:2017-05-31

γ Range: 0 - 90DEG
 γ Interval: 1.0DEG
 Test System:EVERFINE GO-2000B_V1 SYSTEM V2.0.288
 Humidity:52%
 Test Distance:5.850m [K=1.0000]
 Remarks:

Planar Illuminance Curve



C Range: 0 - 360DEG
 C Interval: 15.0DEG
 Test Speed: HIGH
 Temperature: 25.3DEG
 Operators: Meng Yongjian
 Test Date: 2017-05-31

γ Range: 0 - 90DEG
 γ Interval: 1.0DEG
 Test System: EVERFINE GO-2000B_V1 SYSTEM V2.0.288
 Humidity: 52%
 Test Distance: 5.850m [K=1.0000]
 Remarks:

GONIOPHOTOMETERS SYSTEM TEST REPORT

LUMINOUS DISTRIBUTION INTENSITY DATA

Test:U:220.7V I:0.0689A P:14.54W PF:0.9555 Lamp Flux:1485.57x1 lm		
NAME: K1X70-13W-840-25D	TYPE:Downlight	SERIAL No.:
SPEC.:4000K	DIM.: φ110mm*H138mm	
MFR.: NEKO LIGHTING AG		

Table--1

UNIT: cd

C (DEG) \ γ (DEG)	0	15	30	45	60	75	90	105	120	135	150	165	180	195	210	225	240	255	270
0	7335	7332	7329	7327	7325	7322	7322	7321	7315	7314	7312	7310	7335	7332	7329	7327	7325	7322	7322
5	6881	6860	6757	6712	6644	6676	6664	6710	6712	6759	6756	6797	6845	6815	6825	6756	6753	6721	6762
10	5203	5243	5106	5083	4970	5004	4998	5117	5109	5222	5230	5313	5393	5271	5262	5126	5127	5016	5078
15	2430	2508	2414	2452	2392	2455	2416	2498	2432	2498	2445	2504	2562	2449	2465	2345	2356	2256	2310
20	746	775	742	749	718	738	724	756	725	730	699	705	712	660	670	636	648	637	698
25	227	232	223	223	215	215	214	227	228	232	220	212	211	196	194	190	196	198	219
30	105	106	104	106	103	101	103	107	108	109	105	104	106	102	101	101	103	101	106
35	62.2	61.7	61.7	62.3	62.9	62.3	62.5	62.1	60.2	58.8	59.1	61.5	62.2	60.4	60.8	60.4	61.2	60.3	61.5
40	44.9	44.9	44.5	44.3	45.0	45.6	45.0	45.0	43.4	41.9	42.7	44.2	44.6	43.8	43.9	43.1	44.0	44.1	44.4
45	35.8	36.0	35.9	35.0	35.8	36.8	36.3	36.5	35.7	33.6	34.4	35.1	35.3	35.1	35.2	34.3	35.1	35.7	35.8
50	28.2	28.8	28.9	28.8	28.7	29.3	29.2	29.3	28.6	26.9	27.1	27.6	28.0	27.5	27.8	27.6	27.9	28.3	29.0
55	21.7	22.4	22.5	22.7	22.4	22.6	22.7	22.7	22.3	21.1	21.0	21.4	21.7	21.1	21.5	21.7	21.8	22.1	22.9
60	15.3	15.9	16.0	16.4	16.1	16.3	16.3	16.5	16.1	15.7	15.4	15.3	15.4	14.9	15.2	15.4	15.5	15.5	16.0
65	8.17	8.64	8.73	9.07	9.03	9.21	9.13	9.35	9.08	9.06	8.69	8.53	8.55	8.18	8.28	8.18	8.31	8.14	8.34
70	2.50	2.79	2.84	3.08	3.12	3.27	3.22	3.36	3.21	3.21	3.03	2.99	2.99	2.80	2.83	2.67	2.68	2.53	2.63
75	0.21	0.19	0.22	0.21	0.24	0.24	0.25	0.26	0.25	0.25	0.24	0.23	0.23	0.22	0.20	0.20	0.19	0.20	0.17
80	0.12	0.10	0.12	0.10	0.13	0.11	0.14	0.11	0.14	0.11	0.13	0.11	0.11	0.12	0.10	0.12	0.10	0.12	0.10
85	0.07	0.05	0.07	0.06	0.07	0.06	0.08	0.06	0.08	0.06	0.08	0.06	0.06	0.08	0.06	0.07	0.05	0.07	0.06
90	0.05	0.05	0.05	0.05	0.05	0.05	0.05	0.05	0.05	0.05	0.05	0.05	0.05	0.05	0.05	0.05	0.05	0.06	0.06

C Range: 0 - 360DEG	γ Range: 0 - 90DEG
C Interval: 15.0DEG	γ Interval: 1.0DEG
Test Speed: HIGH	Test System:EVERFINE GO-2000B_V1 SYSTEM V2.0.288
Temperature:25.3DEG	Humidity:52%
Operators:Meng Yongjian	Test Distance:5.850m [K=1.0000]
Test Date:2017-05-31	Remarks:

GONIOPHOTOMETERS SYSTEM TEST REPORT

LUMINOUS DISTRIBUTION INTENSITY DATA

Test:U:220.7V I:0.0689A P:14.54W PF:0.9555 Lamp Flux:1485.57x1 lm		
NAME: K1X70-13W-840-25D	TYPE:Downlight	SERIAL No.:
SPEC.:4000K	DIM.: φ110mm*H138mm	
MFR.: NEKO LIGHTING AG		

Table--2

UNIT: cd

C (DEG) \ γ (DEG)	285	300	315	330	345													
0	7321	7315	7314	7312	7310													
5	6769	6828	6844	6892	6898													
10	5001	5086	5070	5227	5233													
15	2242	2304	2258	2395	2424													
20	711	731	697	738	750													
25	229	235	221	232	231													
30	107	106	99.4	102	103													
35	62.0	60.9	58.3	59.4	60.7													
40	44.6	44.3	42.1	42.8	44.7													
45	36.1	36.3	34.1	34.4	35.9													
50	29.0	28.9	26.9	27.1	27.9													
55	22.8	22.5	21.1	21.0	21.4													
60	15.9	15.8	15.2	15.2	15.2													
65	8.26	8.31	8.17	8.11	8.10													
70	2.50	2.56	2.53	2.54	2.50													
75	0.19	0.17	0.19	0.17	0.19													
80	0.12	0.09	0.11	0.09	0.12													
85	0.07	0.05	0.07	0.05	0.07													
90	0.05	0.05	0.05	0.05	0.05													

C Range: 0 - 360DEG
 C Interval: 15.0DEG
 Test Speed: HIGH
 Temperature:25.3DEG
 Operators:Meng Yongjian
 Test Date:2017-05-31

γ Range: 0 - 90DEG
 γ Interval: 1.0DEG
 Test System:EVERFINE GO-2000B_V1 SYSTEM V2.0.288
 Humidity:52%
 Test Distance:5.850m [K=1.0000]
 Remarks:

GONIOPHOTOMETERS SYSTEM TEST REPORT

Photometric Data Table [cd]

G/C	0.0	15.0	30.0	45.0	60.0	75.0	90.0	105.0	120.0	135.0
0.0	7335	7332	7329	7327	7325	7322	7322	7321	7315	7314
3.0	7158	7151	7110	7111	7077	7084	7055	7071	7051	7077
6.0	6666	6649	6523	6455	6369	6421	6419	6491	6507	6568
9.0	5673	5700	5549	5507	5388	5431	5427	5551	5553	5661
12.0	4104	4175	4052	4068	3973	4028	3992	4105	4069	4183
15.0	2430	2508	2414	2452	2392	2455	2416	2498	2432	2498
18.0	1235	1316	1231	1282	1208	1284	1226	1308	1228	1282
21.0	597.0	600.9	592.8	577.2	571.8	565.5	575.3	580.1	579.1	560.9
24.0	279.8	288.9	276.0	277.1	265.3	267.2	264.7	279.3	276.9	281.7
27.0	158.6	161.6	155.5	156.3	150.1	149.9	151.7	161.1	162.5	165.9
30.0	104.8	105.5	104.2	105.6	102.8	101.2	102.9	107.0	107.7	108.6
33.0	73.54	73.57	73.35	75.19	74.94	73.93	73.96	74.53	73.41	72.04
36.0	57.32	57.25	56.74	57.62	57.83	58.02	57.57	57.67	55.81	54.32
39.0	47.52	47.42	47.04	47.17	47.69	48.28	47.65	47.67	45.92	44.47
42.0	40.65	40.71	40.43	39.70	40.50	41.23	40.77	40.80	39.55	37.87
45.0	35.80	36.03	35.88	35.03	35.78	36.79	36.30	36.50	35.70	33.63
48.0	31.51	31.80	31.77	31.35	31.73	32.46	32.21	32.27	31.65	29.78
51.0	26.77	27.41	27.49	27.43	27.29	27.72	27.70	27.78	27.17	25.50
54.0	22.96	23.62	23.75	23.84	23.56	23.77	23.85	23.93	23.51	22.10
57.0	19.26	19.87	19.96	20.31	19.97	20.17	20.25	20.36	19.91	19.08
60.0	15.31	15.87	15.98	16.37	16.15	16.33	16.32	16.49	16.12	15.71
63.0	11.07	11.60	11.68	12.03	11.94	12.12	12.05	12.27	11.95	11.84
66.0	6.863	7.319	7.384	7.686	7.646	7.820	7.717	7.944	7.688	7.691
69.0	3.441	3.752	3.825	4.097	4.113	4.272	4.216	4.379	4.212	4.213
72.0	0.9404	1.120	1.128	1.336	1.353	1.515	1.476	1.609	1.480	1.520
75.0	0.2062	0.1944	0.2198	0.2053	0.2357	0.2358	0.2468	0.2553	0.2511	0.2509
78.0	0.1489	0.1310	0.1532	0.1333	0.1598	0.1398	0.1620	0.1442	0.1685	0.1420
81.0	0.1073	0.0852	0.1094	0.0917	0.1182	0.0961	0.1183	0.0983	0.1247	0.1005
84.0	0.0745	0.0611	0.0788	0.0590	0.0854	0.0656	0.0854	0.0655	0.0898	0.0677
87.0	0.0613	0.0525	0.0591	0.0525	0.0635	0.0503	0.0657	0.0525	0.0700	0.0525
90.0	0.0525	0.0525	0.0525	0.0525	0.0525	0.0503	0.0547	0.0525	0.0525	0.0525
G/C	150.0	165.0	180.0	195.0	210.0	225.0	240.0	255.0	270.0	285.0
0.0	7312	7310	7335	7332	7329	7327	7325	7322	7322	7321
3.0	7065	7093	7145	7135	7153	7129	7132	7102	7119	7115
6.0	6570	6614	6660	6611	6602	6515	6510	6483	6534	6529
9.0	5675	5759	5816	5715	5692	5570	5561	5477	5532	5480
12.0	4150	4239	4318	4196	4190	4059	4054	3933	3979	3894
15.0	2445	2504	2562	2449	2465	2345	2356	2256	2310	2242
18.0	1209	1236	1295	1183	1194	1123	1135	1094	1161	1153
21.0	556.5	533.5	534.7	518.7	500.8	502.8	493.7	507.9	541.0	574.8
24.0	266.7	259.6	257.4	238.3	238.2	232.0	239.7	240.7	268.5	280.8
27.0	156.8	152.0	153.2	143.3	141.5	139.4	142.9	143.5	156.7	162.9
30.0	105.4	104.0	106.0	102.2	101.3	101.2	102.6	100.6	105.9	107.1
33.0	72.24	73.63	74.97	72.64	72.44	72.18	72.72	71.44	73.27	73.01
36.0	54.76	57.04	57.70	56.21	56.54	56.22	56.94	56.23	57.15	57.15
39.0	45.19	46.92	47.39	46.46	46.56	45.90	46.68	46.61	47.00	47.16
42.0	38.70	39.89	40.17	39.73	39.79	38.94	39.81	40.21	40.38	40.69
45.0	34.38	35.15	35.33	35.14	35.22	34.32	35.13	35.71	35.80	36.08
48.0	30.27	30.78	31.09	30.83	31.02	30.47	30.95	31.51	31.82	31.91
51.0	25.73	26.19	26.53	26.04	26.40	26.32	26.51	26.99	27.66	27.71
54.0	22.10	22.53	22.85	22.24	22.69	22.89	22.94	23.33	24.06	24.03
57.0	18.82	19.06	19.25	18.70	19.06	19.35	19.35	19.61	20.27	20.19
60.0	15.35	15.35	15.44	14.92	15.24	15.37	15.50	15.55	16.04	15.91
63.0	11.47	11.33	11.36	10.95	11.07	11.08	11.20	11.10	11.41	11.31
66.0	7.357	7.259	7.245	6.946	7.037	6.927	7.041	6.879	7.036	6.960
69.0	3.999	3.954	3.953	3.714	3.759	3.592	3.634	3.458	3.573	3.439
72.0	1.385	1.400	1.422	1.264	1.252	1.116	1.086	0.9475	1.012	0.9039
75.0	0.2401	0.2336	0.2312	0.2199	0.1964	0.2044	0.1856	0.1953	0.1747	0.1907
78.0	0.1598	0.1442	0.1376	0.1510	0.1310	0.1466	0.1266	0.1422	0.1223	0.1400
81.0	0.1204	0.0983	0.0961	0.1116	0.0895	0.1073	0.0873	0.1072	0.0851	0.1029
84.0	0.0876	0.0677	0.0677	0.0810	0.0633	0.0831	0.0655	0.0810	0.0634	0.0766
87.0	0.0700	0.0525	0.0547	0.0635	0.0525	0.0656	0.0525	0.0635	0.0547	0.0613
90.0	0.0547	0.0525	0.0547	0.0547	0.0525	0.0547	0.0525	0.0568	0.0568	0.0525
G/C	300.0	315.0	330.0	345.0						
0.0	7315	7314	7312	7310						
3.0	7138	7139	7163	7155						
6.0	6605	6617	6688	6694						
9.0	5562	5550	5692	5701						
12.0	3971	3954	4112	4136						
15.0	2304	2258	2395	2424						
18.0	1183	1135	1205	1229						
21.0	576.1	563.6	578.1	588.8						

C Range: 0 - 360DEG

C Interval: 15.0DEG

Test Speed: HIGH

Temperature: 25.3DEG

Operators: Meng Yongjian

Test Date: 2017-05-31

γ Range: 0 - 90DEG

γ Interval: 1.0DEG

Test System: EVERFINE GO-2000B_V1 SYSTEM V2.0.288

Humidity: 52%

Test Distance: 5.850m [K=1.0000]

Remarks:

GONIOPHOTOMETERS SYSTEM TEST REPORT

Photometric Data Table [cd]

24.0	289.7	274.0	287.4	285.4
27.0	165.0	153.1	160.0	160.0
30.0	105.7	99.35	102.1	103.4
33.0	72.02	69.51	71.01	72.37
36.0	56.52	54.09	54.96	56.63
39.0	46.72	44.54	45.29	47.21
42.0	40.62	38.34	38.87	40.69
45.0	36.29	34.13	34.44	35.89
48.0	32.01	30.02	30.32	31.31
51.0	27.54	25.57	25.76	26.39
54.0	23.75	22.19	22.17	22.56
57.0	19.89	18.93	18.76	18.97
60.0	15.82	15.21	15.16	15.16
63.0	11.33	11.09	11.01	11.02
66.0	7.031	6.920	6.857	6.839
69.0	3.527	3.478	3.481	3.447
72.0	0.9511	0.9344	0.9384	0.9603
75.0	0.1660	0.1863	0.1703	0.1930
78.0	0.1114	0.1335	0.1157	0.1357
81.0	0.0764	0.0963	0.0764	0.1029
84.0	0.0590	0.0744	0.0590	0.0788
87.0	0.0525	0.0613	0.0525	0.0613
90.0	0.0525	0.0525	0.0525	0.0547

C Range: 0 - 360DEG
 C Interval: 15.0DEG
 Test Speed: HIGH
 Temperature: 25.3DEG
 Operators: Meng Yongjian
 Test Date: 2017-05-31

γ Range: 0 - 90DEG
 γ Interval: 1.0DEG
 Test System: EVERFINE GO-2000B_V1 SYSTEM V2.0.288
 Humidity: 52%
 Test Distance: 5.850m [K=1.0000]
 Remarks: