

LED Downlight FUSION Series FF2-4W-840-40D Specular



Light Output Ratio:	100.0%	
Luminaire Power:	5.596 W	
SHR Nominal:	0.50	Calculated using the TM5
SHR Maximum:	0.65	fine grid method.

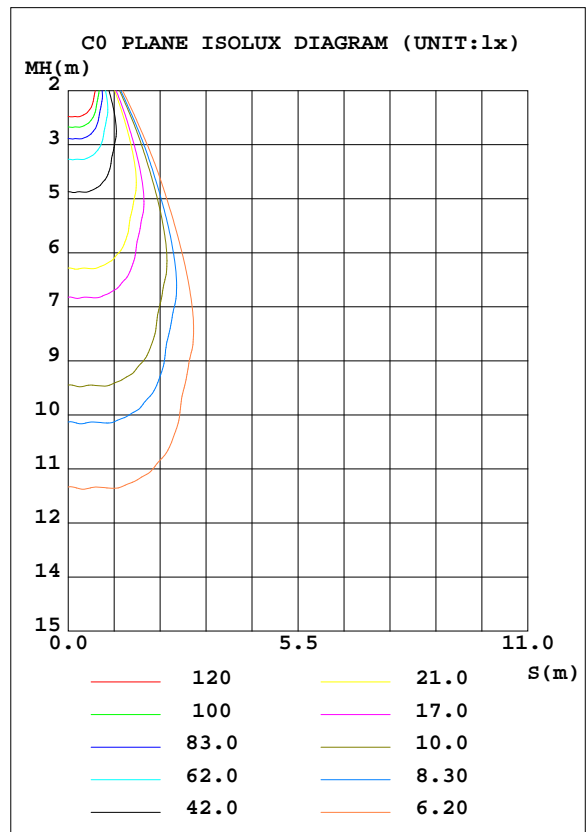
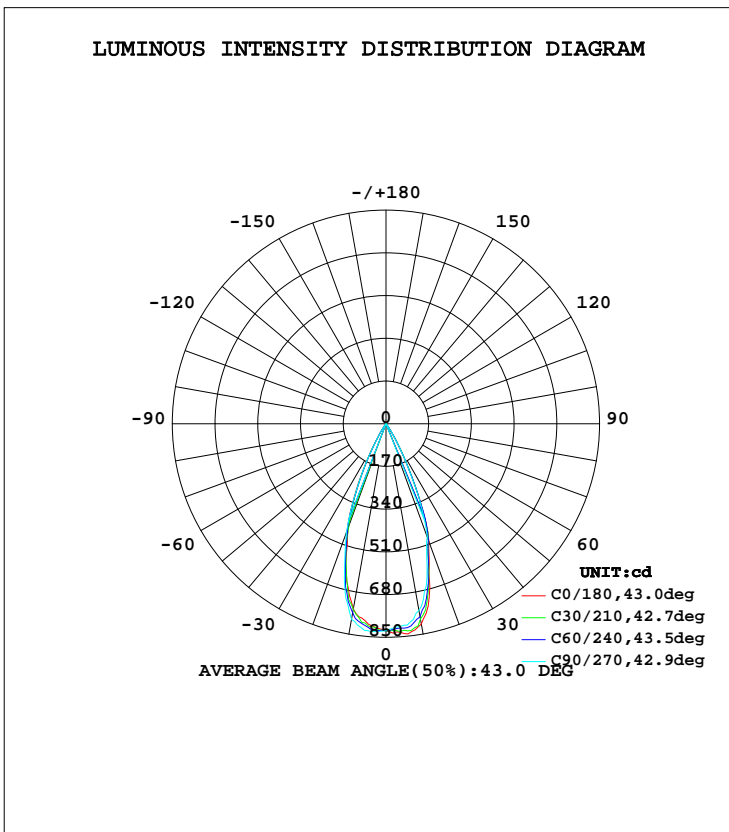
C Range: 0 - 360DEG  
C Interval: 15.0DEG  
Test Speed: HIGH  
Temperature: 25.2DEG  
Operators: Cao Chengpei  
Test Date: 2016-06-24

$\gamma$  Range: 0 - 90DEG  
 $\gamma$  Interval: 1.0DEG  
Test System: EVERFINE GO-2000B\_V1 SYSTEM V2.0.288  
Humidity: 52%  
Test Distance: 5.850m [K=1.0000]  
Remarks:

LUMINAIRE PHOTOMETRIC TEST REPORT

Test:U:220.7V I:0.0325A P:5.596W PF:0.7793 Lamp Flux:392.771x1 lm		
NAME: FF2-4W-840-40D Specular	TYPE:Downlight	SERIAL No.:
SPEC.:4000K	DIM.: L70mm*W45mm*H60mm	
MFR.: E-LITE LIGHTING CO.,LTD.		

DATA OF LAMP		PHOTOMETRIC DATA				Eff: 70.19 lm/W
MODEL	CREE-4000K	I <sub>max</sub> (cd)	843.8	S/MH(C0/180)	0.65	
NOMINAL POWER(W)	6.0	LOR(%)	100.0	S/MH(C90/270)	0.64	
RATED VOLTAGE(V)	220	TOTAL FLUX(lm)	392.77	η UP, DN(C0-180)	0.0, 50.7	
NOMINAL FLUX(lm)	392.771	CIE CLASS	DIRECT	η UP, DN(C180-360)	0.0, 49.3	
LAMPS INSIDE	1	η up(%)	0.0	CIBSE SHR NOM	0.50	
TEST VOLTAGE(V)	220	η down(%)	100.0	CIBSE SHR MAX	0.65	



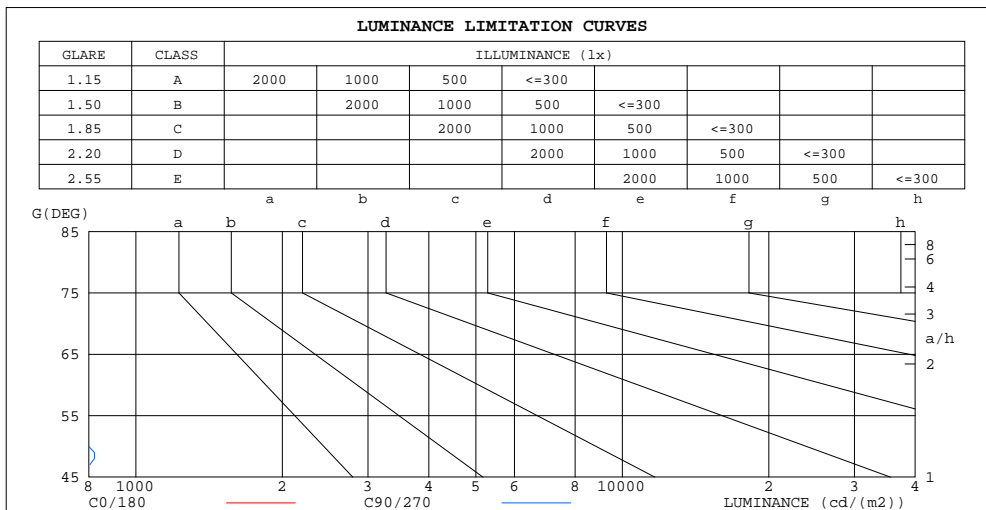
C Range: 0 - 360DEG  
C Interval: 15.0DEG  
Test Speed: HIGH  
Temperature:25.2DEG  
Operators:Cao Chengpei  
Test Date:2016-06-24

γ Range: 0 - 90DEG  
γ Interval: 1.0DEG  
Test System:EVERFINE GO-2000B\_V1 SYSTEM V2.0.288  
Humidity:52%  
Test Distance:5.850m [K=1.0000]  
Remarks:

**ZONAL FLUX DIAGRAM  
AND LUMINANCE LIMITATION CURVES**

**ZONAL FLUX DIAGRAM:**

$\gamma$	C0	C45	C90	C135	C180	C225	C270	C315	$\gamma$	$\Phi$ zone	$\Phi$ total	$\Phi$ lum, lamp
10	809.7	793.5	754.0	743.1	748.1	754.5	790.4	802.5	0- 10	76.75	76.75	19.5,19.5
20	499.3	477.4	481.1	450.2	444.5	447.5	461.9	481.4	10- 20	173.8	250.5	63.8,63.8
30	98.63	107.8	102.8	99.67	92.27	82.39	84.63	90.64	20- 30	120.8	371.3	94.5,94.5
40	6.595	8.289	8.156	7.938	7.013	5.036	4.851	5.400	30- 40	19.35	390.7	99.5,99.5
50	0.7462	1.286	1.620	1.232	0.8277	0.5735	0.4022	0.5052	40- 50	1.536	392.2	99.9,99.9
60	0.1729	0.3020	0.3545	0.2253	0.1147	0.1216	0.0829	0.1365	50- 60	0.4552	392.6	100,100
70	0.0490	0.0468	0.0661	0.0277	0.0106	0.0405	0.0277	0.0448	60- 70	0.0850	392.7	100,100
80	0.0149	0.0107	0.0277	0.0107	0.0085	0.0213	0.0021	0.0234	70- 80	0.0266	392.8	100,100
90	0.0149	0.0107	0.0128	0.0107	0.0085	0.0085	0.0021	0.0085	80- 90	0.0137	392.8	100,100
100									90-100			
110									100-110			
120									110-120			
130									120-130			
140									130-140			
150									140-150			
160									150-160			
170									160-170			
180									170-180			
DEG	LUMINOUS INTENSITY:cd									UNIT:lm		



LUMINANCE cd/(m2)		
G(DEG)	C0/180	C90/270
85	54	62
80	27	51
75	39	47
70	45	61
65	63	93
60	110	225
55	230	517
50	369	800
45	419	892

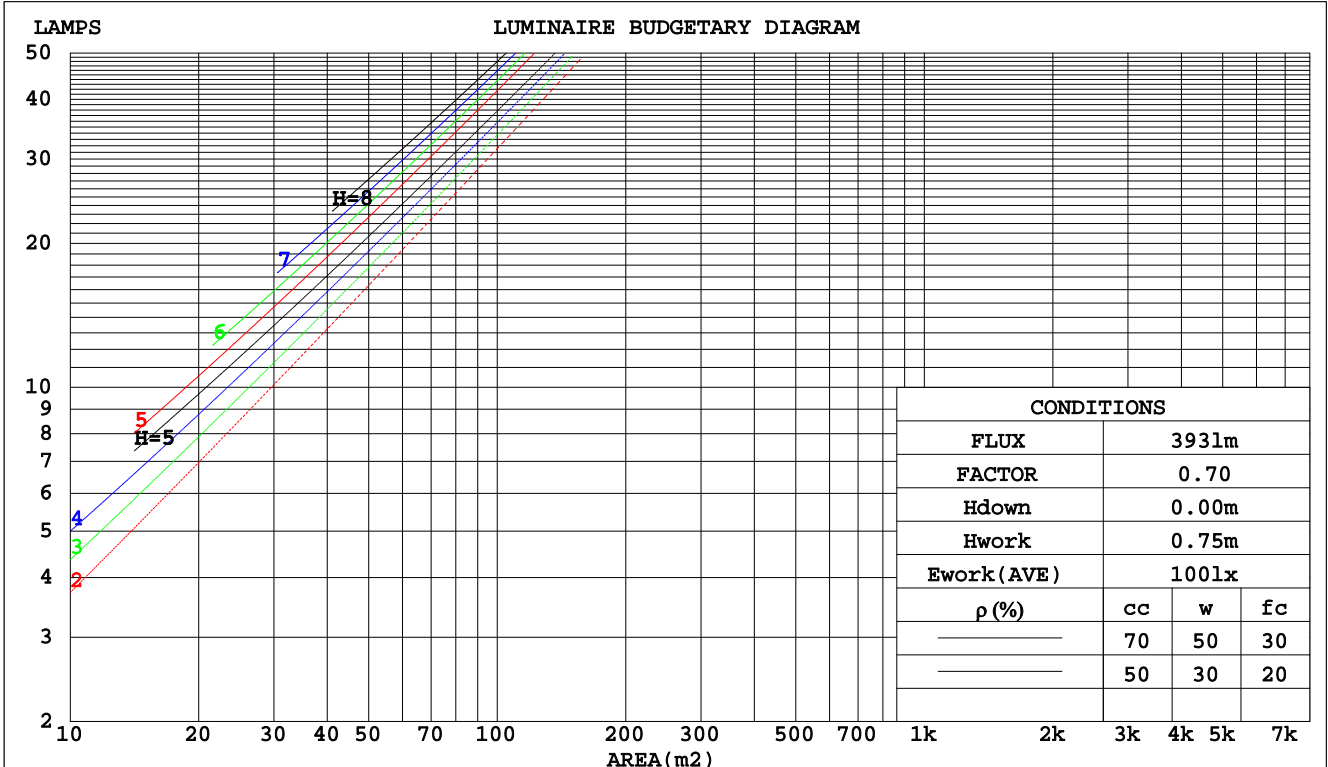
C Range: 0 - 360DEG  
C Interval: 15.0DEG  
Test Speed: HIGH  
Temperature:25.2DEG  
Operators:Cao Chengpei  
Test Date:2016-06-24

$\gamma$  Range: 0 - 90DEG  
 $\gamma$  Interval: 1.0DEG  
Test System:EVERFINE GO-2000B\_V1 SYSTEM V2.0.288  
Humidity:52%  
Test Distance:5.850m [K=1.0000]  
Remarks:

**CU AND LUMINAIRE BUDGETARY ESTIMATE DIAGRAM**

Test:U:220.7V I:0.0325A P:5.596W PF:0.7793 Lamp Flux:392.771x1 lm		
NAME: FF2-4W-840-40D Specular	TYPE:Downlight	SERIAL No.:
SPEC.:4000K	DIM.: L70mm*W45mm*H60mm	
MFR.: E-LITE LIGHTING CO.,LTD.		

pcc	80%			70%			50%			30%			10%			0
	50%	30%	10%	50%	30%	10%	50%	30%	10%	50%	30%	10%	50%	30%	10%	0
pw																0
pfc	20%			20%			20%			20%			20%			0
RCR	RCR:Room Cavity Ratio															
	Coefficients of Utilization(CU)															
0.0	1.19	1.19	1.19	1.16	1.16	1.16	1.11	1.11	1.11	1.06	1.06	1.06	1.02	1.02	1.02	.00
1.0	1.12	1.10	1.08	1.10	1.08	1.07	1.06	1.05	1.03	1.02	1.01	1.00	.99	.98	.97	.96
2.0	1.06	1.03	1.00	1.04	1.01	.99	1.01	.99	.97	.98	.96	.95	.96	.94	.93	.91
3.0	1.01	.97	.94	.99	.96	.93	.97	.94	.91	.95	.92	.90	.92	.90	.89	.87
4.0	.96	.91	.88	.95	.91	.88	.93	.89	.87	.91	.88	.86	.89	.87	.85	.83
5.0	.92	.87	.83	.91	.86	.83	.89	.85	.82	.87	.84	.82	.86	.83	.81	.80
6.0	.88	.83	.79	.87	.82	.79	.85	.81	.79	.84	.81	.78	.83	.80	.78	.76
7.0	.84	.79	.76	.83	.79	.75	.82	.78	.75	.81	.77	.75	.80	.77	.74	.73
8.0	.80	.76	.72	.80	.75	.72	.79	.75	.72	.78	.74	.72	.77	.74	.71	.70
9.0	.77	.72	.69	.77	.72	.69	.76	.72	.69	.75	.71	.69	.74	.71	.69	.67
10.0	.74	.70	.66	.74	.69	.66	.73	.69	.66	.72	.69	.66	.72	.68	.66	.65



C Range: 0 - 360DEG  
 C Interval: 15.0DEG  
 Test Speed: HIGH  
 Temperature:25.2DEG  
 Operators:Cao Chengpei  
 Test Date:2016-06-24

γ Range: 0 - 90DEG  
 γ Interval: 1.0DEG  
 Test System:EVERFINE GO-2000B\_V1 SYSTEM V2.0.288  
 Humidity:52%  
 Test Distance:5.850m [K=1.0000]  
 Remarks:

WEC AND CCEC

Test:U:220.7V I:0.0325A P:5.596W PF:0.7793 Lamp Flux:392.771x1 lm		
NAME: FF2-4W-840-40D Specular	TYPE:Downlight	SERIAL No.:
SPEC.:4000K	DIM.: L70mm*W45mm*H60mm	
MFR.: E-LITE LIGHTING CO.,LTD.		

ρcc	80%			70%			50%			30%			10%			0
ρw	50%	30%	10%	50%	30%	10%	50%	30%	10%	50%	30%	10%	50%	30%	10%	0
ρfc	20%			20%			20%			20%			20%			0
RCR	RCR:Room Cavity Ratio						Wall Exitance Coefficients(WEC)									
0.0																
1.0	.150	.085	.027	.144	.082	.026	.131	.075	.024	.120	.069	.022	.109	.063	.020	
2.0	.141	.077	.024	.135	.075	.023	.125	.070	.022	.116	.065	.020	.107	.060	.019	
3.0	.133	.071	.021	.128	.069	.021	.119	.065	.020	.111	.061	.019	.104	.058	.018	
4.0	.126	.065	.019	.122	.064	.019	.114	.061	.018	.107	.058	.017	.101	.055	.017	
5.0	.119	.061	.018	.116	.059	.017	.109	.057	.017	.104	.055	.016	.098	.052	.016	
6.0	.114	.057	.016	.111	.056	.016	.105	.054	.016	.100	.052	.015	.095	.050	.015	
7.0	.109	.054	.015	.106	.053	.015	.101	.051	.015	.097	.050	.014	.092	.048	.014	
8.0	.104	.051	.014	.102	.050	.014	.098	.049	.014	.094	.047	.014	.090	.046	.013	
9.0	.100	.048	.013	.098	.048	.013	.094	.047	.013	.091	.045	.013	.087	.044	.013	
10.0	.096	.046	.013	.094	.046	.013	.091	.045	.013	.088	.044	.012	.085	.043	.012	

ρcc	80%			70%			50%			30%			10%			0
ρw	50%	30%	10%	50%	30%	10%	50%	30%	10%	50%	30%	10%	50%	30%	10%	0
ρfc	20%			20%			20%			20%			20%			0
RCR	RCR:Room Cavity Ratio						Ceiling Cavity Exitance Coefficients(CCEC)									
0.0	.190	.190	.190	.163	.163	.163	.111	.111	.111	.064	.064	.064	.020	.020	.020	
1.0	.169	.158	.147	.145	.135	.126	.099	.093	.087	.057	.054	.051	.018	.017	.016	
2.0	.152	.133	.116	.130	.114	.101	.089	.079	.070	.051	.046	.041	.017	.015	.013	
3.0	.138	.113	.094	.118	.098	.081	.081	.068	.057	.047	.040	.034	.015	.013	.011	
4.0	.126	.098	.077	.108	.085	.067	.075	.059	.047	.043	.035	.028	.014	.011	.009	
5.0	.117	.086	.064	.100	.075	.055	.069	.052	.039	.040	.031	.023	.013	.010	.008	
6.0	.108	.076	.054	.093	.066	.047	.064	.046	.033	.037	.027	.020	.012	.009	.006	
7.0	.101	.069	.046	.087	.059	.040	.060	.042	.028	.035	.025	.017	.011	.008	.006	
8.0	.095	.062	.039	.082	.054	.034	.057	.038	.024	.033	.022	.014	.011	.007	.005	
9.0	.090	.057	.034	.078	.049	.030	.054	.035	.021	.031	.020	.013	.010	.007	.004	
10.0	.085	.052	.030	.074	.045	.026	.051	.032	.018	.030	.019	.011	.010	.006	.004	

C Range: 0 - 360DEG  
 C Interval: 15.0DEG  
 Test Speed: HIGH  
 Temperature:25.2DEG  
 Operators:Cao Chengpei  
 Test Date:2016-06-24

γ Range: 0 - 90DEG  
 γ Interval: 1.0DEG  
 Test System:EVERFINE GO-2000B\_V1 SYSTEM V2.0.288  
 Humidity:52%  
 Test Distance:5.850m [K=1.0000]  
 Remarks:

UGR(Unified Glare Rating) Table

Test:U:220.7V I:0.0325A P:5.596W PF:0.7793 Lamp Flux:392.771x1 lm		
NAME: FF2-4W-840-40D Specular	TYPE:Downlight	SERIAL No.:
SPEC.:4000K	DIM.: L70mm*W45mm*H60mm	
MFR.: E-LITE LIGHTING CO.,LTD.		

ceiling/cavity	0.7	0.7	0.5	0.5	0.3	0.7	0.7	0.5	0.5	0.3
walls	0.5	0.3	0.5	0.3	0.3	0.5	0.3	0.5	0.3	0.3
working plane	0.2	0.2	0.2	0.2	0.2	0.2	0.2	0.2	0.2	0.2
Room dimensions	Viewed crosswise					Viewed endwise				
x = 2H y = 2H	6.7	7.4	6.9	7.6	7.8	7.1	7.9	7.3	8.0	8.2
3H	6.5	7.2	6.8	7.4	7.6	7.0	7.7	7.2	7.8	8.0
4H	6.4	7.1	6.7	7.3	7.5	6.9	7.5	7.1	7.8	8.0
6H	6.4	7.0	6.6	7.2	7.5	6.8	7.4	7.1	7.6	7.9
8H	6.3	6.9	6.6	7.2	7.4	6.7	7.3	7.0	7.6	7.8
12H	6.3	6.8	6.6	7.1	7.4	6.7	7.3	7.0	7.5	7.8
4H 2H	6.5	7.1	6.7	7.3	7.5	6.9	7.5	7.1	7.8	8.0
3H	6.3	6.9	6.6	7.1	7.4	6.7	7.3	7.0	7.5	7.8
4H	6.2	6.7	6.5	7.0	7.3	6.6	7.1	7.0	7.4	7.7
6H	6.1	6.5	6.5	6.9	7.2	6.5	7.0	6.9	7.3	7.6
8H	6.0	6.5	6.4	6.8	7.2	6.5	6.9	6.8	7.2	7.6
12H	6.0	6.4	6.4	6.7	7.1	6.4	6.8	6.8	7.2	7.6
8H 4H	6.0	6.5	6.4	6.8	7.2	6.5	6.9	6.8	7.2	7.6
6H	5.9	6.3	6.3	6.7	7.1	6.4	6.7	6.8	7.1	7.5
8H	5.9	6.2	6.3	6.6	7.0	6.3	6.6	6.7	7.0	7.5
12H	5.8	6.1	6.3	6.5	7.0	6.2	6.5	6.7	6.9	7.4
12H 4H	6.0	6.4	6.4	6.7	7.1	6.4	6.8	6.8	7.2	7.6
6H	5.9	6.2	6.3	6.6	7.0	6.3	6.6	6.7	7.0	7.5
8H	5.8	6.1	6.3	6.5	7.0	6.2	6.5	6.7	6.9	7.4
Variations with the observer position at spacings:										
S = 1.0H	+ 3.9 / -13.6					+ 4.3 / -10.5				
1.5H	+ 6.5 / - 9.8					+ 6.7 / - 7.9				
2.0H	+ 3.0 / - 6.1					+ 3.2 / - 7.8				

CIE Pub.117 Corrected 392.8 lm Total Lamp Luminous Flux. (8log(F/F0) = -3.2)

C Range: 0 - 360DEG  
 C Interval: 15.0DEG  
 Test Speed: HIGH  
 Temperature:25.2DEG  
 Operators:Cao Chengpei  
 Test Date:2016-06-24

γ Range: 0 - 90DEG  
 γ Interval: 1.0DEG  
 Test System:EVERFINE GO-2000B\_V1 SYSTEM V2.0.288  
 Humidity:52%  
 Test Distance:5.850m [K=1.0000]  
 Remarks:

**UTILIZATION FACTORS TABLE**

Test:U:220.7V I:0.0325A P:5.596W PF:0.7793 Lamp Flux:392.771x1 lm		
NAME: FF2-4W-840-40D Specular	TYPE:Downlight	SERIAL No.:
SPEC.:4000K	DIM.: L70mm*W45mm*H60mm	
MFR.: E-LITE LIGHTING CO.,LTD.		

REFLECTANCE										
Ceiling	0.8	0.8	0.8	0.7	0.7	0.7	0.5	0.5	0.5	0
Walls	0.7	0.5	0.3	0.7	0.5	0.3	0.7	0.5	0.3	0
Working plane	0.2	0.2	0.2	0.2	0.2	0.2	0.2	0.2	0.2	0
ROOM INDEX	UTILIZATION FACTORS(PERCENT) $k(RI) \times RCR = 5$									
k = 0.60	91	86	82	91	85	82	90	85	82	79
0.80	98	93	90	98	93	90	96	92	89	86
1.00	102	97	94	101	96	93	100	96	93	89
1.25	105	101	98	104	100	97	103	99	97	93
1.50	108	104	101	107	103	100	104	101	99	95
2.00	110	106	103	109	105	103	106	103	101	96
2.50	111	108	105	110	107	104	107	104	103	97
3.00	113	110	107	111	108	106	108	106	104	98
4.00	115	112	110	113	111	109	109	107	106	99
5.00	116	114	112	114	112	111	110	109	107	100
ROOM INDEX	UF(total)									Direct
According to DIN EN 13032-2 2004			Suspended				SHRNOM = 1.25			

C Range: 0 - 360DEG  
 C Interval: 15.0DEG  
 Test Speed: HIGH  
 Temperature:25.2DEG  
 Operators:Cao Chengpei  
 Test Date:2016-06-24

$\gamma$  Range: 0 - 90DEG  
 $\gamma$  Interval: 1.0DEG  
 Test System:EVERFINE GO-2000B\_V1 SYSTEM V2.0.288  
 Humidity:52%  
 Test Distance:5.850m [K=1.0000]  
 Remarks:

**ISOCANDELA DIAGRAM**

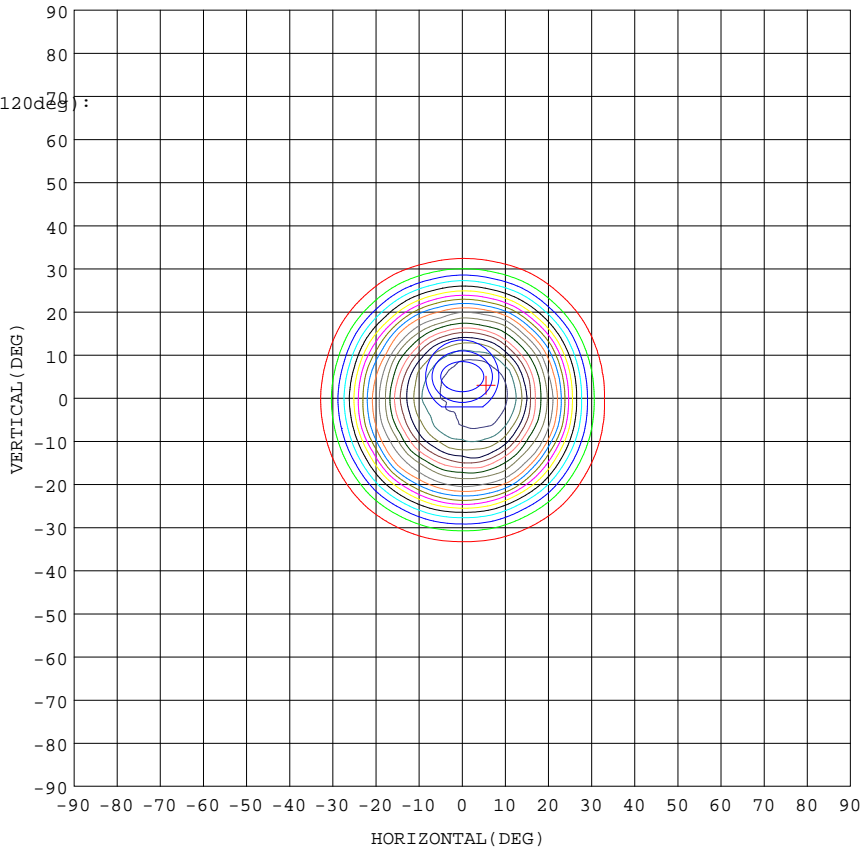
Test:U:220.7V I:0.0325A P:5.596W PF:0.7793 Lamp Flux:392.77lx1 lm		
NAME: FF2-4W-840-40D Specular	TYPE:Downlight	SERIAL No.:
SPEC.:4000K	DIM.: L70mm*W45mm*H60mm	
MFR.: E-LITE LIGHTING CO.,LTD.		

Conical surface Flux(90deg):

391.78 lm  
%lum = 99.7%  
%lamp = 99.7%

Conical surface Flux(120deg):

392.65 lm  
%lum = 100.0%  
%lamp = 100.0%



1. AVG=820.9,MIN=791.0
2. AVG=812.3,MIN=755.7
3. AVG=798.5,MIN=694.5

Imax:843.2(H5.5,V3.0)  
(At:C=330.0,Gamma=6.0)  
UNIT: cd

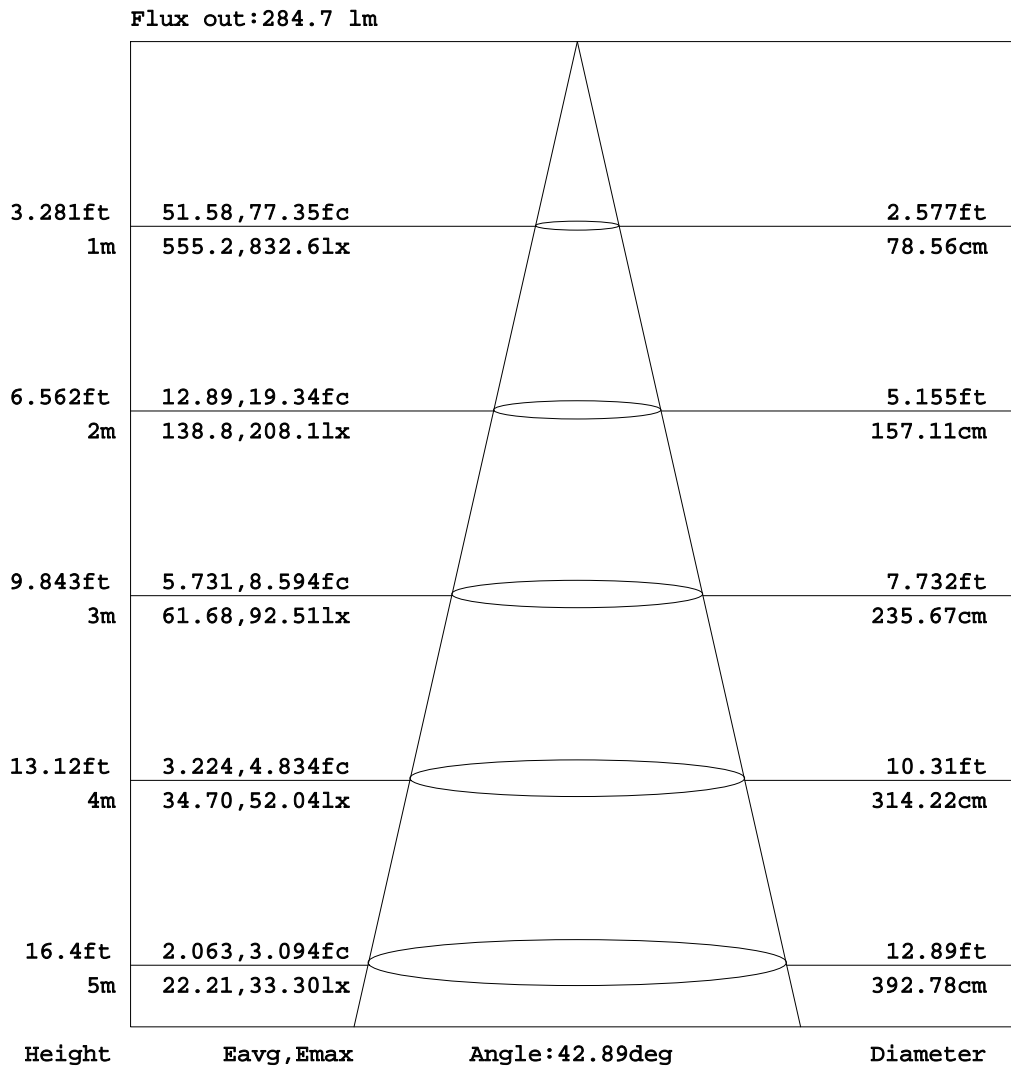
C Range: 0 - 360DEG  
C Interval: 15.0DEG  
Test Speed: HIGH  
Temperature:25.2DEG  
Operators:Cao Chengpei  
Test Date:2016-06-24

γ Range: 0 - 90DEG  
γ Interval: 1.0DEG  
Test System:EVERFINE GO-2000B\_V1 SYSTEM V2.0.288  
Humidity:52%  
Test Distance:5.850m [K=1.0000]  
Remarks:



**AAI Figure**

Test:U:220.7V I:0.0325A P:5.596W PF:0.7793 Lamp Flux:392.77lx1 lm		
NAME: FF2-4W-840-40D Specular	TYPE:Downlight	SERIAL No.:
SPEC.:4000K	DIM.: L70mm*W45mm*H60mm	
MFR.: E-LITE LIGHTING CO.,LTD.		



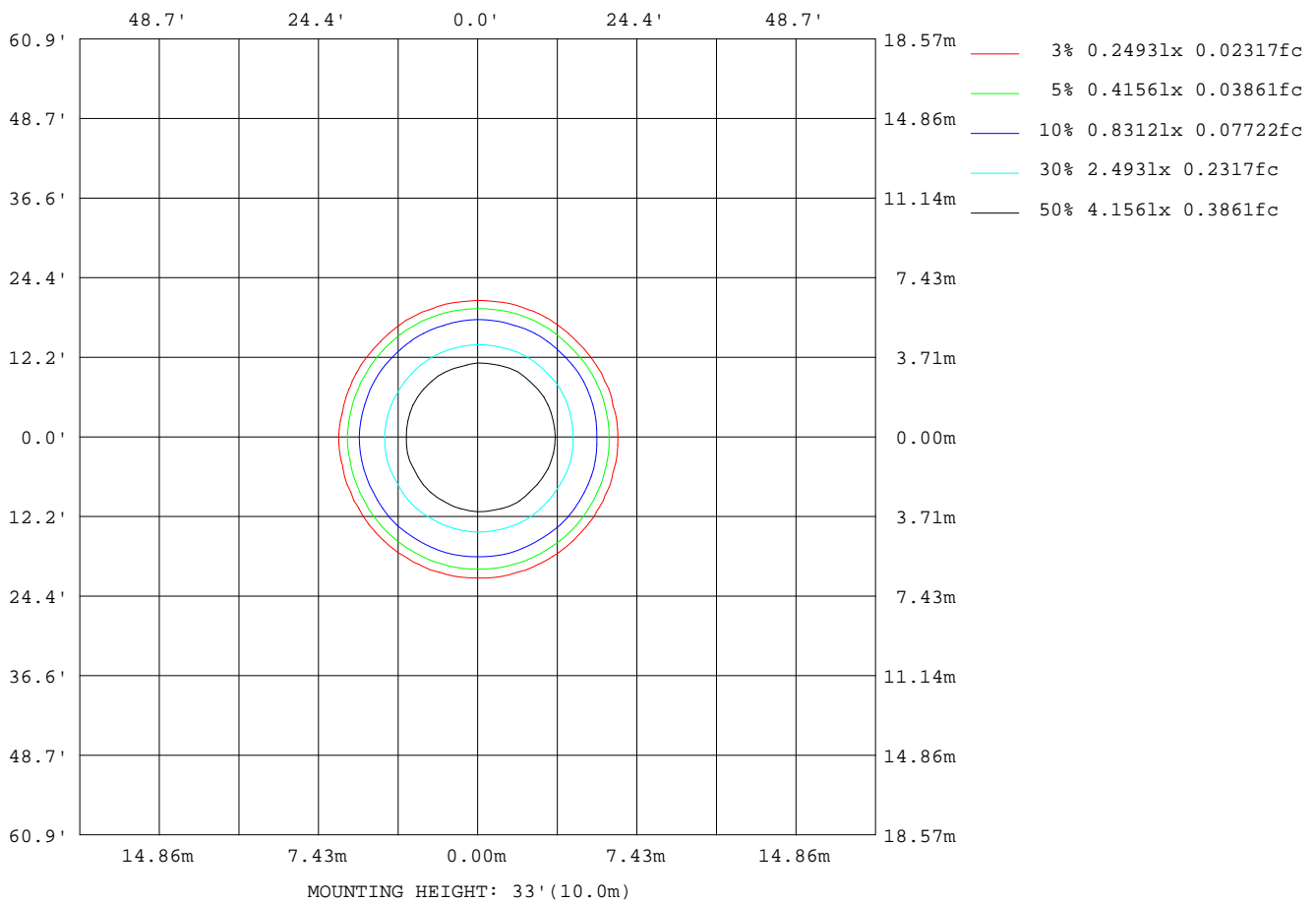
Note:The Curves indicate the illuminated area and the average illumination when the luminaire is at different distance.

C Range: 0 - 360DEG  
C Interval: 15.0DEG  
Test Speed: HIGH  
Temperature:25.2DEG  
Operators:Cao Chengpei  
Test Date:2016-06-24

γ Range: 0 - 90DEG  
γ Interval: 1.0DEG  
Test System:EVERFINE GO-2000B\_V1 SYSTEM V2.0.288  
Humidity:52%  
Test Distance:5.850m [K=1.0000]  
Remarks:

**ISOLUX DIAGRAM**

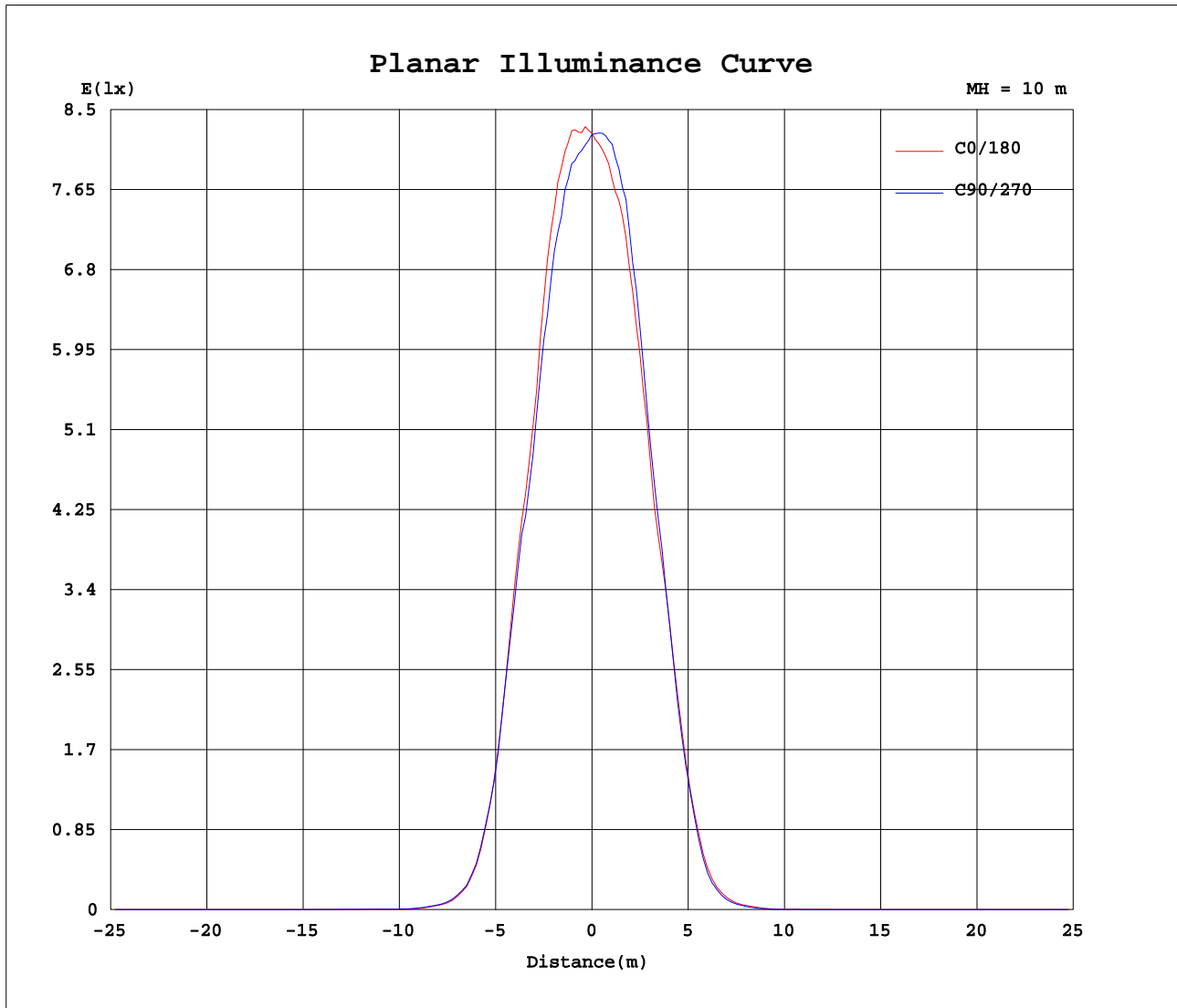
Test:U:220.7V I:0.0325A P:5.596W PF:0.7793 Lamp Flux:392.771x1 lm		
NAME: FF2-4W-840-40D Specular	TYPE:Downlight	SERIAL No.:
SPEC.:4000K	DIM.: L70mm*W45mm*H60mm	
MFR.: E-LITE LIGHTING CO.,LTD.		



C Range: 0 - 360DEG  
 C Interval: 15.0DEG  
 Test Speed: HIGH  
 Temperature:25.2DEG  
 Operators:Cao Chengpei  
 Test Date:2016-06-24

γ Range: 0 - 90DEG  
 γ Interval: 1.0DEG  
 Test System:EVERFINE GO-2000B\_V1 SYSTEM V2.0.288  
 Humidity:52%  
 Test Distance:5.850m [K=1.0000]  
 Remarks:

Planar Illuminance Curve



C Range: 0 - 360DEG  
 C Interval: 15.0DEG  
 Test Speed: HIGH  
 Temperature: 25.2DEG  
 Operators: Cao Chengpei  
 Test Date: 2016-06-24

$\gamma$  Range: 0 - 90DEG  
 $\gamma$  Interval: 1.0DEG  
 Test System: EVERFINE GO-2000B\_V1 SYSTEM V2.0.288  
 Humidity: 52%  
 Test Distance: 5.850m [K=1.0000]  
 Remarks:





Photometric Data Table [cd]

G/C	0.0	15.0	30.0	45.0	60.0	75.0	90.0	105.0	120.0	135.0
0.0	824.9	824.4	824.6	824.0	824.2	823.7	823.8	823.3	823.2	823.0
3.0	829.0	831.1	824.6	820.3	816.0	813.7	810.0	808.9	805.0	805.2
6.0	841.1	833.0	829.0	821.0	815.7	806.6	805.7	796.6	795.2	793.3
9.0	818.3	819.3	815.1	801.3	787.5	779.9	764.6	770.5	765.5	761.6
12.0	771.3	762.0	757.5	748.6	741.4	721.8	715.7	715.1	699.7	702.7
15.0	674.7	664.6	659.0	661.3	653.0	643.4	631.1	617.6	613.4	611.5
18.0	555.6	557.2	541.4	548.6	541.9	531.7	525.4	515.1	502.9	506.4
21.0	465.6	466.7	465.5	459.9	462.3	451.6	446.8	437.3	428.9	436.9
24.0	327.9	336.5	322.6	326.1	333.2	326.1	325.2	317.0	309.1	311.7
27.0	191.6	197.9	199.5	201.6	194.7	196.1	189.8	192.2	191.0	189.3
30.0	98.63	103.5	104.2	107.8	104.1	106.6	102.8	103.7	99.96	99.67
33.0	41.92	44.02	43.93	45.99	45.80	46.18	44.57	45.13	43.46	42.82
36.0	18.43	20.11	20.25	21.27	20.88	21.43	20.57	20.66	19.64	19.49
39.0	8.983	9.566	9.703	10.14	10.07	10.28	10.16	10.34	10.11	10.05
42.0	2.911	3.493	3.819	4.293	4.241	4.532	4.287	4.308	3.979	3.893
45.0	0.9344	1.126	1.405	1.712	1.854	2.017	1.986	1.985	1.805	1.672
48.0	0.8354	0.9519	1.159	1.374	1.574	1.700	1.732	1.670	1.562	1.386
51.0	0.6867	0.7896	0.9851	1.205	1.401	1.518	1.518	1.432	1.297	1.130
54.0	0.4844	0.5681	0.7232	0.8853	1.020	1.111	1.088	1.015	0.8963	0.7788
57.0	0.2967	0.3382	0.4568	0.5531	0.6340	0.6806	0.6639	0.6083	0.5338	0.4551
60.0	0.1729	0.1850	0.2668	0.3020	0.3502	0.3614	0.3545	0.3125	0.2819	0.2253
63.0	0.1088	0.1021	0.1516	0.1595	0.1859	0.1765	0.1837	0.1467	0.1474	0.1021
66.0	0.0747	0.0639	0.0961	0.0872	0.1089	0.0936	0.1025	0.0787	0.0896	0.0638
69.0	0.0512	0.0405	0.0682	0.0574	0.0747	0.0574	0.0704	0.0447	0.0618	0.0361
72.0	0.0384	0.0298	0.0512	0.0341	0.0576	0.0340	0.0554	0.0319	0.0490	0.0277
75.0	0.0320	0.0212	0.0384	0.0255	0.0406	0.0319	0.0385	0.0234	0.0363	0.0128
78.0	0.0234	0.0128	0.0320	0.0128	0.0341	0.0107	0.0298	0.0107	0.0277	0.0107
81.0	0.0149	0.0128	0.0256	0.0107	0.0256	0.0107	0.0235	0.0107	0.0256	0.0107
84.0	0.0149	0.0128	0.0213	0.0107	0.0107	0.0107	0.0171	0.0107	0.0192	0.0107
87.0	0.0149	0.0128	0.0170	0.0107	0.0150	0.0107	0.0149	0.0107	0.0170	0.0107
90.0	0.0149	0.0128	0.0149	0.0107	0.0128	0.0107	0.0128	0.0107	0.0149	0.0107
G/C	150.0	165.0	180.0	195.0	210.0	225.0	240.0	255.0	270.0	285.0
0.0	822.6	822.9	824.9	824.4	824.6	824.0	824.2	823.7	823.8	823.0
3.0	806.8	808.6	811.5	808.5	811.1	819.4	820.7	820.8	828.3	832.0
6.0	786.6	791.9	789.1	793.9	797.7	806.1	807.2	818.4	826.9	828.0
9.0	751.6	754.5	765.0	766.5	766.6	777.1	784.1	796.6	796.8	804.6
12.0	699.1	687.7	700.9	701.1	715.8	710.2	723.1	724.3	734.0	738.5
15.0	607.2	609.0	611.3	613.1	610.4	615.8	626.9	630.9	642.0	651.1
18.0	496.3	504.4	497.7	502.1	511.2	512.5	511.4	509.4	526.4	527.7
21.0	425.6	419.9	416.8	408.2	401.1	417.8	419.0	410.7	419.1	427.0
24.0	296.5	308.4	298.9	294.7	287.5	279.9	283.9	283.6	288.8	293.8
27.0	182.0	178.9	181.5	174.8	174.9	170.5	173.3	171.1	177.6	175.2
30.0	92.19	91.25	92.27	86.32	86.49	82.39	84.14	82.00	84.63	85.04
33.0	39.96	39.59	40.05	36.92	36.95	35.23	35.88	34.98	36.25	36.56
36.0	18.05	17.77	17.67	16.34	16.18	14.97	15.11	14.28	14.71	14.48
39.0	9.489	9.262	9.090	8.228	7.879	7.036	6.851	6.353	6.610	6.651
42.0	3.522	3.408	3.315	2.802	2.554	2.192	2.106	1.920	2.019	1.980
45.0	1.418	1.241	1.090	0.9403	0.8241	0.7368	0.6388	0.6084	0.5706	0.5896
48.0	1.225	1.056	0.9601	0.8503	0.7345	0.6521	0.5556	0.5179	0.4768	0.4987
51.0	0.9684	0.8214	0.7467	0.6696	0.5957	0.5266	0.4425	0.4051	0.3680	0.3838
54.0	0.6509	0.5339	0.4784	0.4438	0.4062	0.3647	0.3021	0.2815	0.2446	0.2688
57.0	0.3673	0.2764	0.2486	0.2433	0.2296	0.2176	0.1764	0.1728	0.1468	0.1706
60.0	0.1837	0.1275	0.1147	0.1280	0.1148	0.1216	0.0957	0.1045	0.0829	0.1067
63.0	0.1003	0.0637	0.0573	0.0747	0.0595	0.0810	0.0595	0.0746	0.0511	0.0746
66.0	0.0619	0.0319	0.0298	0.0512	0.0341	0.0575	0.0404	0.0597	0.0361	0.0533
69.0	0.0448	0.0255	0.0128	0.0362	0.0298	0.0448	0.0319	0.0469	0.0277	0.0426
72.0	0.0363	0.0128	0.0085	0.0320	0.0149	0.0341	0.0170	0.0384	0.0170	0.0405
75.0	0.0298	0.0128	0.0085	0.0235	0.0106	0.0299	0.0085	0.0298	0.0106	0.0298
78.0	0.0256	0.0128	0.0085	0.0171	0.0064	0.0234	0.0043	0.0234	0.0021	0.0256
81.0	0.0235	0.0128	0.0085	0.0170	0.0064	0.0171	0.0043	0.0171	0.0021	0.0192
84.0	0.0192	0.0128	0.0085	0.0170	0.0064	0.0170	0.0043	0.0149	0.0021	0.0149
87.0	0.0170	0.0128	0.0085	0.0149	0.0064	0.0128	0.0043	0.0128	0.0021	0.0128
90.0	0.0149	0.0128	0.0085	0.0107	0.0064	0.0085	0.0043	0.0085	0.0021	0.0064
G/C	300.0	315.0	330.0	345.0						
0.0	823.2	823.0	822.6	822.9						
3.0	835.2	829.8	831.1	833.2						
6.0	832.4	841.3	843.8	840.3						
9.0	815.4	821.1	828.3	826.0						
12.0	758.3	766.6	767.2	770.4						
15.0	663.0	661.7	670.3	666.3						
18.0	550.1	551.4	556.5	558.6						
21.0	447.9	441.3	457.8	452.1						

C Range: 0 - 360DEG  
C Interval: 15.0DEG  
Test Speed: HIGH  
Temperature: 25.2DEG  
Operators: Cao Chengpei  
Test Date: 2016-06-24

γ Range: 0 - 90DEG  
γ Interval: 1.0DEG  
Test System: EVERFINE GO-2000B\_V1 SYSTEM V2.0.288  
Humidity: 52%  
Test Distance: 5.850m [K=1.0000]  
Remarks:

Photometric Data Table [cd]

24.0	308.7	311.1	330.4	326.0
27.0	186.6	188.2	194.1	194.8
30.0	90.68	90.64	97.61	98.81
33.0	38.45	37.96	40.58	41.32
36.0	15.59	15.88	17.63	17.91
39.0	7.354	7.626	8.343	8.654
42.0	2.176	2.247	2.548	2.683
45.0	0.5983	0.6567	0.7385	0.7959
48.0	0.5045	0.5754	0.6195	0.7075
51.0	0.3979	0.4648	0.5128	0.5863
54.0	0.2808	0.3391	0.3723	0.4223
57.0	0.1744	0.2197	0.2360	0.2603
60.0	0.1021	0.1365	0.1318	0.1536
63.0	0.0638	0.0875	0.0744	0.0939
66.0	0.0404	0.0597	0.0404	0.0640
69.0	0.0320	0.0469	0.0298	0.0511
72.0	0.0276	0.0384	0.0276	0.0384
75.0	0.0085	0.0298	0.0127	0.0298
78.0	0.0043	0.0256	0.0085	0.0235
81.0	0.0043	0.0234	0.0085	0.0192
84.0	0.0043	0.0170	0.0085	0.0149
87.0	0.0043	0.0149	0.0085	0.0128
90.0	0.0043	0.0085	0.0085	0.0064

C Range: 0 - 360DEG  
C Interval: 15.0DEG  
Test Speed: HIGH  
Temperature: 25.2DEG  
Operators: Cao Chengpei  
Test Date: 2016-06-24

γ Range: 0 - 90DEG  
γ Interval: 1.0DEG  
Test System: EVERFINE GO-2000B\_V1 SYSTEM V2.0.288  
Humidity: 52%  
Test Distance: 5.850m [K=1.0000]  
Remarks: