

LED Downlight FUSION Series FF10-22W-830-40D Specular



Light Output Ratio:	100.0%	
Luminaire Power:	24.09 W	
SHR Nominal:	0.00	Calculated using the TM5
SHR Maximum:	1.00	fine grid method.

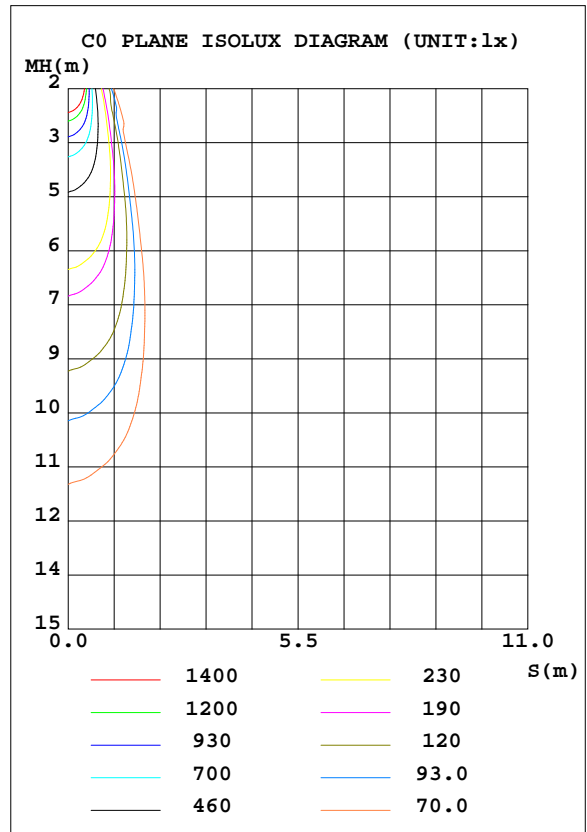
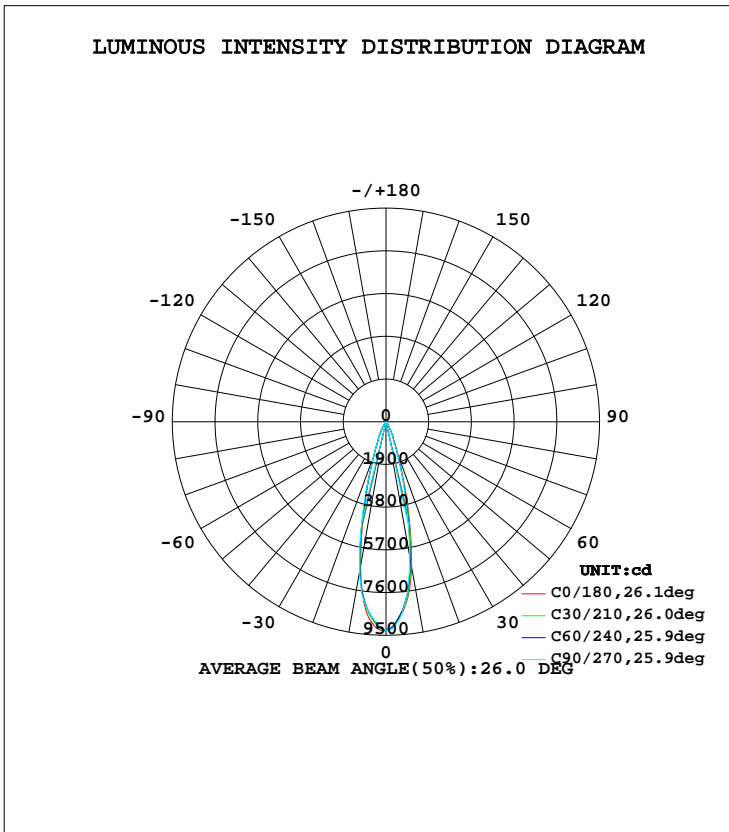
C Range: 0 - 360DEG
C Interval: 15.0DEG
Test Speed: HIGH
Temperature: 25.3DEG
Operators: Cao Chengpei
Test Date: 2016-06-23

γ Range: 0 - 90DEG
 γ Interval: 1.0DEG
Test System: EVERFINE GO-2000B_V1 SYSTEM V2.0.288
Humidity: 53.0%
Test Distance: 5.850m [K=1.0000]
Remarks:

LUMINAIRE PHOTOMETRIC TEST REPORT

Test:U:220.6V I:0.1177A P:24.09W PF:0.9281 Lamp Flux:2168.25x1 lm		
NAME: FF10-22W-830-24D Specular	TYPE:Downlight	SERIAL No.:
SPEC.:3000K	DIM.: L290mm*W45mm*H60mm	
MFR.: NEKO LIGHTING AG		

DATA OF LAMP		PHOTOMETRIC DATA			
MODEL	CREE-3000K	Imax(cd)	9315	S/MH(C0/180)	0.43
NOMINAL POWER(W)	24	LOR(%)	100.0	S/MH(C90/270)	0.44
RATED VOLTAGE(V)	220	TOTAL FLUX(lm)	2168.3	η UP, DN(C0-180)	0.0, 48.5
NOMINAL FLUX(lm)	2168.25	CIE CLASS	DIRECT	η UP, DN(C180-360)	0.0, 51.5
LAMPS INSIDE	1	η up(%)	0.0	CIBSE SHR NOM	0.00
TEST VOLTAGE(V)	220	η down(%)	100.0	CIBSE SHR MAX	1.00



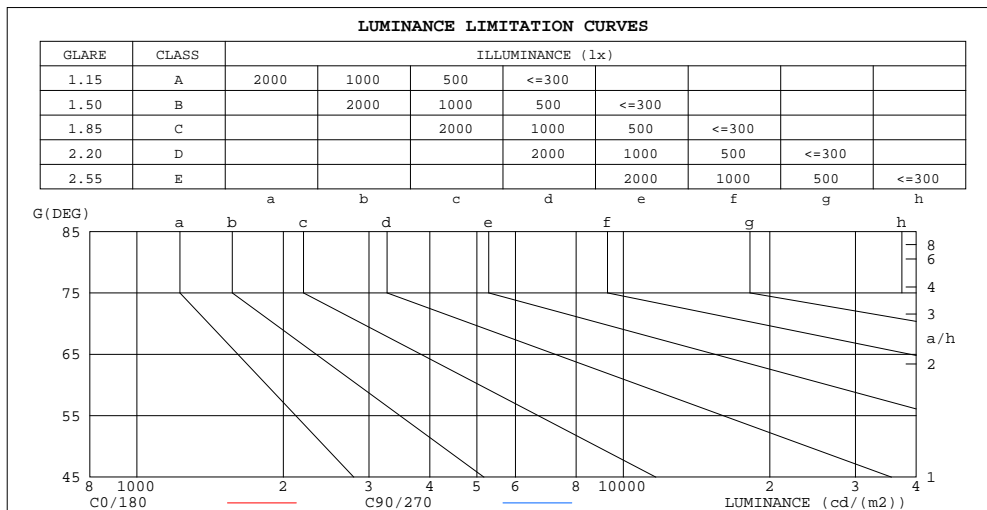
C Range: 0 - 360DEG
 C Interval: 15.0DEG
 Test Speed: HIGH
 Temperature:25.3DEG
 Operators:Cao Chengpei
 Test Date:2016-06-23

γ Range: 0 - 90DEG
 γ Interval: 1.0DEG
 Test System:EVERFINE GO-2000B_V1 SYSTEM V2.0.288
 Humidity:53.0%
 Test Distance:5.850m [K=1.0000]
 Remarks:

**ZONAL FLUX DIAGRAM
AND LUMINANCE LIMITATION CURVES**

ZONAL FLUX DIAGRAM:

γ	C0	C45	C90	C135	C180	C225	C270	C315	γ	Φ zone	Φ total	Φ lum, lamp
10	6560	6390	6104	6343	6545	6569	6793	6764	0- 10	754.7	754.7	34.8,34.8
20	1544	1521	1419	1553	1563	1528	1544	1611	10- 20	974.4	1729	79.7,79.7
30	324.9	325.8	303.5	312.8	328.4	344.3	376.1	365.3	20- 30	348.1	2077	95.8,95.8
40	30.63	27.25	22.97	24.26	28.78	31.67	37.03	36.43	30- 40	82.77	2160	99.6,99.6
50	2.089	1.710	1.584	1.612	2.212	3.086	3.540	3.178	40- 50	5.443	2166	99.9,99.9
60	0.9382	0.9240	0.9080	0.9943	1.045	1.188	1.364	1.207	50- 60	1.506	2167	99.9,99.9
70	0.4220	0.4450	0.4967	0.4428	0.3960	0.4263	0.4577	0.4370	60- 70	0.6845	2168	100,100
80	0.2664	0.2406	0.2536	0.2172	0.2406	0.2557	0.2597	0.2643	70- 80	0.3475	2168	100,100
90	0.1576	0.1512	0.1470	0.1449	0.1406	0.1257	0.1236	0.1236	80- 90	0.2075	2168	100,100
100									90-100			
110									100-110			
120									110-120			
130									120-130			
140									130-140			
150									140-150			
160									150-160			
170									160-170			
180									170-180			
DEG	LUMINOUS INTENSITY:cd									UNIT:lm		



LUMINANCE cd/(m2)		
G(DEG)	C0/180	C90/270
85	195	176
80	118	112
75	98	103
70	95	111
65	109	125
60	144	139
55	193	157
50	249	189
45	426	254

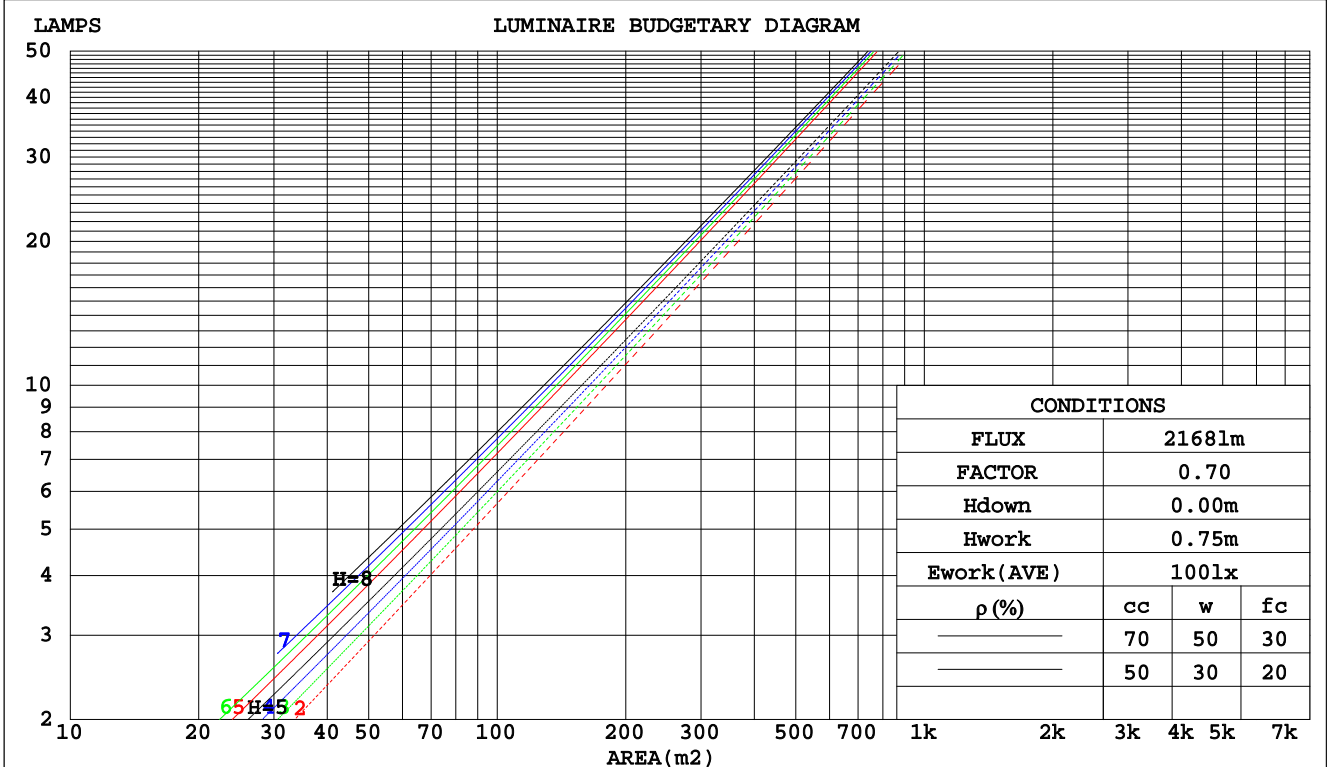
C Range: 0 - 360DEG
C Interval: 15.0DEG
Test Speed: HIGH
Temperature:25.3DEG
Operators:Cao Chengpei
Test Date:2016-06-23

γ Range: 0 - 90DEG
 γ Interval: 1.0DEG
Test System:EVERFINE GO-2000B_V1 SYSTEM V2.0.288
Humidity:53.0%
Test Distance:5.850m [K=1.0000]
Remarks:

CU AND LUMINAIRE BUDGETARY ESTIMATE DIAGRAM

Test:U:220.6V I:0.1177A P:24.09W PF:0.9281 Lamp Flux:2168.25x1 lm		
NAME: FF10-22W-830-24D Specular	TYPE:Downlight	SERIAL No.:
SPEC.:3000K	DIM.: L290mm*W45mm*H60mm	
MFR.: NEKO LIGHTING AG		

pcc	80%			70%			50%			30%			10%			0
	50%	30%	10%	50%	30%	10%	50%	30%	10%	50%	30%	10%	50%	30%	10%	0
pw																
pfc																
RCR	RCR:Room Cavity Ratio															
	Coefficients of Utilization(CU)															
0.0	1.19	1.19	1.19	1.16	1.16	1.16	1.11	1.11	1.11	1.06	1.06	1.06	1.02	1.02	1.02	1.00
1.0	1.13	1.11	1.09	1.11	1.09	1.08	1.07	1.06	1.04	1.03	1.02	1.01	.00	.99	.98	.97
2.0	1.08	1.05	1.02	1.06	1.03	1.01	1.03	1.01	.99	1.00	.98	.97	.97	.96	.95	.93
3.0	1.03	.00	.97	1.02	.99	.96	.99	.97	.95	.97	.95	.93	.95	.93	.92	.90
4.0	.99	.95	.92	.98	.95	.92	.96	.93	.91	.94	.92	.90	.93	.90	.89	.88
5.0	.96	.91	.88	.95	.91	.88	.93	.90	.87	.92	.89	.87	.90	.88	.86	.85
6.0	.92	.88	.85	.92	.88	.85	.90	.87	.84	.89	.86	.84	.88	.85	.83	.82
7.0	.89	.85	.82	.89	.85	.82	.88	.84	.82	.87	.84	.81	.86	.83	.81	.80
8.0	.87	.82	.80	.86	.82	.80	.85	.82	.79	.84	.81	.79	.83	.81	.79	.78
9.0	.84	.80	.77	.84	.80	.77	.83	.79	.77	.82	.79	.77	.81	.79	.76	.76
10.0	.82	.78	.75	.81	.78	.75	.81	.77	.75	.80	.77	.75	.79	.77	.74	.74



C Range: 0 - 360DEG
 C Interval: 15.0DEG
 Test Speed: HIGH
 Temperature:25.3DEG
 Operators:Cao Chengpei
 Test Date:2016-06-23

γ Range: 0 - 90DEG
 γ Interval: 1.0DEG
 Test System:EVERFINE GO-2000B_V1 SYSTEM V2.0.288
 Humidity:53.0%
 Test Distance:5.850m [K=1.0000]
 Remarks:

WEC AND CCEC

Test:U:220.6V I:0.1177A P:24.09W PF:0.9281 Lamp Flux:2168.25x1 lm		
NAME: FF10-22W-830-24D Specular	TYPE:Downlight	SERIAL No.:
SPEC.:3000K	DIM.: L290mm*W45mm*H60mm	
MFR.: NEKO LIGHTING AG		

ρcc	80%			70%			50%			30%			10%			0
ρw	50%	30%	10%	50%	30%	10%	50%	30%	10%	50%	30%	10%	50%	30%	10%	0
ρfc	20%			20%			20%			20%			20%			0
RCR	RCR:Room Cavity Ratio						Wall Exitance Coefficients(WEC)									
0.0																
1.0	.136	.077	.024	.129	.074	.023	.117	.067	.021	.106	.061	.020	.095	.055	.018	
2.0	.126	.069	.021	.120	.066	.020	.110	.061	.019	.101	.057	.018	.092	.052	.016	
3.0	.117	.062	.019	.113	.060	.018	.104	.057	.017	.096	.053	.016	.089	.049	.015	
4.0	.110	.057	.017	.106	.056	.016	.099	.053	.016	.092	.050	.015	.086	.047	.014	
5.0	.104	.053	.015	.100	.052	.015	.094	.049	.014	.089	.047	.014	.083	.045	.013	
6.0	.098	.049	.014	.095	.048	.014	.090	.046	.013	.085	.044	.013	.081	.042	.013	
7.0	.093	.046	.013	.091	.045	.013	.086	.044	.013	.082	.042	.012	.078	.041	.012	
8.0	.089	.044	.012	.087	.043	.012	.083	.041	.012	.079	.040	.012	.076	.039	.011	
9.0	.085	.041	.012	.083	.041	.011	.080	.039	.011	.076	.038	.011	.073	.037	.011	
10.0	.082	.039	.011	.080	.039	.011	.077	.038	.011	.074	.037	.010	.071	.036	.010	

ρcc	80%			70%			50%			30%			10%			0
ρw	50%	30%	10%	50%	30%	10%	50%	30%	10%	50%	30%	10%	50%	30%	10%	0
ρfc	20%			20%			20%			20%			20%			0
RCR	RCR:Room Cavity Ratio						Ceiling Cavity Exitance Coefficients(CCEC)									
0.0	.190	.190	.190	.163	.163	.163	.111	.111	.111	.064	.064	.064	.020	.020	.020	
1.0	.168	.158	.148	.144	.135	.127	.098	.093	.088	.057	.054	.051	.018	.017	.017	
2.0	.150	.133	.118	.129	.114	.102	.088	.079	.071	.051	.046	.042	.016	.015	.014	
3.0	.135	.113	.096	.116	.098	.083	.080	.068	.058	.046	.040	.034	.015	.013	.011	
4.0	.123	.098	.079	.105	.085	.069	.072	.059	.048	.042	.035	.029	.013	.011	.009	
5.0	.112	.086	.066	.096	.074	.057	.066	.052	.041	.038	.030	.024	.012	.010	.008	
6.0	.103	.076	.056	.089	.065	.049	.061	.046	.034	.035	.027	.020	.011	.009	.007	
7.0	.096	.067	.048	.082	.058	.041	.057	.041	.029	.033	.024	.017	.011	.008	.006	
8.0	.089	.061	.041	.077	.053	.036	.053	.037	.025	.031	.022	.015	.010	.007	.005	
9.0	.084	.055	.036	.072	.048	.031	.050	.034	.022	.029	.020	.013	.009	.006	.004	
10.0	.079	.050	.031	.068	.044	.027	.047	.031	.019	.027	.018	.012	.009	.006	.004	

C Range: 0 - 360DEG
 C Interval: 15.0DEG
 Test Speed: HIGH
 Temperature:25.3DEG
 Operators:Cao Chengpei
 Test Date:2016-06-23

γ Range: 0 - 90DEG
 γ Interval: 1.0DEG
 Test System:EVERFINE GO-2000B_V1 SYSTEM V2.0.288
 Humidity:53.0%
 Test Distance:5.850m [K=1.0000]
 Remarks:

UGR(Unified Glare Rating) Table

Test:U:220.6V I:0.1177A P:24.09W PF:0.9281 Lamp Flux:2168.25x1 lm		
NAME: FF10-22W-830-24D Specular	TYPE:Downlight	SERIAL No.:
SPEC.:3000K	DIM.: L290mm*W45mm*H60mm	
MFR.: NEKO LIGHTING AG		

ceiling/cavity	0.7	0.7	0.5	0.5	0.3	0.7	0.7	0.5	0.5	0.3
walls	0.5	0.3	0.5	0.3	0.3	0.5	0.3	0.5	0.3	0.3
working plane	0.2	0.2	0.2	0.2	0.2	0.2	0.2	0.2	0.2	0.2
Room dimensions	Viewed crosswise					Viewed endwise				
x = 2H y = 2H	5.8	6.4	6.0	6.6	6.7	5.4	6.0	5.6	6.2	6.3
3H	5.7	6.3	5.9	6.4	6.6	5.2	5.8	5.5	6.0	6.2
4H	5.6	6.2	5.8	6.4	6.6	5.1	5.7	5.4	5.9	6.1
6H	5.5	6.0	5.8	6.3	6.5	5.1	5.6	5.3	5.8	6.1
8H	5.5	6.0	5.8	6.2	6.5	5.0	5.5	5.3	5.8	6.0
12H	5.4	5.9	5.7	6.2	6.4	5.0	5.5	5.3	5.7	6.0
4H 2H	5.6	6.2	5.8	6.4	6.6	5.1	5.7	5.4	5.9	6.1
3H	5.4	5.9	5.7	6.2	6.4	5.0	5.5	5.3	5.7	6.0
4H	5.3	5.8	5.7	6.1	6.4	4.9	5.3	5.2	5.6	5.9
6H	5.2	5.6	5.6	6.0	6.3	4.8	5.2	5.2	5.5	5.9
8H	5.2	5.6	5.6	5.9	6.3	4.7	5.1	5.1	5.5	5.8
12H	5.1	5.5	5.5	5.8	6.2	4.7	5.0	5.1	5.4	5.8
8H 4H	5.2	5.5	5.6	5.9	6.3	4.7	5.1	5.1	5.5	5.8
6H	5.1	5.4	5.5	5.8	6.2	4.6	4.9	5.0	5.3	5.7
8H	5.0	5.3	5.4	5.7	6.1	4.6	4.9	5.0	5.3	5.7
12H	5.0	5.2	5.4	5.6	6.1	4.5	4.8	5.0	5.2	5.7
12H 4H	5.1	5.5	5.5	5.8	6.2	4.7	5.0	5.1	5.4	5.8
6H	5.0	5.3	5.4	5.7	6.1	4.6	4.8	5.0	5.3	5.7
8H	4.9	5.2	5.4	5.6	6.1	4.5	4.8	5.0	5.2	5.7
Variations with the observer position at spacings:										
S = 1.0H	+ 4.2 / -10.6					+ 3.8 / -10.1				
1.5H	+ 7.0 / -10.0					+ 6.5 / - 9.6				
2.0H	+ 2.9 / - 1.0					+ 1.0 / - 0.5				

CIE Pub.117 Corrected 2168 lm Total Lamp Luminous Flux.(8log(F/F0) = 2.7)

C Range: 0 - 360DEG
 C Interval: 15.0DEG
 Test Speed: HIGH
 Temperature:25.3DEG
 Operators:Cao Chengpei
 Test Date:2016-06-23

γ Range: 0 - 90DEG
 γ Interval: 1.0DEG
 Test System:EVERFINE GO-2000B_V1 SYSTEM V2.0.288
 Humidity:53.0%
 Test Distance:5.850m [K=1.0000]
 Remarks:

UTILIZATION FACTORS TABLE

Test:U:220.6V I:0.1177A P:24.09W PF:0.9281 Lamp Flux:2168.25x1 lm		
NAME: FF10-22W-830-24D Specular	TYPE:Downlight	SERIAL No.:
SPEC.:3000K	DIM.: L290mm*W45mm*H60mm	
MFR.: NEKO LIGHTING AG		

REFLECTANCE										
Ceiling	0.8	0.8	0.8	0.7	0.7	0.7	0.5	0.5	0.5	0
Walls	0.7	0.5	0.3	0.7	0.5	0.3	0.7	0.5	0.3	0
Working plane	0.2	0.2	0.2	0.2	0.2	0.2	0.2	0.2	0.2	0
ROOM INDEX	UTILIZATION FACTORS(PERCENT) $k(RI) \times RCR = 5$									
k = 0.60	91	86	82	91	86	82	90	85	82	79
0.80	98	93	90	98	93	90	96	92	89	86
1.00	102	97	94	101	97	94	100	96	93	89
1.25	105	101	98	104	100	97	103	99	97	93
1.50	108	104	101	107	103	100	105	101	99	95
2.00	110	106	103	109	105	103	106	103	101	96
2.50	111	108	105	110	107	104	107	104	103	97
3.00	113	110	107	111	108	106	108	106	104	98
4.00	115	112	110	113	111	109	109	107	106	99
5.00	116	114	112	114	112	111	110	109	107	100
ROOM INDEX	UF(total)									Direct
According to DIN EN 13032-2 2004			Suspended				SHRNOM = 1.25			

C Range: 0 - 360DEG
C Interval: 15.0DEG
Test Speed: HIGH
Temperature:25.3DEG
Operators:Cao Chengpei
Test Date:2016-06-23

γ Range: 0 - 90DEG
 γ Interval: 1.0DEG
Test System:EVERFINE GO-2000B_V1 SYSTEM V2.0.288
Humidity:53.0%
Test Distance:5.850m [K=1.0000]
Remarks:

ISOCANDELA DIAGRAM

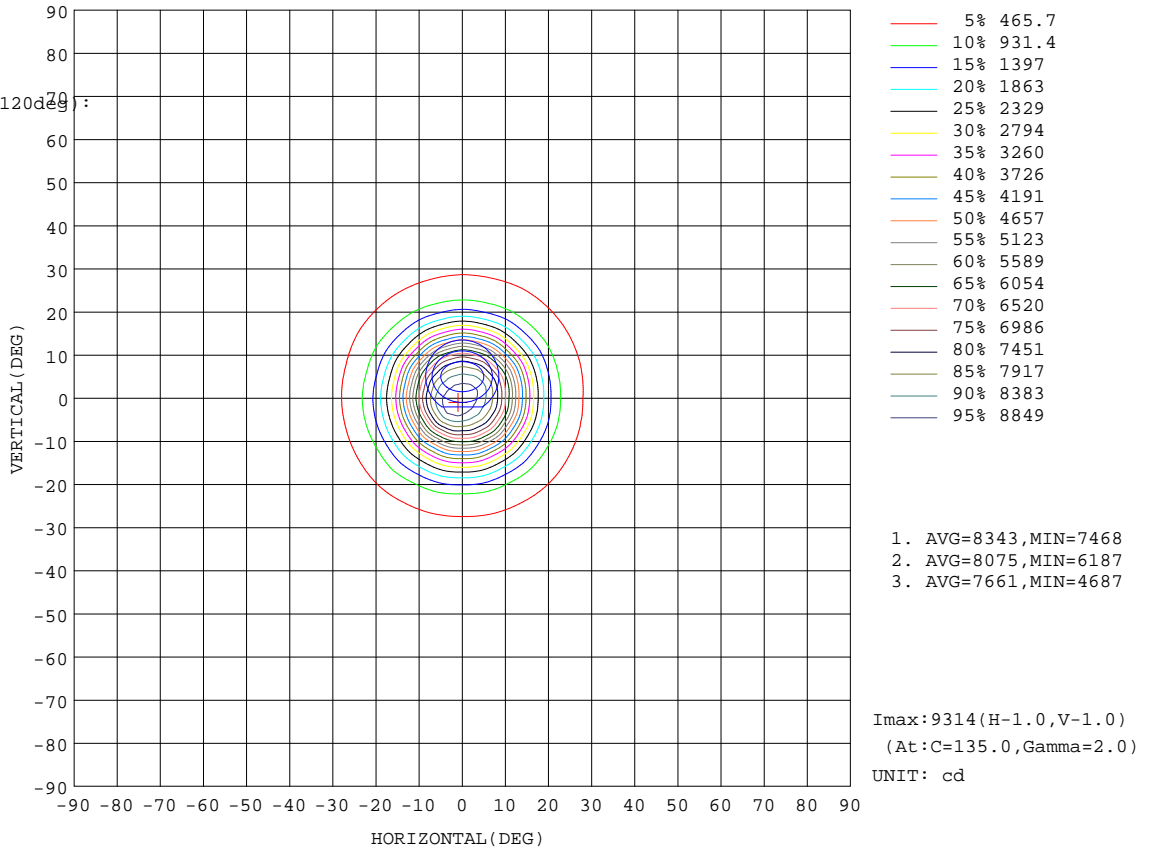
Test:U:220.6V I:0.1177A P:24.09W PF:0.9281 Lamp Flux:2168.25x1 lm		
NAME: FF10-22W-830-24D Specular	TYPE:Downlight	SERIAL No.:
SPEC.:3000K	DIM.: L290mm*W45mm*H60mm	
MFR.: NEKO LIGHTING AG		

Conical surface Flux(90deg):

2164.4 lm
%lum = 99.8%
%lamp = 99.8%

Conical surface Flux(120deg):

2167 lm
%lum = 99.9%
%lamp = 99.9%



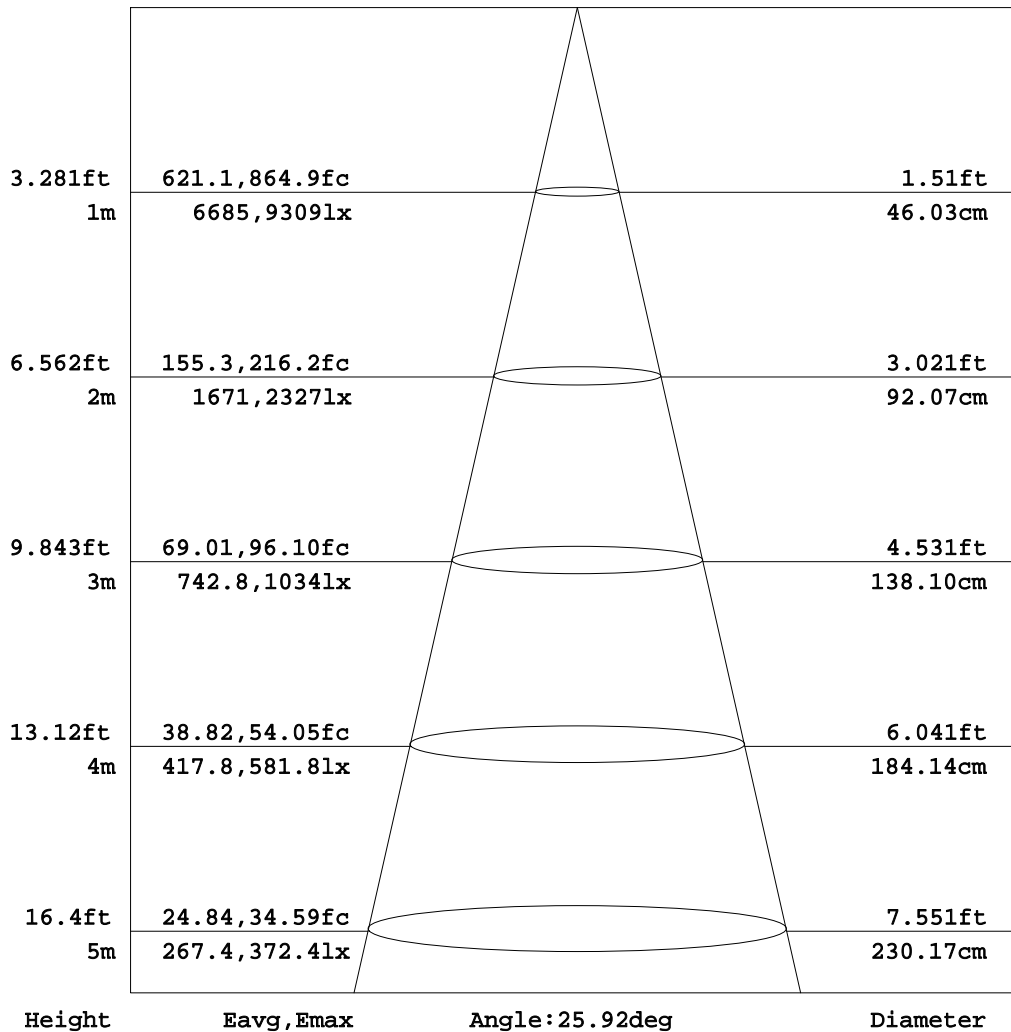
C Range: 0 - 360DEG
C Interval: 15.0DEG
Test Speed: HIGH
Temperature:25.3DEG
Operators:Cao Chengpei
Test Date:2016-06-23

γ Range: 0 - 90DEG
γ Interval: 1.0DEG
Test System:EVERFINE GO-2000B_V1 SYSTEM V2.0.288
Humidity:53.0%
Test Distance:5.850m [K=1.0000]
Remarks:

AAI Figure

Test:U:220.6V I:0.1177A P:24.09W PF:0.9281 Lamp Flux:2168.25x1 lm		
NAME: FF10-22W-830-24D Specular	TYPE:Downlight	SERIAL No.:
SPEC.:3000K	DIM.: L290mm*W45mm*H60mm	
MFR.: NEKO LIGHTING AG		

Flux out:1119 lm



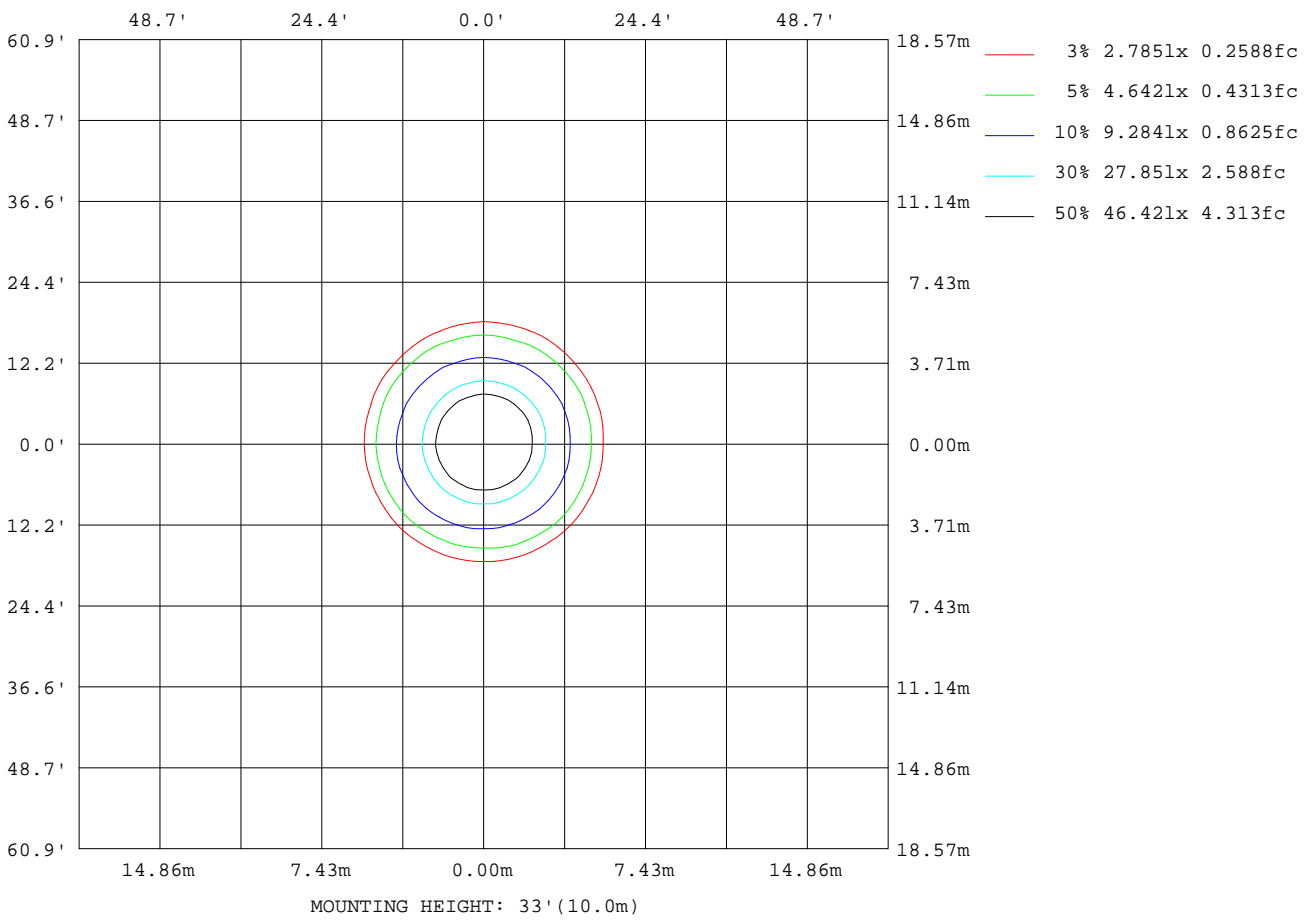
Note:The Curves indicate the illuminated area and the average illumination when the luminaire is at different distance.

C Range: 0 - 360DEG
C Interval: 15.0DEG
Test Speed: HIGH
Temperature:25.3DEG
Operators:Cao Chengpei
Test Date:2016-06-23

γ Range: 0 - 90DEG
γ Interval: 1.0DEG
Test System:EVERFINE GO-2000B_V1 SYSTEM V2.0.288
Humidity:53.0%
Test Distance:5.850m [K=1.0000]
Remarks:

ISOLUX DIAGRAM

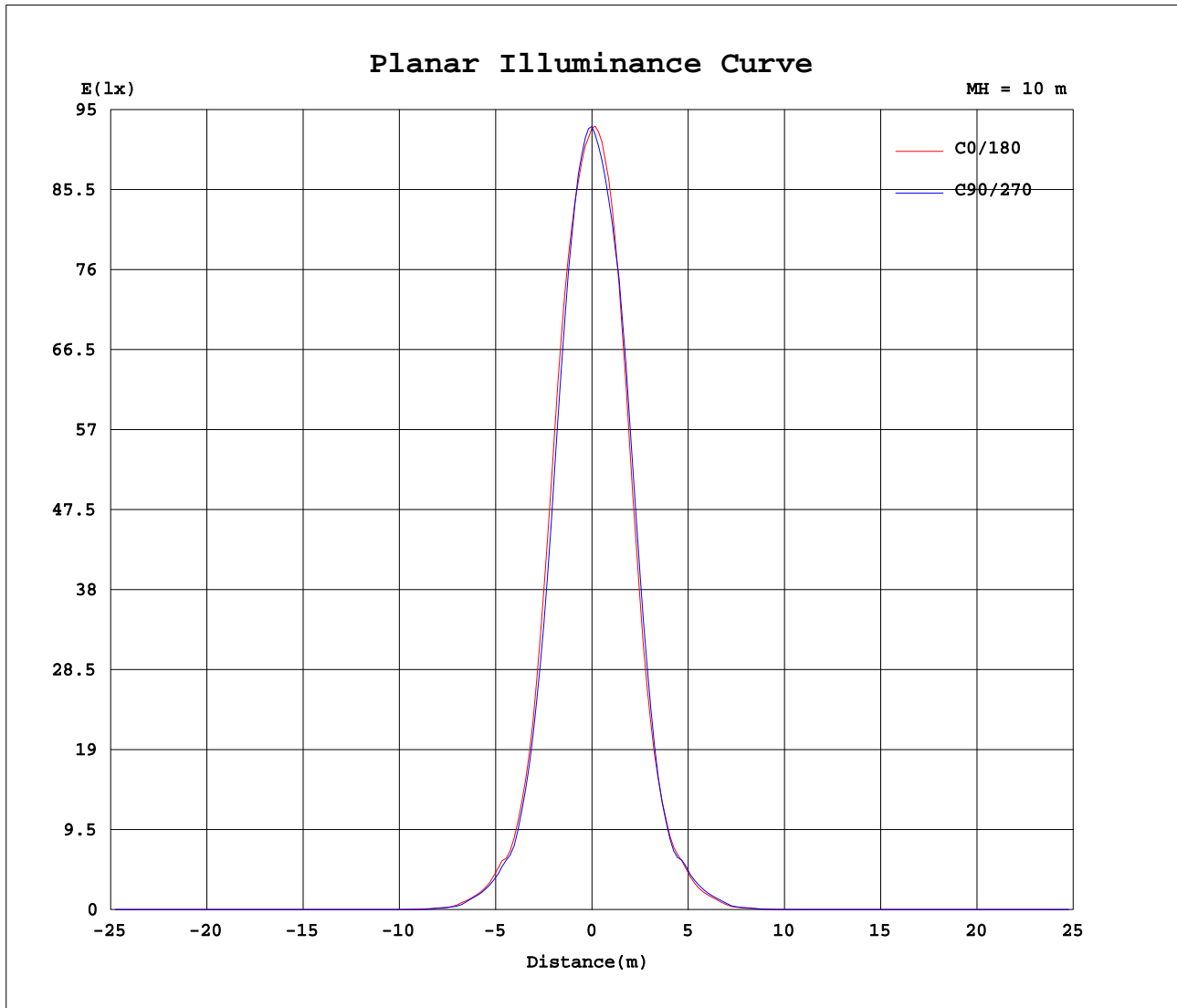
Test:U:220.6V I:0.1177A P:24.09W PF:0.9281 Lamp Flux:2168.25x1 lm		
NAME: FF10-22W-830-24D Specular	TYPE:Downlight	SERIAL No.:
SPEC.:3000K	DIM.: L290mm*W45mm*H60mm	
MFR.: NEKO LIGHTING AG		



C Range: 0 - 360DEG
 C Interval: 15.0DEG
 Test Speed: HIGH
 Temperature:25.3DEG
 Operators:Cao Chengpei
 Test Date:2016-06-23

γ Range: 0 - 90DEG
 γ Interval: 1.0DEG
 Test System:EVERFINE GO-2000B_V1 SYSTEM V2.0.288
 Humidity:53.0%
 Test Distance:5.850m [K=1.0000]
 Remarks:

Planar Illuminance Curve



C Range: 0 - 360DEG
C Interval: 15.0DEG
Test Speed: HIGH
Temperature: 25.3DEG
Operators: Cao Chengpei
Test Date: 2016-06-23

γ Range: 0 - 90DEG
 γ Interval: 1.0DEG
Test System: EVERFINE GO-2000B_V1 SYSTEM V2.0.288
Humidity: 53.0%
Test Distance: 5.850m [K=1.0000]
Remarks:

LUMINOUS DISTRIBUTION INTENSITY DATA

Test:U:220.6V I:0.1177A P:24.09W PF:0.9281 Lamp Flux:2168.25x1 lm		
NAME: FF10-22W-830-24D Specular	TYPE:Downlight	SERIAL No.:
SPEC.:3000K	DIM.: L290mm*W45mm*H60mm	
MFR.: NEKO LIGHTING AG		

Table--2

UNIT: cd

C(DEG) γ (DEG)	285	300	315	330	345														
0	9295	9302	9287	9298	9282														
5	8531	8603	8595	8602	8563														
10	6720	6840	6764	6829	6659														
15	3759	3874	3807	3870	3720														
20	1536	1617	1611	1653	1596														
25	774	763	752	772	760														
30	370	381	365	358	342														
35	123	140	132	131	108														
40	35.8	37.9	36.4	36.4	32.2														
45	5.32	5.61	5.24	5.08	4.38														
50	3.51	3.46	3.18	2.79	2.34														
55	2.37	2.32	2.13	1.88	1.59														
60	1.31	1.30	1.21	1.12	0.99														
65	0.71	0.71	0.68	0.65	0.61														
70	0.46	0.44	0.44	0.42	0.42														
75	0.34	0.32	0.33	0.32	0.33														
80	0.27	0.25	0.26	0.24	0.26														
85	0.20	0.18	0.20	0.19	0.20														
90	0.13	0.12	0.12	0.12	0.13														

C Range: 0 - 360DEG
C Interval: 15.0DEG
Test Speed: HIGH
Temperature:25.3DEG
Operators:Cao Chengpei
Test Date:2016-06-23

γ Range: 0 - 90DEG
γ Interval: 1.0DEG
Test System:EVERFINE GO-2000B_V1 SYSTEM V2.0.288
Humidity:53.0%
Test Distance:5.850m [K=1.0000]
Remarks:

Photometric Data Table [cd]

G/C	0.0	15.0	30.0	45.0	60.0	75.0	90.0	105.0	120.0	135.0
0.0	9284	9299	9291	9302	9298	9299	9300	9295	9302	9287
3.0	8918	8909	8868	8904	8907	8972	8999	9119	9172	9189
6.0	8227	8225	8179	8167	8092	8104	8116	8256	8354	8467
9.0	7076	7055	6935	6928	6784	6763	6689	6801	6793	6974
12.0	5361	5358	5194	5192	4988	4972	4864	4965	4921	5082
15.0	3605	3589	3452	3442	3306	3316	3243	3306	3290	3387
18.0	2168	2177	2123	2126	2042	2057	2007	2070	2061	2126
21.0	1292	1316	1264	1279	1195	1195	1166	1210	1222	1309
24.0	800.7	802.5	791.5	802.4	801.0	812.1	769.7	788.3	797.0	850.8
27.0	569.2	559.3	560.7	542.2	522.3	511.9	500.2	505.7	507.3	531.6
30.0	324.9	332.0	326.0	325.8	312.3	314.7	303.5	304.5	301.6	312.8
33.0	185.8	188.1	183.7	182.4	174.4	173.9	166.7	177.6	170.9	181.0
36.0	69.25	69.17	67.04	67.33	64.13	63.81	63.06	60.88	61.86	65.05
39.0	38.29	37.74	36.70	36.68	35.50	34.69	33.80	33.78	33.85	34.83
42.0	12.72	12.37	10.46	9.921	8.449	8.034	7.156	6.982	6.635	7.009
45.0	3.928	3.730	3.255	3.131	2.771	2.651	2.340	2.222	2.125	2.224
48.0	2.392	2.186	2.034	1.980	1.921	1.890	1.810	1.754	1.727	1.782
51.0	1.947	1.767	1.650	1.599	1.559	1.531	1.486	1.456	1.469	1.540
54.0	1.565	1.435	1.360	1.327	1.288	1.273	1.247	1.246	1.272	1.357
57.0	1.224	1.156	1.115	1.109	1.087	1.082	1.064	1.075	1.108	1.180
60.0	0.9382	0.9196	0.9039	0.9240	0.9144	0.9198	0.9080	0.9262	0.9527	0.9943
63.0	0.7186	0.7173	0.7228	0.7537	0.7632	0.7771	0.7738	0.7899	0.8016	0.8153
66.0	0.5586	0.5535	0.5714	0.6089	0.6311	0.6472	0.6502	0.6621	0.6546	0.6387
69.0	0.4456	0.4386	0.4584	0.4832	0.5117	0.5237	0.5330	0.5343	0.5181	0.4874
72.0	0.3837	0.3641	0.3816	0.3875	0.4179	0.4215	0.4328	0.4236	0.4136	0.3725
75.0	0.3303	0.3130	0.3240	0.3173	0.3390	0.3322	0.3475	0.3300	0.3262	0.2981
78.0	0.2877	0.2683	0.2813	0.2683	0.2856	0.2705	0.2835	0.2640	0.2665	0.2428
81.0	0.2557	0.2363	0.2472	0.2321	0.2451	0.2278	0.2387	0.2172	0.2259	0.2065
84.0	0.2280	0.2066	0.2195	0.2023	0.2153	0.1959	0.2067	0.1853	0.1961	0.1768
87.0	0.1919	0.1725	0.1834	0.1640	0.1791	0.1597	0.1664	0.1491	0.1663	0.1470
90.0	0.1576	0.1555	0.1512	0.1512	0.1491	0.1491	0.1470	0.1470	0.1449	0.1449
G/C	150.0	165.0	180.0	195.0	210.0	225.0	240.0	255.0	270.0	285.0
0.0	9298	9282	9299	9291	9302	9298	9299	9300	9295	9287
3.0	9159	9152	9149	9054	9001	8937	8947	8906	8928	8935
6.0	8464	8474	8477	8367	8358	8260	8286	8236	8296	8283
9.0	6949	7040	7104	7039	7171	7118	7235	7198	7269	7263
12.0	5037	5143	5262	5234	5393	5414	5527	5481	5613	5552
15.0	3335	3403	3467	3466	3593	3572	3703	3671	3801	3759
18.0	2090	2121	2152	2122	2197	2170	2238	2198	2276	2248
21.0	1277	1320	1334	1285	1333	1284	1317	1254	1305	1275
24.0	828.1	846.0	857.5	848.1	843.2	830.4	840.1	814.5	812.4	799.7
27.0	534.7	537.1	559.2	565.5	598.3	578.3	595.6	579.1	596.0	584.4
30.0	308.0	318.4	328.4	328.3	345.0	344.3	355.9	358.1	376.1	369.5
33.0	180.7	188.8	199.8	195.0	203.4	209.2	220.6	216.8	226.7	224.6
36.0	63.67	68.29	70.86	71.92	76.82	77.03	81.33	80.81	85.16	83.62
39.0	34.41	36.88	39.23	38.99	41.27	41.51	43.29	43.63	45.81	45.48
42.0	7.226	8.490	10.70	10.99	12.48	12.73	14.13	13.46	14.76	14.16
45.0	2.308	2.596	3.107	3.398	4.024	4.374	4.899	4.931	5.329	5.323
48.0	1.873	2.057	2.400	2.653	3.007	3.371	3.688	3.773	3.833	3.838
51.0	1.660	1.823	2.108	2.291	2.601	2.910	3.216	3.312	3.350	3.308
54.0	1.456	1.574	1.765	1.855	2.079	2.313	2.562	2.646	2.677	2.616
57.0	1.243	1.294	1.390	1.418	1.551	1.706	1.885	1.940	1.970	1.908
60.0	1.011	1.011	1.045	1.028	1.106	1.188	1.308	1.337	1.364	1.314
63.0	0.7848	0.7619	0.7639	0.7421	0.7787	0.8211	0.8956	0.9044	0.9253	0.8916
66.0	0.5929	0.5598	0.5618	0.5479	0.5661	0.5949	0.6320	0.6439	0.6554	0.6376
69.0	0.4499	0.4215	0.4278	0.4284	0.4321	0.4583	0.4704	0.4924	0.4938	0.4882
72.0	0.3582	0.3407	0.3513	0.3581	0.3534	0.3773	0.3810	0.4008	0.4023	0.4050
75.0	0.2985	0.2896	0.3003	0.3112	0.3023	0.3219	0.3172	0.3368	0.3343	0.3410
78.0	0.2579	0.2470	0.2640	0.2749	0.2619	0.2813	0.2683	0.2941	0.2853	0.2962
81.0	0.2238	0.2108	0.2299	0.2387	0.2193	0.2429	0.2299	0.2515	0.2469	0.2579
84.0	0.1940	0.1810	0.1980	0.2025	0.1853	0.2068	0.1980	0.2174	0.2044	0.2174
87.0	0.1663	0.1449	0.1596	0.1599	0.1490	0.1664	0.1574	0.1727	0.1638	0.1769
90.0	0.1491	0.1491	0.1406	0.1299	0.1278	0.1257	0.1236	0.1236	0.1236	0.1257
G/C	300.0	315.0	330.0	345.0						
0.0	9302	9287	9298	9282						
3.0	8983	8969	8995	8968						
6.0	8372	8377	8414	8324						
9.0	7337	7272	7267	7179						
12.0	5680	5620	5654	5506						
15.0	3874	3807	3870	3720						
18.0	2336	2291	2332	2243						
21.0	1368	1352	1403	1335						

C Range: 0 - 360DEG
C Interval: 15.0DEG
Test Speed: HIGH
Temperature: 25.3DEG
Operators: Cao Chengpei
Test Date: 2016-06-23

γ Range: 0 - 90DEG
γ Interval: 1.0DEG
Test System: EVERFINE GO-2000B_V1 SYSTEM V2.0.288
Humidity: 53.0%
Test Distance: 5.850m [K=1.0000]
Remarks:

Photometric Data Table [cd]

24.0	814.8	807.3	814.3	802.5
27.0	614.8	609.6	617.5	594.2
30.0	380.7	365.3	357.7	341.6
33.0	233.6	219.3	212.5	195.0
36.0	89.54	84.67	85.49	75.47
39.0	47.15	46.10	44.31	40.83
42.0	16.03	14.88	15.59	13.77
45.0	5.609	5.245	5.085	4.384
48.0	3.807	3.516	3.106	2.651
51.0	3.248	2.978	2.614	2.187
54.0	2.556	2.343	2.062	1.740
57.0	1.868	1.723	1.545	1.328
60.0	1.298	1.207	1.117	0.9871
63.0	0.8892	0.8403	0.8042	0.7377
66.0	0.6320	0.6120	0.5895	0.5607
69.0	0.4767	0.4711	0.4534	0.4455
72.0	0.3853	0.3922	0.3726	0.3751
75.0	0.3236	0.3346	0.3172	0.3261
78.0	0.2747	0.2919	0.2704	0.2834
81.0	0.2363	0.2515	0.2362	0.2493
84.0	0.1979	0.2110	0.1959	0.2152
87.0	0.1532	0.1748	0.1553	0.1749
90.0	0.1214	0.1236	0.1214	0.1278

C Range: 0 - 360DEG
 C Interval: 15.0DEG
 Test Speed: HIGH
 Temperature: 25.3DEG
 Operators: Cao Chengpei
 Test Date: 2016-06-23

γ Range: 0 - 90DEG
 γ Interval: 1.0DEG
 Test System: EVERFINE GO-2000B_V1 SYSTEM V2.0.288
 Humidity: 53.0%
 Test Distance: 5.850m [K=1.0000]
 Remarks: