

LED Downlight FUSION Series FF1-2W-840-40D Specular



Light Output Ratio:	100.0%	
Luminaire Power:	3.18 W	
SHR Nominal:	0.50	Calculated using the TM5
SHR Maximum:	0.65	fine grid method.

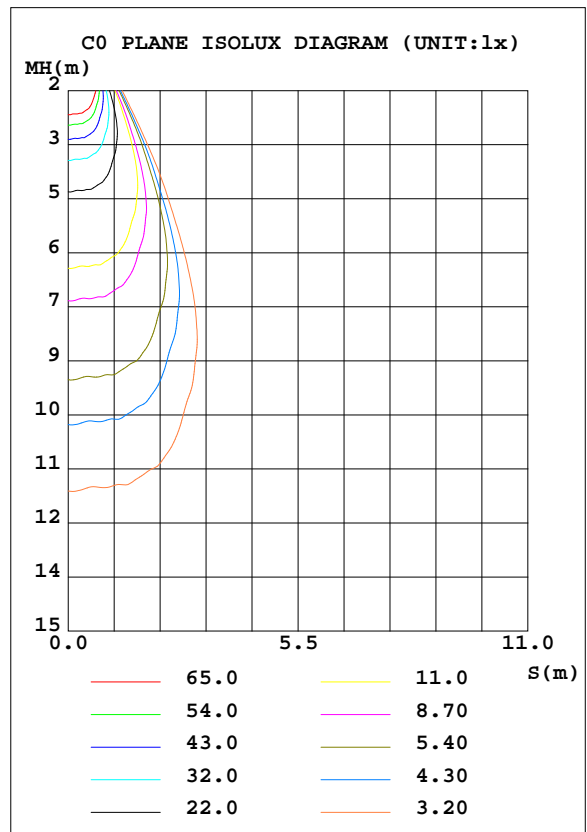
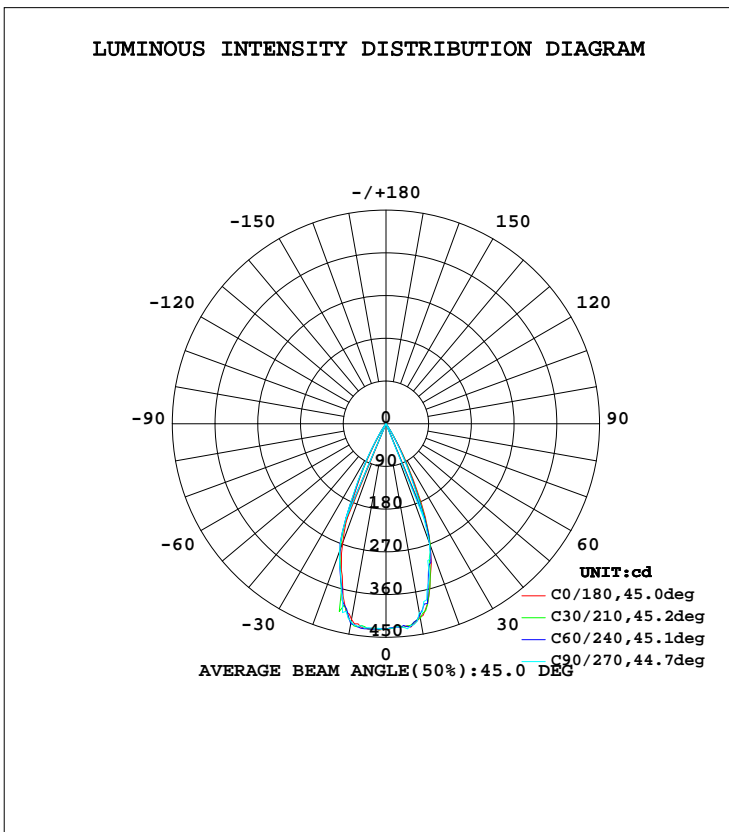
C Range: 0 - 360DEG
C Interval: 15.0DEG
Test Speed: HIGH
Temperature: 25.3DEG
Operators: Meng Yongjian
Test Date: 2017-06-14

γ Range: 0 - 90DEG
 γ Interval: 1.0DEG
Test System: EVERFINE GO-2000B_V1 SYSTEM V2.0.288
Humidity: 52%
Test Distance: 5.850m [K=1.0000]
Remarks:

LUMINAIRE PHOTOMETRIC TEST REPORT

Test:U:220.7V I:0.0203A P:3.180W PF:0.7101 Lamp Flux:216.115x1 lm		
NAME: FF1-2W-840-40D Specular	TYPE:Downlight	SERIAL No.:
SPEC.:4000K	DIM.: L45mm*W45mm*H60mm	
MFR.: NEKO LIGHTING AG		

DATA OF LAMP		PHOTOMETRIC DATA				Eff: 67.96 lm/W
MODEL	CREE-4000K	I _{max} (cd)	438.1	S/MH(C0/180)	0.66	
NOMINAL POWER(W)	3.0	LOR(%)	100.0	S/MH(C90/270)	0.67	
RATED VOLTAGE(V)	220	TOTAL FLUX(lm)	216.12	η UP, DN(C0-180)	0.0, 48.4	
NOMINAL FLUX(lm)	216.115	CIE CLASS	DIRECT	η UP, DN(C180-360)	0.0, 51.6	
LAMPS INSIDE	1	η up(%)	0.0	CIBSE SHR NOM	0.50	
TEST VOLTAGE(V)	220	η down(%)	100.0	CIBSE SHR MAX	0.65	



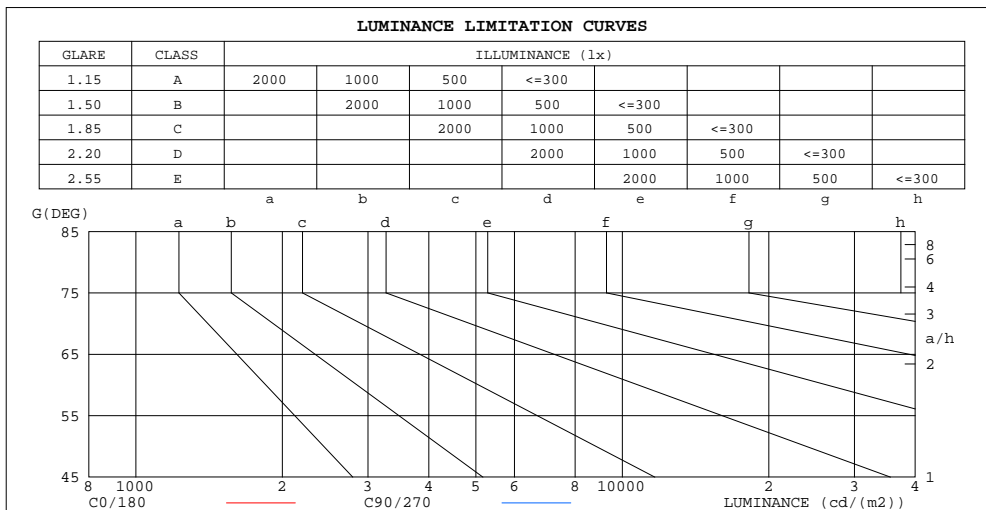
C Range: 0 - 360DEG
C Interval: 15.0DEG
Test Speed: HIGH
Temperature:25.3DEG
Operators:Meng Yongjian
Test Date:2017-06-14

γ Range: 0 - 90DEG
γ Interval: 1.0DEG
Test System:EVERFINE GO-2000B_V1 SYSTEM V2.0.288
Humidity:52%
Test Distance:5.850m [K=1.0000]
Remarks:

**ZONAL FLUX DIAGRAM
AND LUMINANCE LIMITATION CURVES**

ZONAL FLUX DIAGRAM:

γ	C0	C45	C90	C135	C180	C225	C270	C315	γ	Φ zone	Φ total	Φ lum,lamp
10	414.3	416.4	404.0	416.2	418.8	421.5	423.3	422.8	0- 10	40.81	40.81	18.9,18.9
20	271.5	274.4	267.3	272.5	266.9	275.5	286.5	276.7	10- 20	97.65	138.5	64.1,64.1
30	52.62	45.02	39.68	39.69	46.80	52.24	57.66	60.02	20- 30	68.01	206.5	95.5,95.5
40	2.279	2.007	1.620	1.656	2.009	2.324	2.547	2.486	30- 40	9.155	215.6	99.8,99.8
50	0.0919	0.0656	0.0809	0.0590	0.0655	0.1028	0.0962	0.1116	40- 50	0.3628	216.0	99.9,99.9
60	0.0635	0.0371	0.0525	0.0328	0.0372	0.0613	0.0437	0.0678	50- 60	0.0570	216.0	100,100
70	0.0503	0.0241	0.0372	0.0196	0.0284	0.0394	0.0328	0.0394	60- 70	0.0402	216.1	100,100
80	0.0263	0.0044	0.0241	0.0022	0.0022	0.0219	0.0043	0.0197	70- 80	0.0227	216.1	100,100
90	0.0066	0.0044	0.0044	0.0022	0.0044	0.0022	0	0.0022	80- 90	0.0071	216.1	100,100
100									90-100			
110									100-110			
120									110-120			
130									120-130			
140									130-140			
150									140-150			
160									150-160			
170									160-170			
180									170-180			
DEG	LUMINOUS INTENSITY:cd									UNIT:lm		



LUMINANCE cd/(m2)		
G(DEG)	C0/180	C90/270
85	62	37
80	75	68
75	67	58
70	73	54
65	61	54
60	63	52
55	66	56
50	71	62
45	129	88

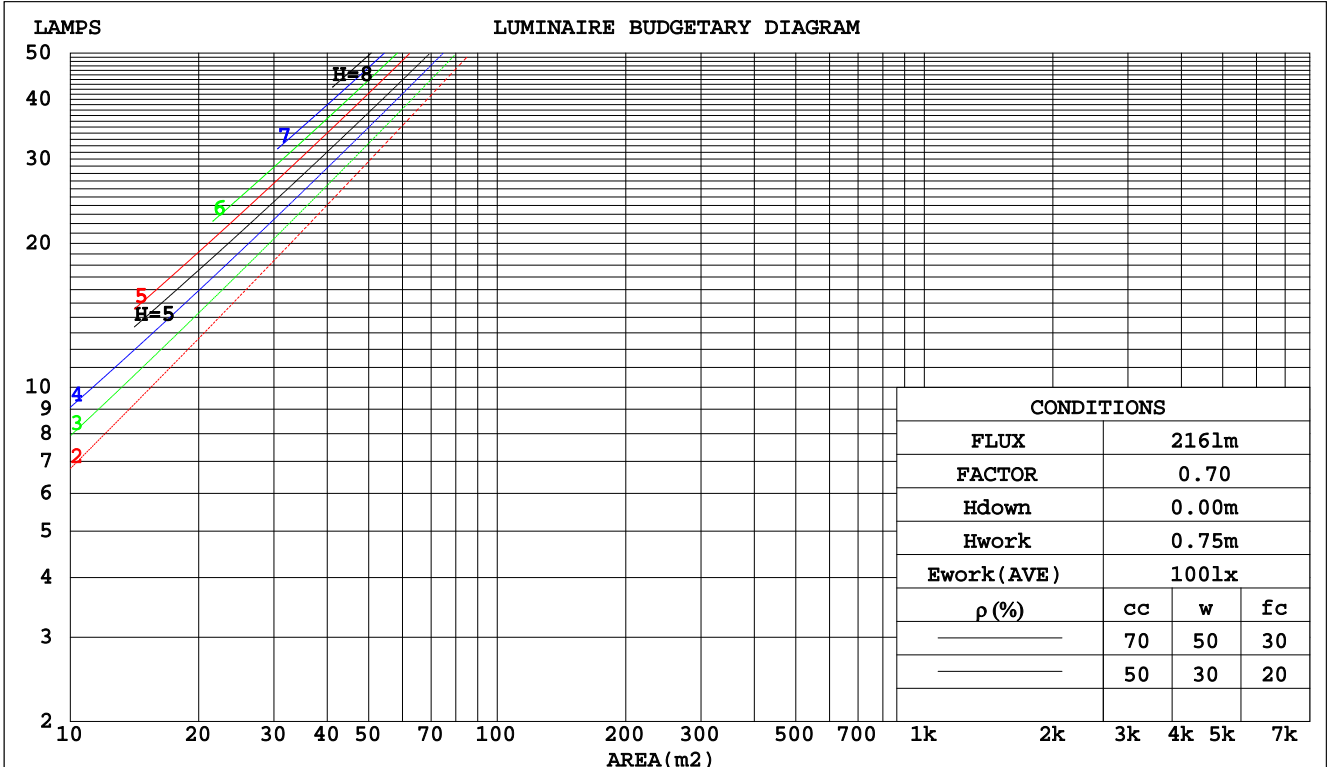
C Range: 0 - 360DEG
 C Interval: 15.0DEG
 Test Speed: HIGH
 Temperature: 25.3DEG
 Operators: Meng Yongjian
 Test Date: 2017-06-14

γ Range: 0 - 90DEG
 γ Interval: 1.0DEG
 Test System: EVERFINE GO-2000B_V1 SYSTEM V2.0.288
 Humidity: 52%
 Test Distance: 5.850m [K=1.0000]
 Remarks:

CU AND LUMINAIRE BUDGETARY ESTIMATE DIAGRAM

Test:U:220.7V I:0.0203A P:3.180W PF:0.7101 Lamp Flux:216.115x1 lm		
NAME: FF1-2W-840-40D Specular	TYPE:Downlight	SERIAL No.:
SPEC.:4000K	DIM.: L45mm*W45mm*H60mm	
MFR.: NEKO LIGHTING AG		

pcc	80%			70%			50%			30%			10%			0
	50%	30%	10%	50%	30%	10%	50%	30%	10%	50%	30%	10%	50%	30%	10%	0
pw																
pfc																
RCR	RCR:Room Cavity Ratio															
	Coefficients of Utilization(CU)															
0.0	1.19	1.19	1.19	1.16	1.16	1.16	1.11	1.11	1.11	1.06	1.06	1.06	1.02	1.02	1.02	.00
1.0	1.12	1.10	1.08	1.10	1.08	1.07	1.06	1.05	1.03	1.02	1.01	1.00	.99	.98	.97	.96
2.0	1.06	1.03	1.00	1.05	1.02	.99	1.01	.99	.97	.98	.97	.95	.96	.94	.93	.91
3.0	1.01	.97	.94	.90	.96	.93	.97	.94	.91	.95	.92	.90	.93	.90	.89	.87
4.0	.96	.92	.88	.95	.91	.88	.93	.89	.87	.91	.88	.86	.89	.87	.85	.83
5.0	.92	.87	.84	.91	.86	.83	.89	.85	.82	.88	.84	.82	.86	.83	.81	.80
6.0	.88	.83	.79	.87	.82	.79	.86	.82	.79	.84	.81	.78	.83	.80	.78	.76
7.0	.84	.79	.76	.83	.79	.76	.82	.78	.75	.81	.77	.75	.80	.77	.74	.73
8.0	.80	.76	.72	.80	.75	.72	.79	.75	.72	.78	.74	.72	.77	.74	.71	.70
9.0	.77	.73	.69	.77	.72	.69	.76	.72	.69	.75	.71	.69	.74	.71	.69	.68
10.0	.74	.70	.67	.74	.69	.66	.73	.69	.66	.73	.69	.66	.72	.68	.66	.65



C Range: 0 - 360DEG
 C Interval: 15.0DEG
 Test Speed: HIGH
 Temperature:25.3DEG
 Operators:Meng Yongjian
 Test Date:2017-06-14

γ Range: 0 - 90DEG
 γ Interval: 1.0DEG
 Test System:EVERFINE GO-2000B_V1 SYSTEM V2.0.288
 Humidity:52%
 Test Distance:5.850m [K=1.0000]
 Remarks:

WEC AND CCEC

Test:U:220.7V I:0.0203A P:3.180W PF:0.7101 Lamp Flux:216.115x1 lm		
NAME: FF1-2W-840-40D Specular	TYPE:Downlight	SERIAL No.:
SPEC.:4000K	DIM.: L45mm*W45mm*H60mm	
MFR.: NEKO LIGHTING AG		

ρcc	80%			70%			50%			30%			10%			0
ρw	50%	30%	10%	50%	30%	10%	50%	30%	10%	50%	30%	10%	50%	30%	10%	0
ρfc	20%			20%			20%			20%			20%			0
RCR	RCR:Room Cavity Ratio						Wall Exitance Coefficients(WEC)									
0.0																
1.0	.150	.085	.027	.143	.082	.026	.131	.075	.024	.119	.069	.022	.109	.063	.020	
2.0	.141	.077	.024	.135	.074	.023	.125	.069	.022	.115	.065	.020	.106	.060	.019	
3.0	.132	.070	.021	.128	.068	.021	.119	.064	.020	.111	.061	.019	.104	.057	.018	
4.0	.125	.065	.019	.121	.063	.019	.114	.060	.018	.107	.057	.017	.101	.055	.017	
5.0	.119	.061	.018	.116	.059	.017	.109	.057	.017	.103	.054	.016	.098	.052	.016	
6.0	.113	.057	.016	.110	.056	.016	.105	.054	.016	.100	.052	.015	.095	.050	.015	
7.0	.108	.054	.015	.106	.053	.015	.101	.051	.015	.096	.049	.014	.092	.048	.014	
8.0	.104	.051	.014	.102	.050	.014	.097	.049	.014	.093	.047	.014	.090	.046	.013	
9.0	.100	.048	.013	.098	.048	.013	.094	.046	.013	.090	.045	.013	.087	.044	.013	
10.0	.096	.046	.013	.094	.046	.013	.091	.044	.013	.088	.043	.012	.085	.043	.012	

ρcc	80%			70%			50%			30%			10%			0
ρw	50%	30%	10%	50%	30%	10%	50%	30%	10%	50%	30%	10%	50%	30%	10%	0
ρfc	20%			20%			20%			20%			20%			0
RCR	RCR:Room Cavity Ratio						Ceiling Cavity Exitance Coefficients(CCEC)									
0.0	.190	.190	.190	.163	.163	.163	.111	.111	.111	.064	.064	.064	.020	.020	.020	
1.0	.169	.158	.147	.145	.135	.127	.099	.093	.088	.057	.054	.051	.018	.017	.016	
2.0	.152	.133	.116	.130	.114	.101	.089	.079	.070	.051	.046	.041	.017	.015	.013	
3.0	.138	.113	.094	.118	.098	.081	.081	.068	.057	.047	.040	.034	.015	.013	.011	
4.0	.126	.098	.077	.108	.085	.067	.075	.059	.047	.043	.035	.028	.014	.011	.009	
5.0	.117	.086	.064	.100	.075	.055	.069	.052	.039	.040	.031	.023	.013	.010	.008	
6.0	.108	.076	.054	.093	.066	.047	.064	.046	.033	.037	.027	.020	.012	.009	.006	
7.0	.101	.068	.046	.087	.059	.040	.060	.042	.028	.035	.025	.017	.011	.008	.006	
8.0	.095	.062	.039	.082	.054	.034	.057	.038	.024	.033	.022	.014	.011	.007	.005	
9.0	.090	.057	.034	.077	.049	.030	.054	.034	.021	.031	.020	.013	.010	.007	.004	
10.0	.085	.052	.030	.074	.045	.026	.051	.032	.018	.030	.019	.011	.010	.006	.004	

C Range: 0 - 360DEG
 C Interval: 15.0DEG
 Test Speed: HIGH
 Temperature:25.3DEG
 Operators:Meng Yongjian
 Test Date:2017-06-14

γ Range: 0 - 90DEG
 γ Interval: 1.0DEG
 Test System:EVERFINE GO-2000B_V1 SYSTEM V2.0.288
 Humidity:52%
 Test Distance:5.850m [K=1.0000]
 Remarks:

UGR(Unified Glare Rating) Table

Test:U:220.7V I:0.0203A P:3.180W PF:0.7101 Lamp Flux:216.115x1 lm		
NAME: FF1-2W-840-40D Specular	TYPE:Downlight	SERIAL No.:
SPEC.:4000K	DIM.: L45mm*W45mm*H60mm	
MFR.: NEKO LIGHTING AG		

ceiling/cavity	0.7	0.7	0.5	0.5	0.3	0.7	0.7	0.5	0.5	0.3
walls	0.5	0.3	0.5	0.3	0.3	0.5	0.3	0.5	0.3	0.3
working plane	0.2	0.2	0.2	0.2	0.2	0.2	0.2	0.2	0.2	0.2
Room dimensions	Viewed crosswise					Viewed endwise				
x = 2H y = 2H	4.7	5.5	4.9	5.6	5.8	4.3	5.0	4.5	5.2	5.4
3H	4.6	5.3	4.8	5.4	5.6	4.1	4.8	4.4	5.0	5.2
4H	4.5	5.1	4.7	5.3	5.6	4.1	4.7	4.3	4.9	5.1
6H	4.4	5.0	4.7	5.2	5.5	4.0	4.6	4.3	4.8	5.1
8H	4.3	4.9	4.6	5.2	5.4	3.9	4.5	4.2	4.8	5.0
12H	4.3	4.9	4.6	5.1	5.4	3.9	4.5	4.2	4.7	5.0
4H 2H	4.5	5.1	4.7	5.3	5.6	4.1	4.7	4.3	4.9	5.1
3H	4.3	4.9	4.6	5.1	5.4	3.9	4.5	4.2	4.7	5.0
4H	4.2	4.7	4.5	5.0	5.3	3.8	4.3	4.1	4.6	4.9
6H	4.1	4.6	4.5	4.9	5.2	3.7	4.2	4.1	4.5	4.8
8H	4.1	4.5	4.4	4.8	5.2	3.6	4.1	4.0	4.4	4.8
12H	4.0	4.4	4.4	4.8	5.2	3.6	4.0	4.0	4.4	4.7
8H 4H	4.1	4.5	4.4	4.8	5.2	3.6	4.1	4.0	4.4	4.8
6H	3.9	4.3	4.4	4.7	5.1	3.5	3.9	4.0	4.3	4.7
8H	3.9	4.2	4.3	4.6	5.1	3.5	3.8	3.9	4.2	4.6
12H	3.8	4.1	4.3	4.5	5.0	3.4	3.7	3.9	4.1	4.6
12H 4H	4.0	4.4	4.4	4.8	5.2	3.6	4.0	4.0	4.4	4.7
6H	3.9	4.2	4.3	4.6	5.1	3.5	3.8	3.9	4.2	4.6
8H	3.8	4.1	4.3	4.5	5.0	3.4	3.7	3.9	4.1	4.6
Variations with the observer position at spacings:										
S = 1.0H	+ 4.6 / -13.7					+ 5.0 / -12.6				
1.5H	+ 7.4 / -13.7					+ 7.8 / -12.7				
2.0H	+ 2.7 / - 1.5					+ 1.6 / - 1.0				

CIE Pub.117 Corrected 216.1 lm Total Lamp Luminous Flux. (8log(F/F0) = -5.3)

C Range: 0 - 360DEG
 C Interval: 15.0DEG
 Test Speed: HIGH
 Temperature:25.3DEG
 Operators:Meng Yongjian
 Test Date:2017-06-14

γ Range: 0 - 90DEG
 γ Interval: 1.0DEG
 Test System:EVERFINE GO-2000B_V1 SYSTEM V2.0.288
 Humidity:52%
 Test Distance:5.850m [K=1.0000]
 Remarks:

UTILIZATION FACTORS TABLE

Test:U:220.7V I:0.0203A P:3.180W PF:0.7101 Lamp Flux:216.115x1 lm		
NAME: FF1-2W-840-40D Specular	TYPE:Downlight	SERIAL No.:
SPEC.:4000K	DIM.: L45mm*W45mm*H60mm	
MFR.: NEKO LIGHTING AG		

REFLECTANCE										
Ceiling	0.8	0.8	0.8	0.7	0.7	0.7	0.5	0.5	0.5	0
Walls	0.7	0.5	0.3	0.7	0.5	0.3	0.7	0.5	0.3	0
Working plane	0.2	0.2	0.2	0.2	0.2	0.2	0.2	0.2	0.2	0
ROOM INDEX	UTILIZATION FACTORS(PERCENT) $k(RI) \times RCR = 5$									
k = 0.60	91	86	82	91	86	82	90	85	82	79
0.80	98	93	90	98	93	90	97	92	89	86
1.00	102	97	94	101	97	94	100	96	93	90
1.25	105	101	98	104	100	97	103	99	97	93
1.50	108	104	101	107	103	100	105	102	99	95
2.00	110	106	103	109	105	103	106	103	101	96
2.50	111	108	105	110	107	104	107	104	103	97
3.00	113	110	107	111	108	106	108	106	104	98
4.00	115	112	110	113	111	109	109	107	106	99
5.00	116	114	112	114	112	111	110	109	108	100
ROOM INDEX	UF(total)									Direct
According to DIN EN 13032-2 2004			Suspended				SHRNOM = 1.25			

C Range: 0 - 360DEG
 C Interval: 15.0DEG
 Test Speed: HIGH
 Temperature:25.3DEG
 Operators:Meng Yongjian
 Test Date:2017-06-14

γ Range: 0 - 90DEG
 γ Interval: 1.0DEG
 Test System:EVERFINE GO-2000B_V1 SYSTEM V2.0.288
 Humidity:52%
 Test Distance:5.850m [K=1.0000]
 Remarks:

ISOCANDELA DIAGRAM

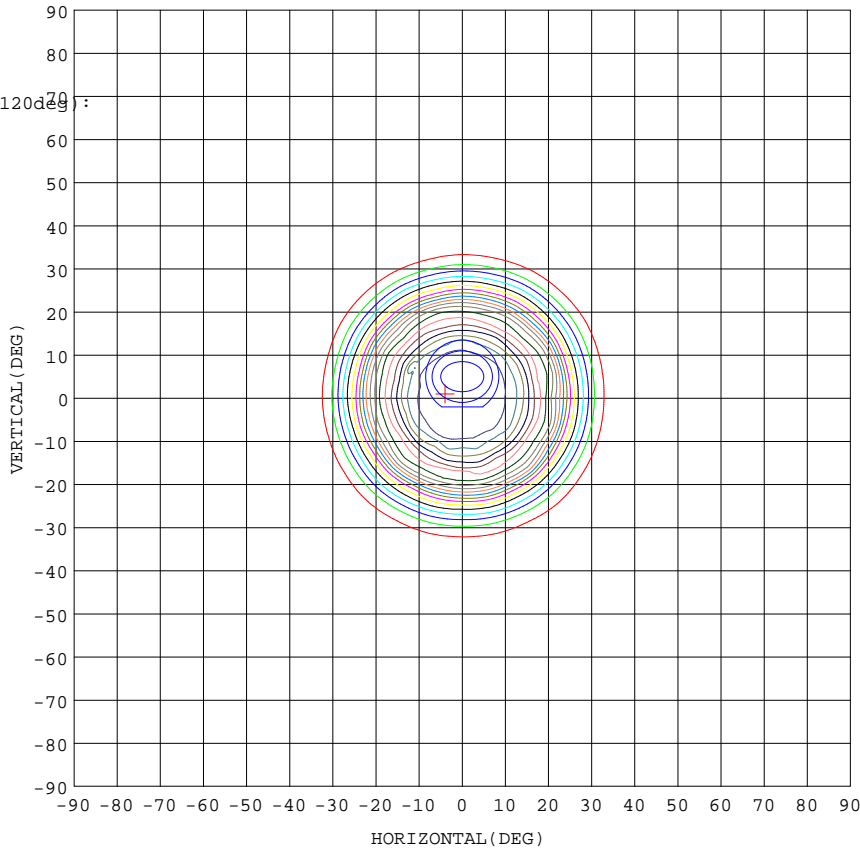
Test:U:220.7V I:0.0203A P:3.180W PF:0.7101 Lamp Flux:216.115x1 lm		
NAME: FF1-2W-840-40D Specular	TYPE:Downlight	SERIAL No.:
SPEC.:4000K	DIM.: L45mm*W45mm*H60mm	
MFR.: NEKO LIGHTING AG		

Conical surface Flux(90deg):

215.95 lm
%lum = 99.9%
%lamp = 99.9%

Conical surface Flux(120deg):

216.05 lm
%lum = 100.0%
%lamp = 100.0%



1. AVG=431.2,MIN=425.8
2. AVG=429.5,MIN=414.6
3. AVG=425.3,MIN=390.9

Imax:437.1(H=4.0,V1.0)
(At:C=195.0,Gamma=4.0)

UNIT: cd

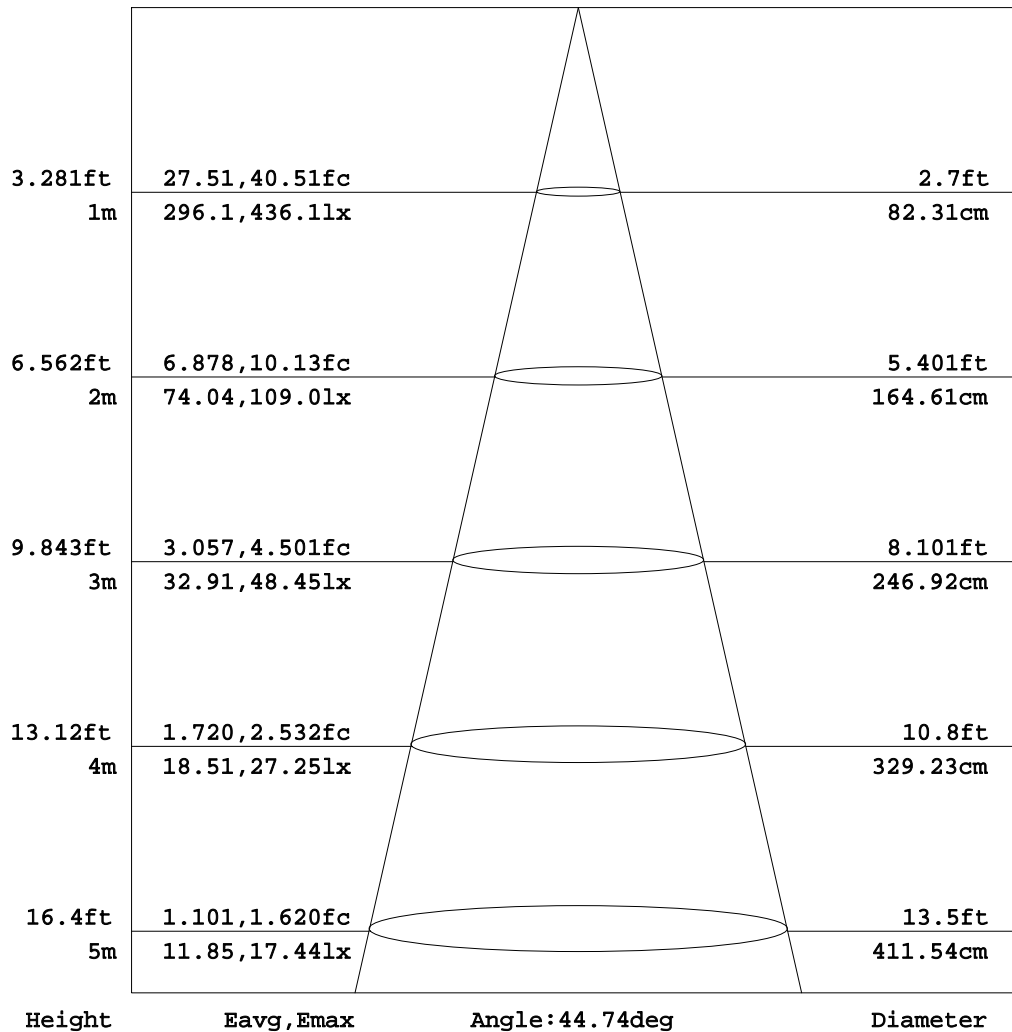
C Range: 0 - 360DEG
C Interval: 15.0DEG
Test Speed: HIGH
Temperature:25.3DEG
Operators:Meng Yongjian
Test Date:2017-06-14

γ Range: 0 - 90DEG
γ Interval: 1.0DEG
Test System:EVERFINE GO-2000B_V1 SYSTEM V2.0.288
Humidity:52%
Test Distance:5.850m [K=1.0000]
Remarks:

AAI Figure

Test:U:220.7V I:0.0203A P:3.180W PF:0.7101 Lamp Flux:216.115x1 lm		
NAME: FF1-2W-840-40D Specular	TYPE:Downlight	SERIAL No.:
SPEC.:4000K	DIM.: L45mm*W45mm*H60mm	
MFR.: NEKO LIGHTING AG		

Flux out:167.6 lm



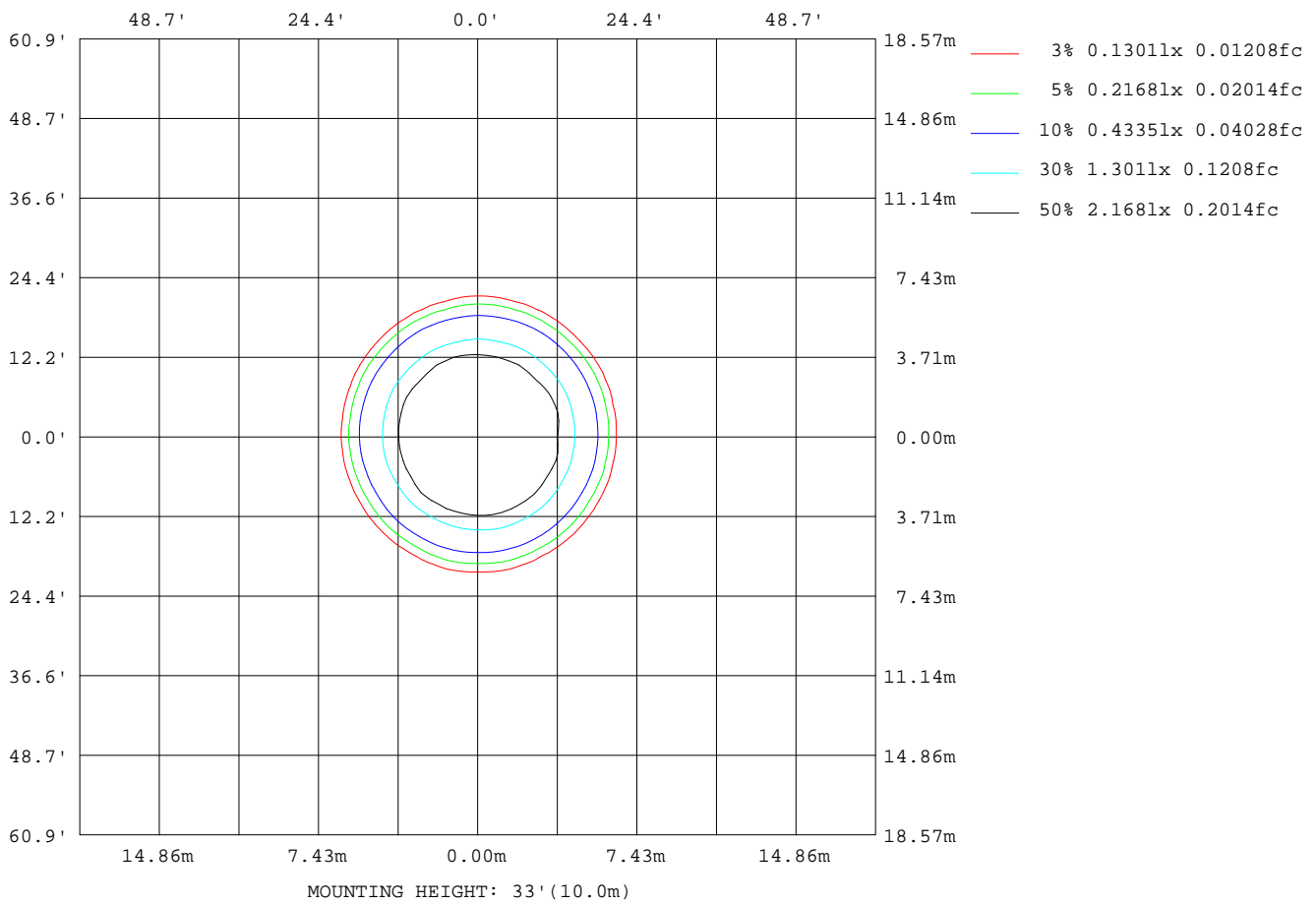
Note:The Curves indicate the illuminated area and the average illumination when the luminaire is at different distance.

C Range: 0 - 360DEG
C Interval: 15.0DEG
Test Speed: HIGH
Temperature:25.3DEG
Operators:Meng Yongjian
Test Date:2017-06-14

γ Range: 0 - 90DEG
γ Interval: 1.0DEG
Test System:EVERFINE GO-2000B_V1 SYSTEM V2.0.288
Humidity:52%
Test Distance:5.850m [K=1.0000]
Remarks:

ISOLUX DIAGRAM

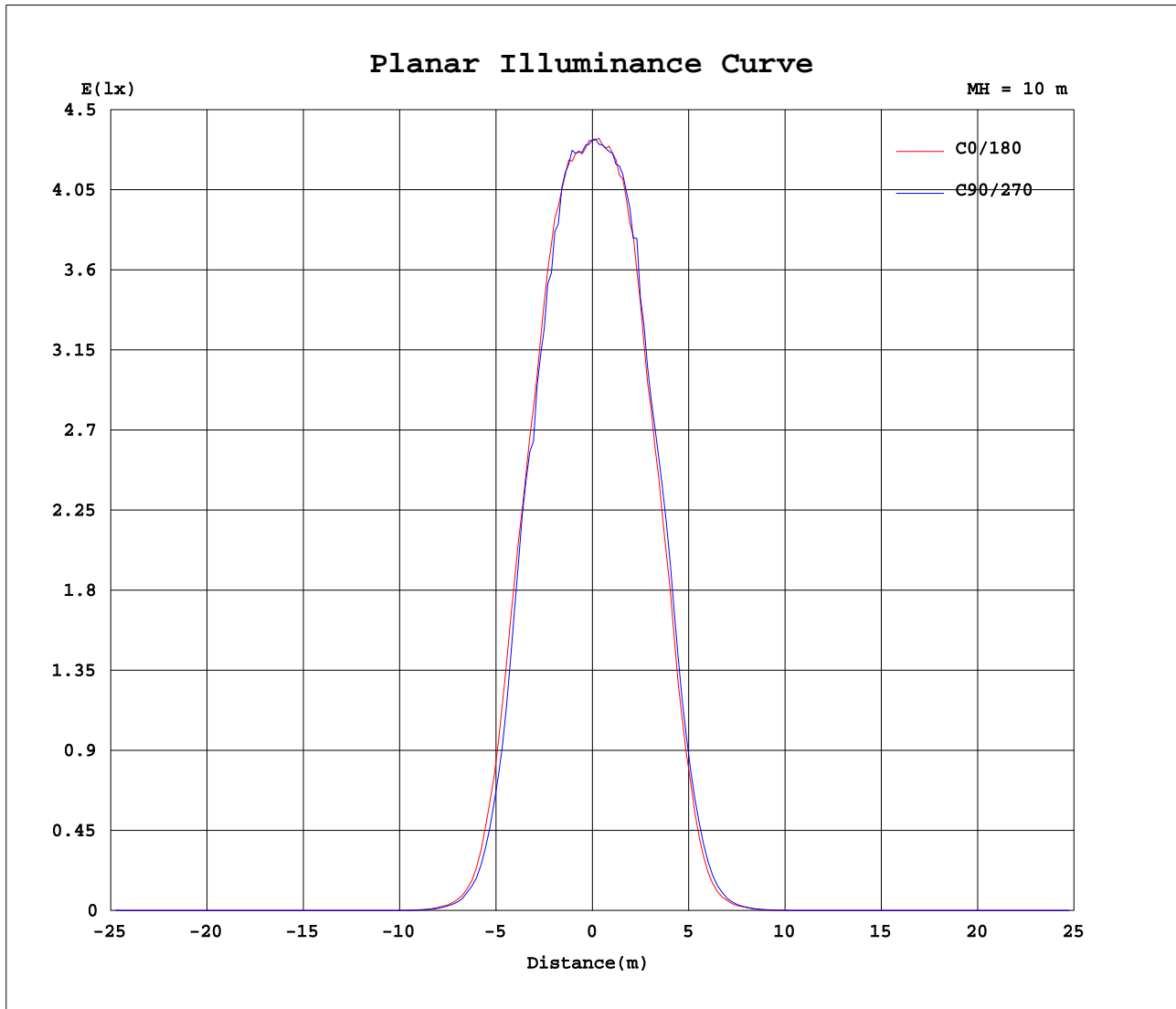
Test:U:220.7V I:0.0203A P:3.180W PF:0.7101 Lamp Flux:216.115x1 lm		
NAME: FF1-2W-840-40D Specular	TYPE:Downlight	SERIAL No.:
SPEC.:4000K	DIM.: L45mm*W45mm*H60mm	
MFR.: NEKO LIGHTING AG		



C Range: 0 - 360DEG
 C Interval: 15.0DEG
 Test Speed: HIGH
 Temperature:25.3DEG
 Operators:Meng Yongjian
 Test Date:2017-06-14

γ Range: 0 - 90DEG
 γ Interval: 1.0DEG
 Test System:EVERFINE GO-2000B_V1 SYSTEM V2.0.288
 Humidity:52%
 Test Distance:5.850m [K=1.0000]
 Remarks:

Planar Illuminance Curve



C Range: 0 - 360DEG
C Interval: 15.0DEG
Test Speed: HIGH
Temperature: 25.3DEG
Operators: Meng Yongjian
Test Date: 2017-06-14

γ Range: 0 - 90DEG
γ Interval: 1.0DEG
Test System: EVERFINE GO-2000B_V1 SYSTEM V2.0.288
Humidity: 52%
Test Distance: 5.850m [K=1.0000]
Remarks:

Photometric Data Table [cd]

G/C	0.0	15.0	30.0	45.0	60.0	75.0	90.0	105.0	120.0	135.0
0.0	432.8	433.7	432.5	433.8	432.5	433.6	433.1	433.1	433.1	432.6
3.0	426.9	429.3	427.6	427.2	428.9	428.1	428.1	432.4	429.9	430.9
6.0	428.0	425.4	428.5	428.4	429.9	422.8	434.3	429.4	429.1	430.0
9.0	420.4	425.1	418.1	418.6	418.6	416.5	421.5	425.4	418.9	418.8
12.0	400.3	402.2	402.6	392.2	388.3	396.1	382.9	397.2	381.8	386.5
15.0	357.7	358.7	357.4	352.0	344.5	353.9	347.2	346.9	337.8	342.8
18.0	309.4	307.8	296.2	301.4	306.6	307.7	299.8	287.3	294.1	297.9
21.0	254.8	268.2	253.7	258.7	250.3	247.2	239.6	236.1	238.7	248.1
24.0	182.4	176.2	170.9	169.9	160.6	159.0	150.9	149.9	146.5	153.5
27.0	106.8	105.8	99.81	96.06	92.77	91.68	85.79	86.54	86.71	91.44
30.0	52.62	51.00	46.07	45.02	41.88	41.19	39.68	39.81	37.62	39.69
33.0	20.92	19.71	19.03	19.02	18.11	18.43	17.55	17.76	17.24	17.47
36.0	8.296	7.698	7.317	7.268	7.008	6.892	6.530	6.617	6.199	6.513
39.0	3.431	3.421	3.116	2.980	2.593	2.529	2.343	2.333	2.213	2.346
42.0	1.040	1.006	0.9358	0.9220	0.8349	0.7974	0.6954	0.7059	0.6323	0.6884
45.0	0.1852	0.1547	0.1564	0.1351	0.1343	0.1156	0.1255	0.1091	0.1167	0.1025
48.0	0.0985	0.0721	0.0941	0.0721	0.0897	0.0656	0.0854	0.0677	0.0874	0.0612
51.0	0.0875	0.0634	0.0788	0.0612	0.0787	0.0590	0.0787	0.0590	0.0787	0.0567
54.0	0.0809	0.0590	0.0722	0.0503	0.0678	0.0459	0.0678	0.0459	0.0678	0.0415
57.0	0.0700	0.0437	0.0613	0.0415	0.0591	0.0372	0.0612	0.0372	0.0591	0.0372
60.0	0.0635	0.0394	0.0568	0.0371	0.0525	0.0350	0.0525	0.0350	0.0525	0.0328
63.0	0.0569	0.0350	0.0482	0.0350	0.0460	0.0328	0.0503	0.0328	0.0460	0.0328
66.0	0.0525	0.0328	0.0438	0.0350	0.0416	0.0349	0.0416	0.0284	0.0459	0.0328
69.0	0.0503	0.0328	0.0416	0.0284	0.0372	0.0306	0.0394	0.0241	0.0372	0.0240
72.0	0.0438	0.0241	0.0372	0.0241	0.0329	0.0219	0.0329	0.0175	0.0306	0.0153
75.0	0.0350	0.0153	0.0306	0.0197	0.0284	0.0153	0.0306	0.0131	0.0263	0.0087
78.0	0.0306	0.0044	0.0241	0.0087	0.0241	0.0066	0.0241	0.0022	0.0219	0.0022
81.0	0.0241	0.0044	0.0175	0.0044	0.0154	0.0066	0.0197	0	0.0175	0.0022
84.0	0.0175	0.0044	0.0131	0.0044	0.0110	0.0066	0	0	0.0131	0.0022
87.0	0.0088	0.0044	0.0088	0.0044	0.0066	0.0066	0.0044	0	0.0087	0.0022
90.0	0.0066	0.0044	0.0066	0.0044	0.0066	0.0066	0.0044	0	0.0066	0.0022
G/C	150.0	165.0	180.0	195.0	210.0	225.0	240.0	255.0	270.0	285.0
0.0	432.9	432.2	432.8	433.7	432.5	433.8	432.5	433.6	433.1	432.6
3.0	431.7	428.2	431.9	430.0	430.9	434.2	433.0	431.7	432.0	432.2
6.0	429.6	430.6	432.5	433.3	430.0	433.1	434.3	432.5	432.5	430.4
9.0	426.2	424.6	426.6	428.3	431.4	430.1	428.6	431.4	429.3	427.0
12.0	400.3	409.2	405.0	398.3	401.9	410.5	399.0	403.7	403.9	404.3
15.0	335.5	343.7	353.8	352.1	363.1	362.5	357.7	362.0	365.5	363.5
18.0	294.3	293.5	303.3	306.5	312.5	310.6	315.7	313.1	315.7	308.9
21.0	240.9	242.4	246.8	252.9	262.0	255.0	270.0	274.0	268.4	266.1
24.0	153.8	165.3	168.0	170.4	183.1	179.7	186.1	180.7	187.0	186.3
27.0	89.16	92.46	102.6	103.1	105.4	108.7	109.9	110.3	111.9	111.1
30.0	39.61	41.98	46.80	47.06	50.95	52.24	55.10	55.83	57.66	58.79
33.0	17.22	17.23	18.12	18.55	19.89	20.17	21.12	21.70	23.70	23.22
36.0	6.332	6.670	7.158	7.204	7.992	7.985	8.456	8.440	9.043	8.789
39.0	2.431	2.672	3.182	3.228	3.575	3.506	3.692	3.535	3.644	3.526
42.0	0.6562	0.7735	0.8925	0.8849	0.9872	1.006	1.099	1.124	1.229	1.223
45.0	0.1167	0.1134	0.1350	0.1540	0.1590	0.1936	0.2112	0.2309	0.2525	0.2508
48.0	0.0831	0.0656	0.0699	0.0919	0.0830	0.1116	0.0983	0.1291	0.1071	0.1291
51.0	0.0722	0.0612	0.0612	0.0809	0.0678	0.1006	0.0852	0.1116	0.0917	0.1116
54.0	0.0635	0.0459	0.0524	0.0722	0.0611	0.0831	0.0634	0.0919	0.0699	0.0919
57.0	0.0547	0.0372	0.0437	0.0656	0.0459	0.0722	0.0589	0.0765	0.0611	0.0787
60.0	0.0503	0.0328	0.0372	0.0547	0.0393	0.0613	0.0415	0.0700	0.0437	0.0700
63.0	0.0438	0.0306	0.0350	0.0481	0.0328	0.0525	0.0371	0.0569	0.0415	0.0612
66.0	0.0394	0.0262	0.0350	0.0437	0.0306	0.0481	0.0350	0.0503	0.0350	0.0525
69.0	0.0350	0.0197	0.0306	0.0372	0.0306	0.0416	0.0306	0.0394	0.0328	0.0459
72.0	0.0285	0.0131	0.0240	0.0328	0.0219	0.0372	0.0262	0.0350	0.0284	0.0372
75.0	0.0262	0.0065	0.0174	0.0241	0.0131	0.0263	0.0153	0.0306	0.0197	0.0328
78.0	0.0175	0.0044	0.0043	0.0197	0.0022	0.0241	0.0065	0.0241	0.0087	0.0262
81.0	0.0131	0.0044	0.0022	0.0131	0	0.0154	0	0.0197	0	0.0219
84.0	0.0087	0.0044	0.0022	0.0088	0	0.0110	0	0.0131	0	0.0132
87.0	0.0066	0.0044	0.0022	0.0066	0	0.0066	0	0.0066	0	0.0087
90.0	0.0044	0.0044	0.0044	0.0022	0	0.0022	0.0022	0	0	0.0022
G/C	300.0	315.0	330.0	345.0						
0.0	433.1	432.6	432.9	432.2						
3.0	431.2	429.5	430.0	428.0						
6.0	427.9	428.5	427.5	422.9						
9.0	427.7	420.9	423.5	425.0						
12.0	408.0	404.9	406.8	404.8						
15.0	367.2	366.2	369.6	359.0						
18.0	307.5	315.2	315.7	304.2						
21.0	270.5	265.7	275.0	276.2						

C Range: 0 - 360DEG

C Interval: 15.0DEG

Test Speed: HIGH

Temperature: 25.3DEG

Operators: Meng Yongjian

Test Date: 2017-06-14

γ Range: 0 - 90DEG

γ Interval: 1.0DEG

Test System: EVERFINE GO-2000B_V1 SYSTEM V2.0.288

Humidity: 52%

Test Distance: 5.850m [K=1.0000]

Remarks:

Photometric Data Table [cd]

24.0	190.0	187.7	196.9	189.1
27.0	115.3	113.1	112.7	109.7
30.0	61.25	60.02	58.69	57.07
33.0	23.58	22.75	23.42	21.95
36.0	9.273	8.905	9.048	8.712
39.0	3.725	3.661	3.883	3.695
42.0	1.266	1.205	1.239	1.155
45.0	0.2568	0.2508	0.2373	0.2091
48.0	0.1049	0.1203	0.0917	0.0985
51.0	0.0895	0.1028	0.0765	0.0875
54.0	0.0677	0.0853	0.0612	0.0787
57.0	0.0611	0.0765	0.0502	0.0678
60.0	0.0415	0.0678	0.0372	0.0591
63.0	0.0371	0.0569	0.0350	0.0503
66.0	0.0328	0.0503	0.0328	0.0394
69.0	0.0306	0.0416	0.0327	0.0415
72.0	0.0219	0.0329	0.0175	0.0328
75.0	0.0131	0.0285	0.0087	0.0263
78.0	0.0109	0.0262	0.0022	0.0197
81.0	0.0022	0.0197	0	0.0153
84.0	0.0022	0.0153	0	0.0110
87.0	0.0022	0.0066	0	0.0066
90.0	0.0022	0.0022	0	0.0022

C Range: 0 - 360DEG
 C Interval: 15.0DEG
 Test Speed: HIGH
 Temperature: 25.3DEG
 Operators: Meng Yongjian
 Test Date: 2017-06-14

γ Range: 0 - 90DEG
 γ Interval: 1.0DEG
 Test System: EVERFINE GO-2000B_V1 SYSTEM V2.0.288
 Humidity: 52%
 Test Distance: 5.850m [K=1.0000]
 Remarks: