

LED Downlight FUSION Series FA5-11W-830-24D Black



Light Output Ratio:	100.0%	
Luminaire Power:	13.16 W	
SHR Nominal:	0.00	Calculated using the TM5
SHR Maximum:	1.00	fine grid method.

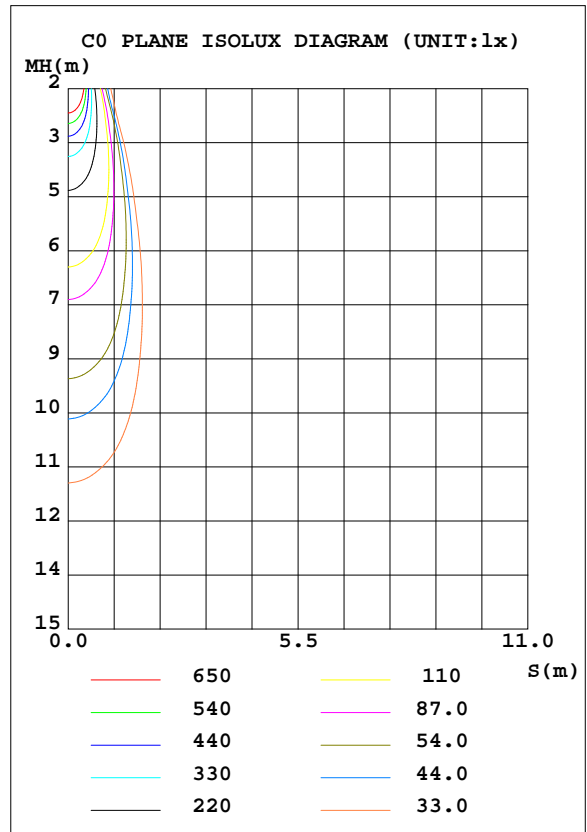
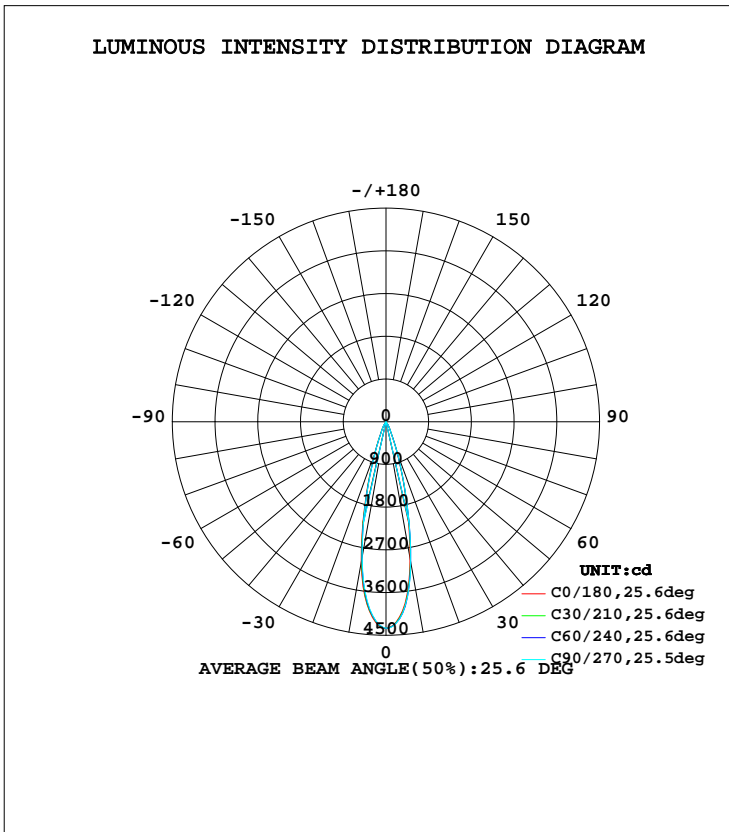
C Range: 0 - 360DEG
C Interval: 15.0DEG
Test Speed: HIGH
Temperature: 25.3DEG
Operators: Cao Chengpei
Test Date: 2016-06-23

γ Range: 0 - 90DEG
 γ Interval: 1.0DEG
Test System: EVERFINE GO-2000B_V1 SYSTEM V2.0.288
Humidity: 53.0%
Test Distance: 5.850m [K=1.0000]
Remarks:

LUMINAIRE PHOTOMETRIC TEST REPORT

Test:U:220.6V I:0.0660A P:13.16W PF:0.9040 Lamp Flux:949.156x1 lm		
NAME: FA5-11W-830-24D Black	TYPE:Downlight	SERIAL No.:
SPEC.:3000K	DIM.: L153mm*W45mm*H60mm	
MFR.: NEKO LIGHTING AG		

DATA OF LAMP		PHOTOMETRIC DATA			
MODEL	CREE-3000K	Imax(cd)	4354	S/MH(C0/180)	0.43
NOMINAL POWER(W)	13.0	LOR(%)	100.0	S/MH(C90/270)	0.42
RATED VOLTAGE(V)	220	TOTAL FLUX(lm)	949.16	η UP, DN(C0-180)	0.0, 50.8
NOMINAL FLUX(lm)	949.156	CIE CLASS	DIRECT	η UP, DN(C180-360)	0.0, 49.2
LAMPS INSIDE	1	η up(%)	0.0	CIBSE SHR NOM	0.00
TEST VOLTAGE(V)	220	η down(%)	100.0	CIBSE SHR MAX	1.00



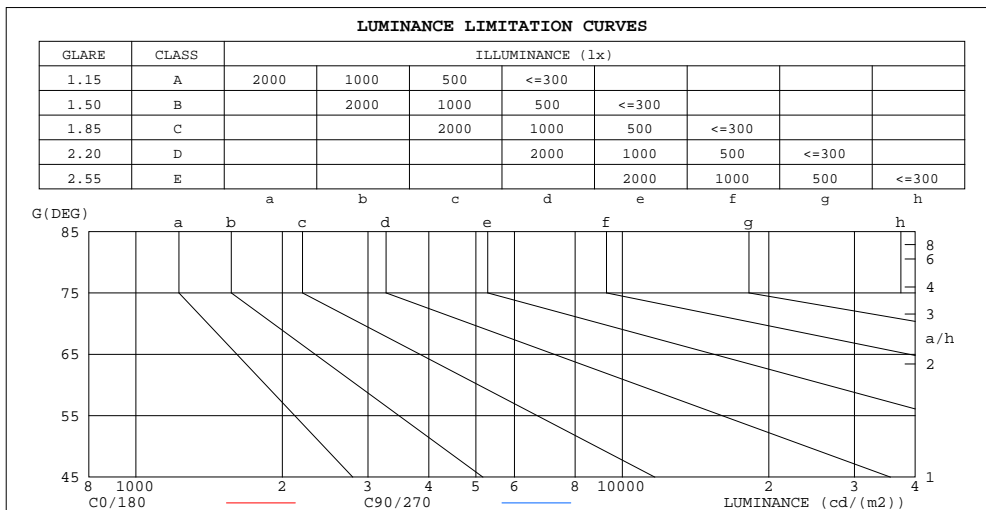
C Range: 0 - 360DEG
C Interval: 15.0DEG
Test Speed: HIGH
Temperature: 25.3DEG
Operators: Cao Chengpei
Test Date: 2016-06-23

γ Range: 0 - 90DEG
γ Interval: 1.0DEG
Test System: EVERFINE GO-2000B_V1 SYSTEM V2.0.288
Humidity: 53.0%
Test Distance: 5.850m [K=1.0000]
Remarks:

**ZONAL FLUX DIAGRAM
AND LUMINANCE LIMITATION CURVES**

ZONAL FLUX DIAGRAM:

γ	C0	C45	C90	C135	C180	C225	C270	C315	γ	Φ zone	Φ total	Φ lum, lamp
10	2927	3030	3002	3029	3009	2910	2900	2901	0- 10	349.2	349.2	36.8,36.8
20	671.7	722.6	700.7	713.1	673.8	636.8	632.5	660.2	10- 20	440.8	790.0	83.2,83.2
30	124.9	132.7	129.3	129.0	133.9	127.3	123.6	124.3	20- 30	132.4	922.4	97.2,97.2
40	4.052	4.666	4.246	4.608	3.764	4.507	4.501	4.125	30- 40	25.95	948.3	99.9,99.9
50	0.1428	0.1384	0.1450	0.1299	0.1255	0.1513	0.1149	0.1471	40- 50	0.5473	948.9	100,100
60	0.0937	0.0767	0.0959	0.0745	0.0703	0.0959	0.0681	0.0916	50- 60	0.0938	949.0	100,100
70	0.0725	0.0596	0.0746	0.0596	0.0575	0.0724	0.0511	0.0724	60- 70	0.0718	949.0	100,100
80	0.0639	0.0511	0.0533	0.0511	0.0575	0.0576	0.0511	0.0639	70- 80	0.0632	949.1	100,100
90	0.0618	0.0554	0.0511	0.0511	0.0575	0.0511	0.0511	0.0533	80- 90	0.0593	949.2	100,100
100									90-100			
110									100-110			
120									110-120			
130									120-130			
140									130-140			
150									140-150			
160									150-160			
170									160-170			
180									170-180			
DEG	LUMINOUS INTENSITY:cd									UNIT:lm		



LUMINANCE cd/(m2)		
G(DEG)	C0/180	C90/270
85	103	85
80	53	45
75	37	37
70	31	32
65	28	28
60	27	28
55	28	28
50	32	33
45	46	50

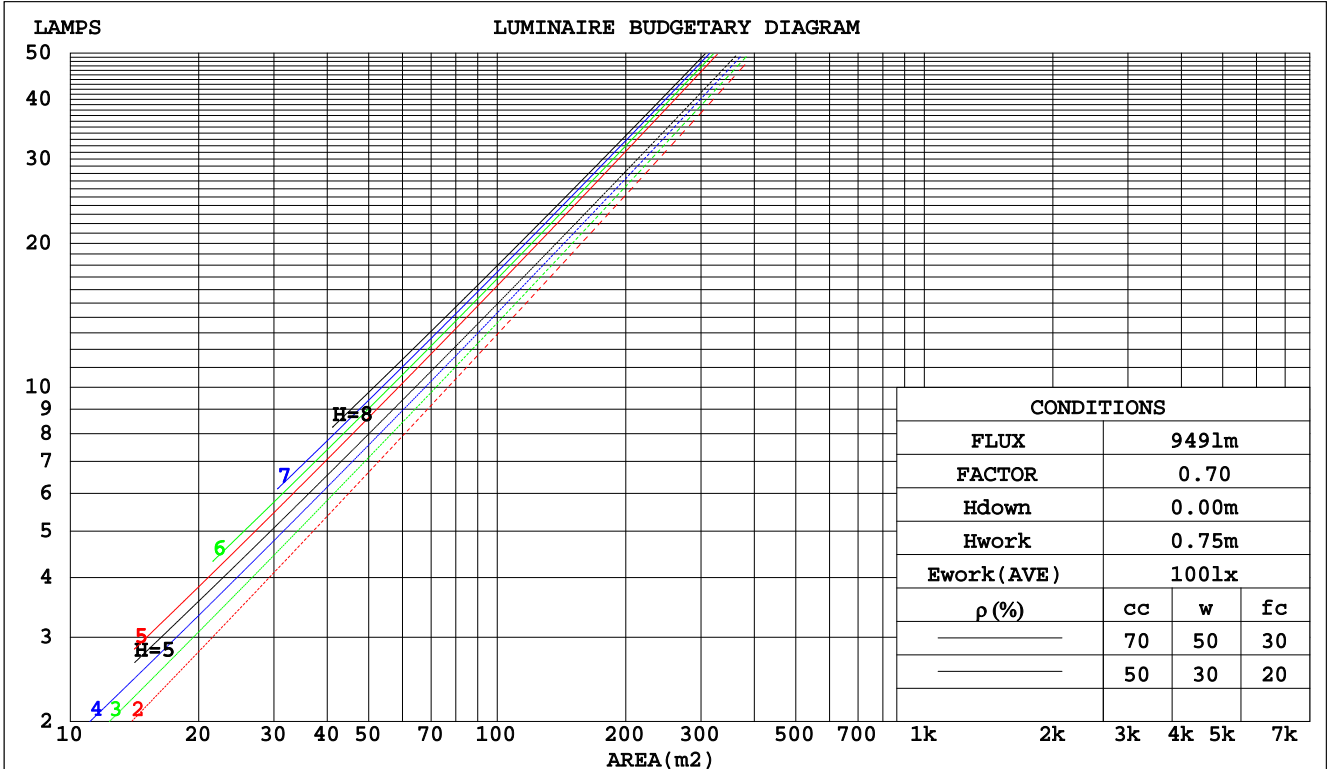
C Range: 0 - 360DEG
C Interval: 15.0DEG
Test Speed: HIGH
Temperature:25.3DEG
Operators:Cao Chengpei
Test Date:2016-06-23

γ Range: 0 - 90DEG
 γ Interval: 1.0DEG
Test System:EVERFINE GO-2000B_V1 SYSTEM V2.0.288
Humidity:53.0%
Test Distance:5.850m [K=1.0000]
Remarks:

CU AND LUMINAIRE BUDGETARY ESTIMATE DIAGRAM

Test:U:220.6V I:0.0660A P:13.16W PF:0.9040 Lamp Flux:949.156x1 lm		
NAME: FA5-11W-830-24D Black	TYPE:Downlight	SERIAL No.:
SPEC.:3000K	DIM.: L153mm*W45mm*H60mm	
MFR.: NEKO LIGHTING AG		

pcc	80%			70%			50%			30%			10%			0
	50%	30%	10%	50%	30%	10%	50%	30%	10%	50%	30%	10%	50%	30%	10%	0
pw																0
pfc																0
RCR	RCR:Room Cavity Ratio Coefficients of Utilization(CU)															
0.0	1.19	1.19	1.19	1.16	1.16	1.16	1.11	1.11	1.11	1.06	1.06	1.06	1.02	1.02	1.02	.00
1.0	1.13	1.11	1.10	1.11	1.09	1.08	1.07	1.06	1.05	1.03	1.02	1.01	1.00	.99	.99	.97
2.0	1.08	1.05	1.03	1.06	1.04	1.02	1.03	1.01	.99	1.00	.99	.97	.98	.97	.95	.94
3.0	1.04	1.00	.97	1.02	.99	.97	.90	.97	.95	.98	.96	.94	.96	.94	.92	.91
4.0	.90	.96	.93	.99	.95	.93	.97	.94	.92	.95	.93	.91	.93	.91	.90	.88
5.0	.96	.92	.90	.96	.92	.89	.94	.91	.88	.93	.90	.88	.91	.89	.87	.86
6.0	.93	.89	.86	.93	.89	.86	.91	.88	.86	.90	.87	.85	.89	.86	.85	.84
7.0	.90	.86	.84	.90	.86	.83	.89	.85	.83	.88	.85	.83	.87	.84	.82	.81
8.0	.88	.84	.81	.87	.84	.81	.86	.83	.81	.86	.83	.80	.85	.82	.80	.79
9.0	.85	.81	.79	.85	.81	.79	.84	.81	.79	.84	.80	.78	.83	.80	.78	.77
10.0	.83	.79	.77	.83	.79	.77	.82	.79	.76	.82	.78	.76	.81	.78	.76	.75



C Range: 0 - 360DEG
 C Interval: 15.0DEG
 Test Speed: HIGH
 Temperature:25.3DEG
 Operators:Cao Chengpei
 Test Date:2016-06-23

γ Range: 0 - 90DEG
 γ Interval: 1.0DEG
 Test System:EVERFINE GO-2000B_V1 SYSTEM V2.0.288
 Humidity:53.0%
 Test Distance:5.850m [K=1.0000]
 Remarks:

WEC AND CCEC

Test:U:220.6V I:0.0660A P:13.16W PF:0.9040 Lamp Flux:949.156x1 lm		
NAME: FA5-11W-830-24D Black	TYPE:Downlight	SERIAL No.:
SPEC.:3000K	DIM.: L153mm*W45mm*H60mm	
MFR.: NEKO LIGHTING AG		

ρcc	80%			70%			50%			30%			10%			0
ρw	50%	30%	10%	50%	30%	10%	50%	30%	10%	50%	30%	10%	50%	30%	10%	0
ρfc	20%			20%			20%			20%			20%			0
RCR	RCR:Room Cavity Ratio						Wall Exitance Coefficients(WEC)									
0.0																
1.0	.133	.076	.024	.126	.072	.023	.114	.065	.021	.102	.059	.019	.092	.053	.017	
2.0	.123	.067	.021	.117	.065	.020	.107	.059	.018	.098	.055	.017	.089	.050	.016	
3.0	.114	.061	.018	.109	.059	.018	.101	.055	.017	.093	.051	.016	.086	.048	.015	
4.0	.107	.055	.016	.103	.054	.016	.096	.051	.015	.089	.048	.014	.083	.045	.014	
5.0	.100	.051	.015	.097	.050	.015	.091	.047	.014	.086	.045	.013	.080	.043	.013	
6.0	.095	.048	.014	.092	.047	.013	.087	.045	.013	.082	.043	.013	.078	.041	.012	
7.0	.090	.045	.013	.088	.044	.012	.083	.042	.012	.079	.041	.012	.075	.039	.011	
8.0	.086	.042	.012	.084	.041	.012	.080	.040	.011	.076	.039	.011	.073	.037	.011	
9.0	.082	.040	.011	.080	.039	.011	.077	.038	.011	.074	.037	.011	.071	.036	.010	
10.0	.079	.038	.011	.077	.037	.010	.074	.036	.010	.071	.035	.010	.068	.034	.010	

ρcc	80%			70%			50%			30%			10%			0
ρw	50%	30%	10%	50%	30%	10%	50%	30%	10%	50%	30%	10%	50%	30%	10%	0
ρfc	20%			20%			20%			20%			20%			0
RCR	RCR:Room Cavity Ratio						Ceiling Cavity Exitance Coefficients(CCEC)									
0.0	.190	.190	.190	.163	.163	.163	.111	.111	.111	.064	.064	.064	.020	.020	.020	
1.0	.168	.158	.148	.144	.135	.128	.098	.093	.088	.057	.054	.051	.018	.017	.017	
2.0	.150	.133	.118	.128	.114	.102	.088	.079	.071	.051	.046	.042	.016	.015	.014	
3.0	.134	.113	.096	.115	.098	.084	.079	.068	.059	.046	.040	.035	.015	.013	.011	
4.0	.122	.098	.080	.104	.085	.069	.072	.059	.049	.042	.034	.029	.013	.011	.009	
5.0	.111	.085	.066	.095	.074	.058	.066	.052	.041	.038	.030	.024	.012	.010	.008	
6.0	.102	.075	.056	.088	.065	.049	.061	.046	.035	.035	.027	.021	.011	.009	.007	
7.0	.094	.067	.048	.081	.058	.042	.056	.041	.030	.033	.024	.018	.011	.008	.006	
8.0	.088	.060	.041	.076	.052	.036	.052	.037	.026	.030	.022	.015	.010	.007	.005	
9.0	.082	.055	.036	.071	.047	.031	.049	.033	.022	.029	.020	.013	.009	.006	.004	
10.0	.077	.050	.032	.067	.043	.028	.046	.030	.020	.027	.018	.012	.009	.006	.004	

C Range: 0 - 360DEG
 C Interval: 15.0DEG
 Test Speed: HIGH
 Temperature:25.3DEG
 Operators:Cao Chengpei
 Test Date:2016-06-23

γ Range: 0 - 90DEG
 γ Interval: 1.0DEG
 Test System:EVERFINE GO-2000B_V1 SYSTEM V2.0.288
 Humidity:53.0%
 Test Distance:5.850m [K=1.0000]
 Remarks:

UGR(Unified Glare Rating) Table

Test:U:220.6V I:0.0660A P:13.16W PF:0.9040 Lamp Flux:949.156x1 lm		
NAME: FA5-11W-830-24D Black	TYPE:Downlight	SERIAL No.:
SPEC.:3000K	DIM.: L153mm*W45mm*H60mm	
MFR.: NEKO LIGHTING AG		

ceiling/cavity	0.7	0.7	0.5	0.5	0.3	0.7	0.7	0.5	0.5	0.3
walls	0.5	0.3	0.5	0.3	0.3	0.5	0.3	0.5	0.3	0.3
working plane	0.2	0.2	0.2	0.2	0.2	0.2	0.2	0.2	0.2	0.2
Room dimensions	Viewed crosswise					Viewed endwise				
x = 2H y = 2H	4.5	5.1	4.7	5.2	5.4	4.8	5.4	5.0	5.6	5.7
3H	4.3	4.9	4.5	5.1	5.3	4.6	5.2	4.9	5.4	5.6
4H	4.2	4.8	4.5	5.0	5.2	4.6	5.1	4.8	5.3	5.5
6H	4.1	4.7	4.4	4.9	5.1	4.5	5.0	4.8	5.2	5.5
8H	4.1	4.6	4.4	4.9	5.1	4.4	4.9	4.7	5.2	5.4
12H	4.1	4.5	4.4	4.8	5.1	4.4	4.9	4.7	5.1	5.4
4H 2H	4.2	4.8	4.5	5.0	5.2	4.6	5.1	4.8	5.3	5.5
3H	4.1	4.5	4.4	4.8	5.1	4.4	4.9	4.7	5.1	5.4
4H	4.0	4.4	4.3	4.7	5.0	4.3	4.7	4.6	5.0	5.3
6H	3.9	4.3	4.2	4.6	4.9	4.2	4.6	4.6	4.9	5.3
8H	3.8	4.2	4.2	4.5	4.9	4.1	4.5	4.5	4.9	5.2
12H	3.8	4.1	4.2	4.5	4.8	4.1	4.4	4.5	4.8	5.2
8H 4H	3.8	4.2	4.2	4.5	4.9	4.1	4.5	4.5	4.9	5.2
6H	3.7	4.0	4.1	4.4	4.8	4.0	4.3	4.4	4.7	5.1
8H	3.6	3.9	4.1	4.3	4.8	4.0	4.2	4.4	4.7	5.1
12H	3.6	3.8	4.0	4.2	4.7	3.9	4.1	4.4	4.6	5.0
12H 4H	3.7	4.1	4.1	4.5	4.8	4.1	4.4	4.5	4.8	5.2
6H	3.6	3.9	4.1	4.3	4.8	4.0	4.2	4.4	4.7	5.1
8H	3.6	3.8	4.0	4.2	4.7	3.9	4.1	4.4	4.6	5.0
Variations with the observer position at spacings:										
S = 1.0H	+ 4.1 / - 9.4					+ 4.2 / - 9.8				
1.5H	+ 6.9 / - 9.6					+ 7.0 / -10.0				
2.0H	+ 0.2 / - 0.3					+ 0.5 / - 0.5				

CIE Pub.117 Corrected 949.2 lm Total Lamp Luminous Flux. (8log(F/F0) = -0.2)

C Range: 0 - 360DEG
 C Interval: 15.0DEG
 Test Speed: HIGH
 Temperature:25.3DEG
 Operators:Cao Chengpei
 Test Date:2016-06-23

γ Range: 0 - 90DEG
 γ Interval: 1.0DEG
 Test System:EVERFINE GO-2000B_V1 SYSTEM V2.0.288
 Humidity:53.0%
 Test Distance:5.850m [K=1.0000]
 Remarks:

UTILIZATION FACTORS TABLE

Test:U:220.6V I:0.0660A P:13.16W PF:0.9040 Lamp Flux:949.156x1 lm		
NAME: FA5-11W-830-24D Black	TYPE:Downlight	SERIAL No.:
SPEC.:3000K	DIM.: L153mm*W45mm*H60mm	
MFR.: NEKO LIGHTING AG		

REFLECTANCE										
Ceiling	0.8	0.8	0.8	0.7	0.7	0.7	0.5	0.5	0.5	0
Walls	0.7	0.5	0.3	0.7	0.5	0.3	0.7	0.5	0.3	0
Working plane	0.2	0.2	0.2	0.2	0.2	0.2	0.2	0.2	0.2	0
ROOM INDEX	UTILIZATION FACTORS(PERCENT) $k(RI) \times RCR = 5$									
k = 0.60	92	86	83	91	86	82	90	85	82	79
0.80	98	93	90	98	93	90	97	92	90	86
1.00	102	97	94	101	97	94	100	96	93	90
1.25	106	101	98	105	100	98	103	99	97	93
1.50	108	104	101	107	103	100	105	102	99	95
2.00	110	106	103	109	105	103	106	103	101	96
2.50	111	108	105	110	107	105	107	104	103	97
3.00	113	110	107	111	108	106	108	106	104	98
4.00	115	112	110	113	111	109	109	107	106	99
5.00	116	114	112	114	112	111	110	109	108	100
ROOM INDEX	UF(total)									Direct
According to DIN EN 13032-2 2004			Suspended				SHRNOM = 1.25			

C Range: 0 - 360DEG
 C Interval: 15.0DEG
 Test Speed: HIGH
 Temperature:25.3DEG
 Operators:Cao Chengpei
 Test Date:2016-06-23

γ Range: 0 - 90DEG
 γ Interval: 1.0DEG
 Test System:EVERFINE GO-2000B_V1 SYSTEM V2.0.288
 Humidity:53.0%
 Test Distance:5.850m [K=1.0000]
 Remarks:

ISOCANDELA DIAGRAM

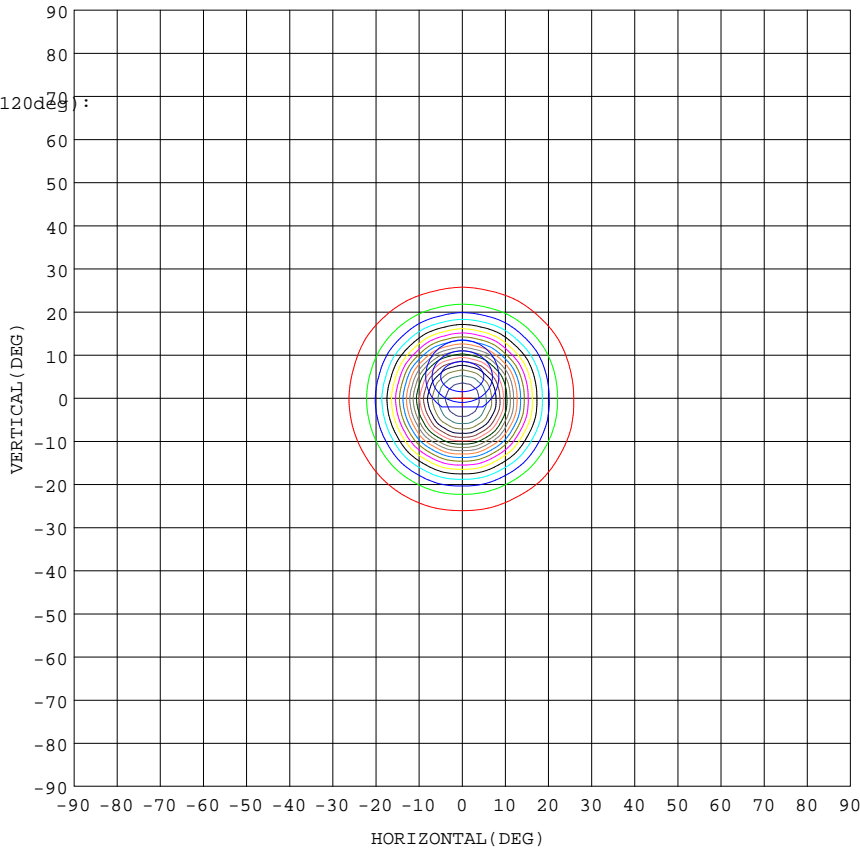
Test:U:220.6V I:0.0660A P:13.16W PF:0.9040 Lamp Flux:949.156x1 lm		
NAME: FA5-11W-830-24D Black	TYPE:Downlight	SERIAL No.:
SPEC.:3000K	DIM.: L153mm*W45mm*H60mm	
MFR.: NEKO LIGHTING AG		

Conical surface Flux(90deg):

948.8 lm
%lum = 100.0%
%lamp = 100.0%

Conical surface Flux(120deg):

948.96 lm
%lum = 100.0%
%lamp = 100.0%



1. AVG=3825, MIN=3283
2. AVG=3667, MIN=2619
3. AVG=3453, MIN=1934

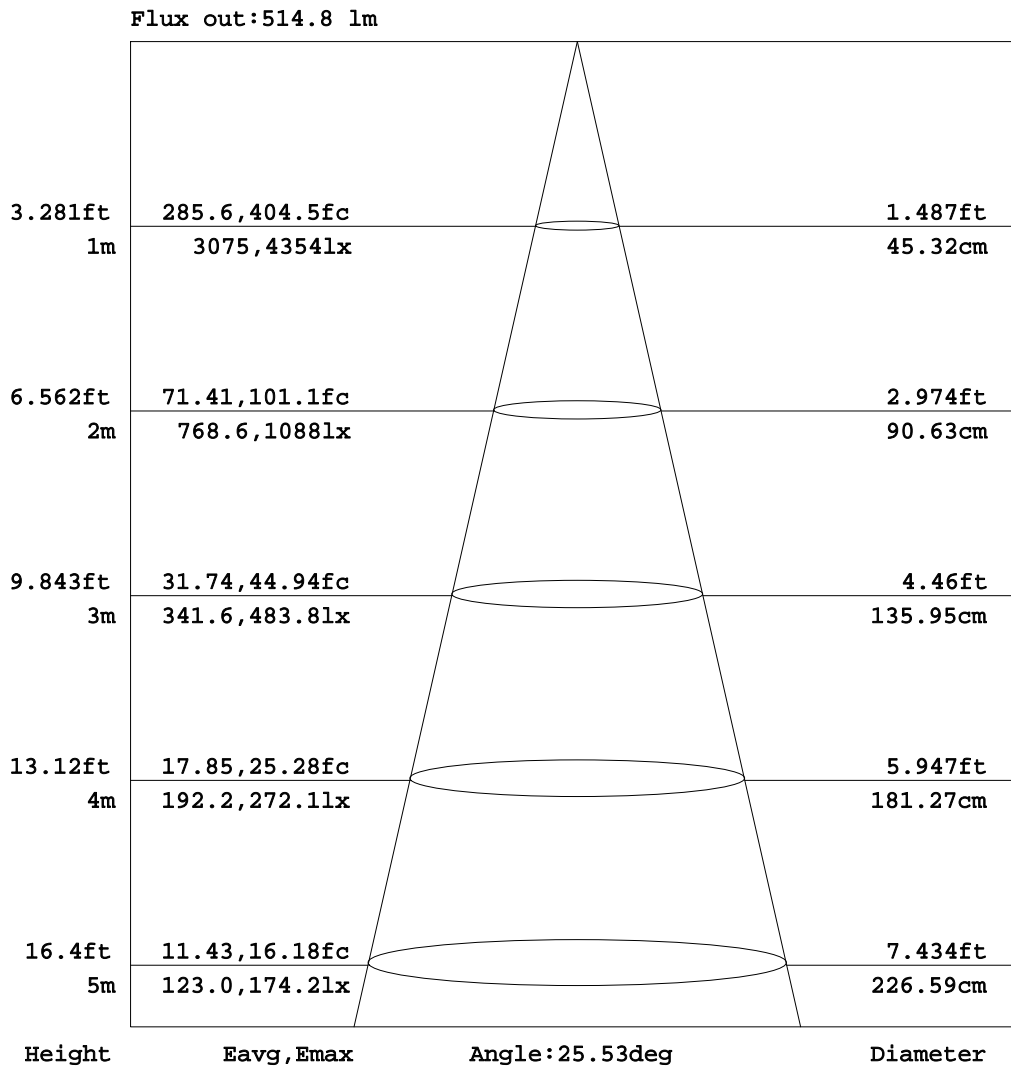
Imax: 4353 (H0.0, V0.0)
(At: C=15.0, Gamma=0.0)
UNIT: cd

C Range: 0 - 360DEG
C Interval: 15.0DEG
Test Speed: HIGH
Temperature: 25.3DEG
Operators: Cao Chengpei
Test Date: 2016-06-23

γ Range: 0 - 90DEG
γ Interval: 1.0DEG
Test System: EVERFINE GO-2000B_V1 SYSTEM V2.0.288
Humidity: 53.0%
Test Distance: 5.850m [K=1.0000]
Remarks:

AAI Figure

Test:U:220.6V I:0.0660A P:13.16W PF:0.9040 Lamp Flux:949.156x1 lm		
NAME: FA5-11W-830-24D Black	TYPE:Downlight	SERIAL No.:
SPEC.:3000K	DIM.: L153mm*W45mm*H60mm	
MFR.: NEKO LIGHTING AG		



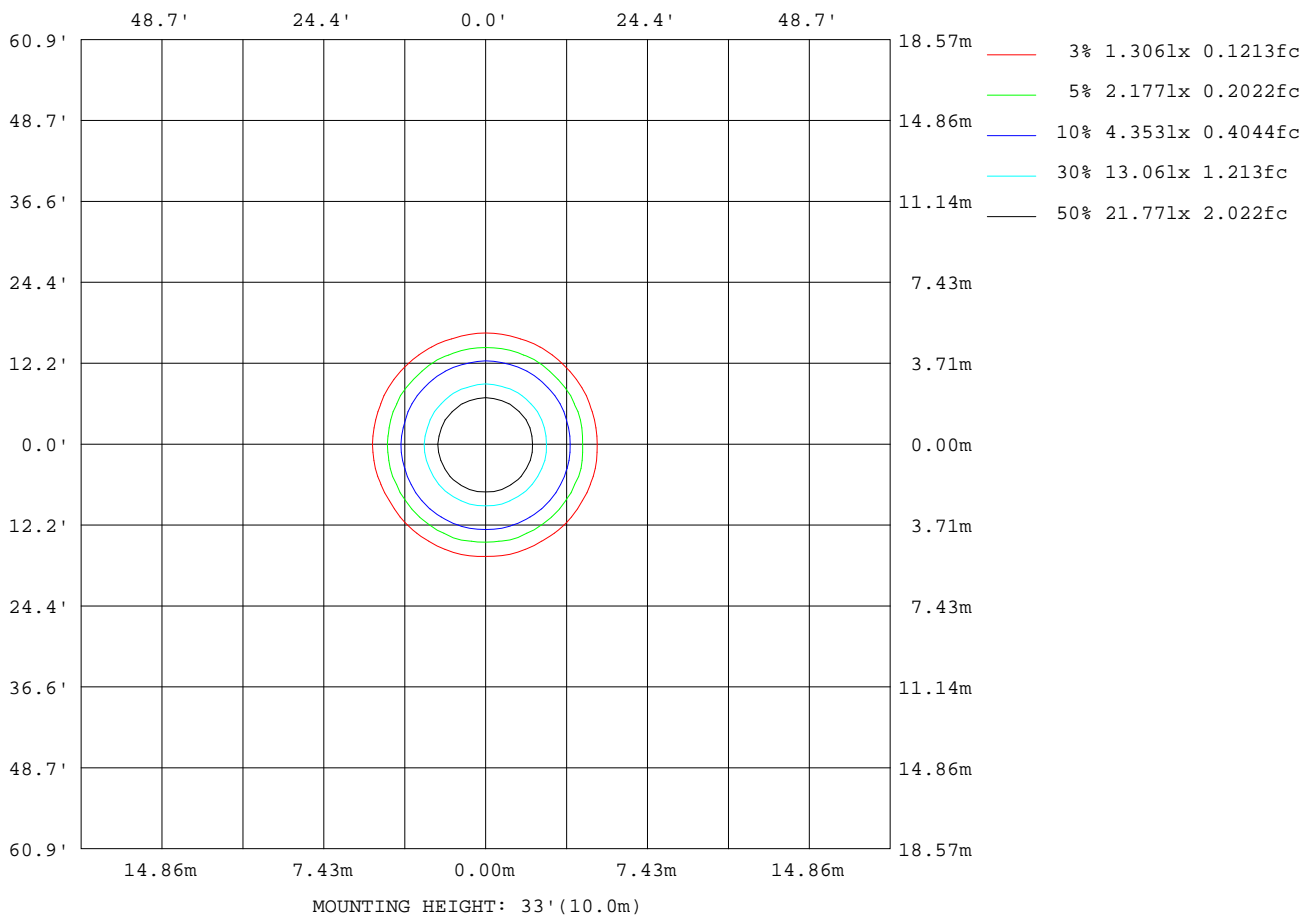
Note:The Curves indicate the illuminated area and the average illumination when the luminaire is at different distance.

C Range: 0 - 360DEG
C Interval: 15.0DEG
Test Speed: HIGH
Temperature:25.3DEG
Operators:Cao Chengpei
Test Date:2016-06-23

γ Range: 0 - 90DEG
γ Interval: 1.0DEG
Test System:EVERFINE GO-2000B_V1 SYSTEM V2.0.288
Humidity:53.0%
Test Distance:5.850m [K=1.0000]
Remarks:

ISOLUX DIAGRAM

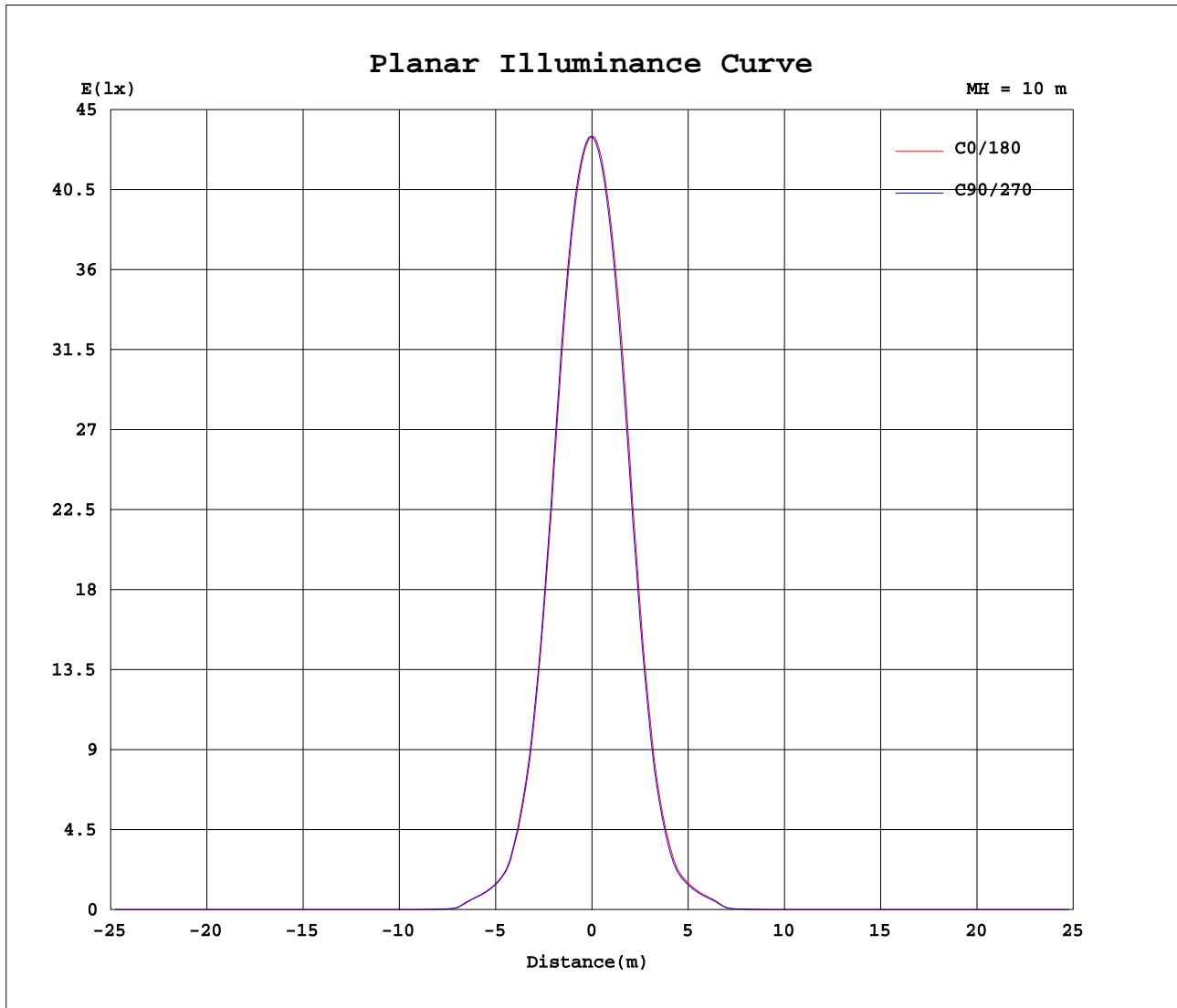
Test:U:220.6V I:0.0660A P:13.16W PF:0.9040 Lamp Flux:949.156x1 lm		
NAME: FA5-11W-830-24D Black	TYPE:Downlight	SERIAL No.:
SPEC.:3000K	DIM.: L153mm*W45mm*H60mm	
MFR.: NEKO LIGHTING AG		



C Range: 0 - 360DEG
C Interval: 15.0DEG
Test Speed: HIGH
Temperature:25.3DEG
Operators:Cao Chengpei
Test Date:2016-06-23

γ Range: 0 - 90DEG
γ Interval: 1.0DEG
Test System:EVERFINE GO-2000B_V1 SYSTEM V2.0.288
Humidity:53.0%
Test Distance:5.850m [K=1.0000]
Remarks:

Planar Illuminance Curve



C Range: 0 - 360DEG
 C Interval: 15.0DEG
 Test Speed: HIGH
 Temperature: 25.3DEG
 Operators: Cao Chengpei
 Test Date: 2016-06-23

γ Range: 0 - 90DEG
 γ Interval: 1.0DEG
 Test System: EVERFINE GO-2000B_V1 SYSTEM V2.0.288
 Humidity: 53.0%
 Test Distance: 5.850m [K=1.0000]
 Remarks:

Photometric Data Table [cd]

G/C	0.0	15.0	30.0	45.0	60.0	75.0	90.0	105.0	120.0	135.0
0.0	4353	4354	4353	4352	4353	4351	4351	4349	4350	4348
3.0	4218	4237	4231	4244	4242	4253	4245	4254	4244	4244
6.0	3847	3881	3882	3915	3905	3920	3897	3914	3892	3896
9.0	3198	3252	3241	3291	3270	3308	3284	3308	3266	3290
12.0	2363	2418	2407	2466	2439	2476	2437	2476	2446	2474
15.0	1587	1627	1608	1655	1635	1667	1637	1672	1644	1669
18.0	956.1	990.7	986.2	1021	1003	1020	1000	1025	1004	1019
21.0	546.2	572.1	574.4	593.0	578.7	586.1	570.6	589.4	579.6	584.9
24.0	285.5	293.4	290.3	299.8	294.5	300.2	294.9	303.1	298.6	301.4
27.0	185.7	191.6	190.2	193.8	190.2	193.9	191.6	195.8	193.5	192.2
30.0	124.9	130.0	129.1	132.7	129.4	131.6	129.3	132.9	131.7	129.0
33.0	68.51	74.11	73.63	77.29	74.84	77.35	75.65	77.15	74.25	72.37
36.0	11.83	12.54	12.48	13.06	12.21	12.36	11.78	12.16	11.73	11.72
39.0	5.642	5.932	6.062	6.307	5.935	5.884	5.668	5.670	5.680	5.849
42.0	0.5896	0.7957	0.7670	1.009	0.8173	1.022	0.7489	0.9757	0.8117	1.079
45.0	0.2243	0.2254	0.2350	0.2467	0.2499	0.2467	0.2414	0.2531	0.2541	0.2424
48.0	0.1620	0.1512	0.1684	0.1597	0.1791	0.1618	0.1684	0.1639	0.1770	0.1554
51.0	0.1343	0.1213	0.1385	0.1277	0.1449	0.1256	0.1364	0.1299	0.1429	0.1235
54.0	0.1151	0.1001	0.1172	0.1043	0.1215	0.1022	0.1193	0.1044	0.1215	0.0979
57.0	0.1044	0.0831	0.1023	0.0894	0.1087	0.0873	0.1023	0.0916	0.1066	0.0831
60.0	0.0937	0.0746	0.0916	0.0767	0.0938	0.0745	0.0959	0.0788	0.0959	0.0745
63.0	0.0852	0.0702	0.0873	0.0703	0.0873	0.0681	0.0852	0.0724	0.0874	0.0681
66.0	0.0788	0.0639	0.0788	0.0639	0.0810	0.0618	0.0810	0.0639	0.0810	0.0618
69.0	0.0767	0.0618	0.0746	0.0618	0.0767	0.0575	0.0746	0.0596	0.0767	0.0618
72.0	0.0703	0.0596	0.0703	0.0596	0.0703	0.0554	0.0745	0.0575	0.0703	0.0575
75.0	0.0661	0.0575	0.0682	0.0532	0.0682	0.0533	0.0660	0.0490	0.0682	0.0511
78.0	0.0639	0.0575	0.0660	0.0511	0.0597	0.0533	0.0576	0.0490	0.0597	0.0511
81.0	0.0639	0.0575	0.0660	0.0511	0.0512	0.0533	0.0511	0.0511	0.0533	0.0511
84.0	0.0618	0.0575	0.0575	0.0554	0.0511	0.0554	0.0511	0.0533	0.0511	0.0511
87.0	0.0618	0.0575	0.0554	0.0554	0.0511	0.0554	0.0511	0.0554	0.0511	0.0511
90.0	0.0618	0.0618	0.0554	0.0554	0.0511	0.0554	0.0511	0.0554	0.0511	0.0511
G/C	150.0	165.0	180.0	195.0	210.0	225.0	240.0	255.0	270.0	285.0
0.0	4348	4346	4353	4354	4353	4352	4353	4351	4351	4349
3.0	4221	4224	4231	4206	4207	4193	4199	4183	4191	4185
6.0	3857	3854	3866	3830	3839	3807	3818	3781	3799	3782
9.0	3239	3249	3267	3206	3231	3169	3187	3137	3164	3133
12.0	2423	2430	2438	2377	2399	2342	2359	2307	2339	2303
15.0	1621	1624	1630	1571	1588	1539	1564	1522	1553	1533
18.0	979.4	974.1	975.3	934.8	948.1	915.9	922.2	893.0	914.8	909.7
21.0	560.7	555.6	554.7	533.5	543.3	522.0	526.7	511.0	517.1	519.8
24.0	290.3	294.5	297.4	287.5	289.2	279.2	280.1	271.9	277.1	274.8
27.0	187.1	193.7	197.6	191.1	193.1	187.0	185.4	181.2	183.9	182.4
30.0	125.2	131.1	133.9	130.4	131.8	127.3	126.5	121.9	123.6	121.4
33.0	69.08	72.51	77.30	72.06	76.73	69.91	70.32	64.44	68.56	64.44
36.0	10.33	9.598	9.696	9.462	10.80	11.04	11.52	11.19	11.51	11.19
39.0	5.282	4.604	4.579	4.576	5.480	5.790	5.975	5.644	5.785	5.363
42.0	0.8147	0.8254	1.039	0.6981	0.8896	0.6719	0.7081	0.5064	0.5221	0.4829
45.0	0.2371	0.2339	0.2231	0.2284	0.2339	0.2412	0.2275	0.2156	0.1977	0.2049
48.0	0.1642	0.1511	0.1405	0.1599	0.1554	0.1748	0.1532	0.1556	0.1362	0.1513
51.0	0.1364	0.1213	0.1107	0.1301	0.1213	0.1428	0.1192	0.1257	0.1064	0.1236
54.0	0.1151	0.1001	0.0916	0.1130	0.0980	0.1194	0.1000	0.1087	0.0894	0.1087
57.0	0.1044	0.0852	0.0767	0.1002	0.0851	0.1087	0.0851	0.0938	0.0767	0.0980
60.0	0.0896	0.0746	0.0703	0.0916	0.0724	0.0959	0.0703	0.0873	0.0681	0.0874
63.0	0.0853	0.0703	0.0639	0.0852	0.0639	0.0852	0.0618	0.0810	0.0597	0.0810
66.0	0.0789	0.0639	0.0575	0.0788	0.0596	0.0788	0.0638	0.0724	0.0575	0.0725
69.0	0.0746	0.0618	0.0575	0.0746	0.0533	0.0746	0.0553	0.0682	0.0532	0.0682
72.0	0.0725	0.0575	0.0575	0.0682	0.0533	0.0703	0.0511	0.0618	0.0511	0.0639
75.0	0.0703	0.0533	0.0575	0.0661	0.0533	0.0639	0.0511	0.0575	0.0511	0.0618
78.0	0.0639	0.0533	0.0575	0.0660	0.0533	0.0639	0.0511	0.0554	0.0511	0.0576
81.0	0.0576	0.0533	0.0575	0.0660	0.0533	0.0575	0.0511	0.0511	0.0511	0.0533
84.0	0.0575	0.0533	0.0575	0.0618	0.0533	0.0512	0.0511	0.0511	0.0511	0.0533
87.0	0.0511	0.0533	0.0575	0.0554	0.0533	0.0511	0.0511	0.0511	0.0511	0.0533
90.0	0.0511	0.0533	0.0575	0.0554	0.0533	0.0511	0.0511	0.0511	0.0511	0.0533
G/C	300.0	315.0	330.0	345.0						
0.0	4350	4348	4348	4346						
3.0	4206	4200	4213	4212						
6.0	3819	3814	3852	3842						
9.0	3182	3162	3211	3200						
12.0	2360	2349	2401	2378						
15.0	1591	1572	1618	1600						
18.0	951.9	951.4	984.7	969.5						
21.0	540.8	537.9	563.3	551.8						

C Range: 0 - 360DEG

C Interval: 15.0DEG

Test Speed: HIGH

Temperature: 25.3DEG

Operators: Cao Chengpei

Test Date: 2016-06-23

γ Range: 0 - 90DEG

γ Interval: 1.0DEG

Test System: EVERFINE GO-2000B_V1 SYSTEM V2.0.288

Humidity: 53.0%

Test Distance: 5.850m [K=1.0000]

Remarks:

Photometric Data Table [cd]

24.0	284.9	282.6	287.2	284.4
27.0	186.3	184.2	187.6	185.4
30.0	126.2	124.3	126.6	125.0
33.0	69.14	67.11	71.86	69.04
36.0	11.84	11.72	12.20	11.96
39.0	5.617	5.601	5.922	5.629
42.0	0.5878	0.5645	0.7882	0.6597
45.0	0.2190	0.2284	0.2296	0.2242
48.0	0.1511	0.1684	0.1554	0.1641
51.0	0.1213	0.1364	0.1234	0.1343
54.0	0.0979	0.1172	0.1022	0.1151
57.0	0.0831	0.1044	0.0831	0.1044
60.0	0.0703	0.0916	0.0724	0.0916
63.0	0.0660	0.0853	0.0660	0.0831
66.0	0.0596	0.0788	0.0596	0.0788
69.0	0.0575	0.0724	0.0575	0.0724
72.0	0.0511	0.0682	0.0554	0.0703
75.0	0.0490	0.0661	0.0533	0.0682
78.0	0.0490	0.0639	0.0533	0.0661
81.0	0.0490	0.0597	0.0533	0.0639
84.0	0.0511	0.0554	0.0533	0.0618
87.0	0.0511	0.0533	0.0533	0.0554
90.0	0.0533	0.0533	0.0533	0.0554

C Range: 0 - 360DEG
 C Interval: 15.0DEG
 Test Speed: HIGH
 Temperature: 25.3DEG
 Operators: Cao Chengpei
 Test Date: 2016-06-23

γ Range: 0 - 90DEG
 γ Interval: 1.0DEG
 Test System: EVERFINE GO-2000B_V1 SYSTEM V2.0.288
 Humidity: 53.0%
 Test Distance: 5.850m [K=1.0000]
 Remarks: