


# Datasheet

## FL1200-WW1200

Manufacture: NEKO LIGHTING AG

Type: FUSION Linear System FL1200(P)F-WW1200-22W-927-WN



### General

- Indoor
- Linear System
- Pendant installation
- Version: square
- Housing: white
- Reflector: matte
- IP 20

### LED

- 2700K
- CRI 90
- LED Output: 3000lm
- System Output: 1500lm
- 50000h@L80B10
- SDCM: 3



### Optics

- Beam angle: Wall Washer

### Electric

- LED Driver: ON-OFF
- LED Power: 22W
- System Power: 26W
- 46V
- 500mA

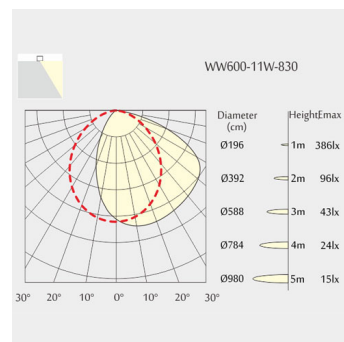
### Dimensions

- Measurement: 1200mm x 50mm
- Height: 95mm


### Description

FUSION linear profile with Wall Washer (WW1200) insert and ON-OFF driver as pendant installation; white profile channel (RAL 9016) and matte reflector; LED 22W; measurement 1200mm x 50mm; CCT 2700K with an LED Output of 3000lm; high colour rendering at an index of CRI90; after a lifetime of 50000h min. 80% of the luminous flux with energy efficient SAMSUNG LED Chips; 5 years warranty; lighting perfectly suitable for a wide illumination of wall surfaces to allow homogeneous light distribution; degree of housing protection according to DIN EN 60529 (IP20)

### Light distribution



### Technical drawing



CB

CE

RoHS



Driver



The technical data represent rated values for an ambient temperature of 25°C. The data values for the luminous flux are initially subject to a tolerance of +/- 10%, those for the electrical connected load are initially subject to a tolerance of +/- 10%, and those for the colour temperature are initially subject to a tolerance of +/- 150 K. No liability is assumed for typographical or printing errors. The general terms and conditions of NEKO Lighting AG apply.