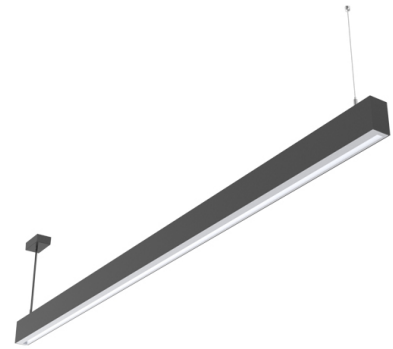


Datasheet

FL1200-WW1200

Manufacture: NEKO LIGHTING AG

Type: FUSION Linear System FL1200(P)D-WW1200-22W-930-BN



General

- Indoor
- Linear System
- Pendant installation
- Version: square
- Housing: black
- Reflector: matte
- IP 20

LED

- 3000K
- CRI 90
- LED Output: 3200lm
- System Output: 1600lm
- 50000h@L80B10
- SDCM: 3

SAMSUNG

Optics

- Beam angle: Wall Washer

Electric

- LED Driver: DALI Dim
- LED Power: 22W
- System Power: 26W
- 46V
- 500mA

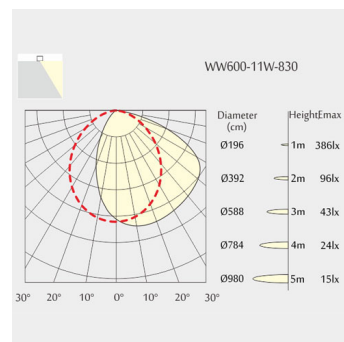
Dimensions

- Measurement: 1200mm x 50mm
- Height: 95mm


Description

FUSION linear profile with Wall Washer (WW1200) insert and DALI Dim driver as pendant installation; black profile channel (RAL 9005) and matte reflector; LED 22W; measurement 1200mm x 50mm; CCT 3000K with an LED Output of 3200lm; high colour rendering at an index of CRI90; after a lifetime of 50000h min. 80% of the luminous flux with energy efficient SAMSUNG LED Chips; 5 years warranty; lighting perfectly suitable for a wide illumination of wall surfaces to allow homogeneous light distribution; degree of housing protection according to DIN EN 60529 (IP20)

Light distribution



Technical drawing



CB

CE

RoHS



Driver



The technical data represent rated values for an ambient temperature of 25°C. The data values for the luminous flux are initially subject to a tolerance of +/- 10%, those for the electrical connected load are initially subject to a tolerance of +/- 10%, and those for the colour temperature are initially subject to a tolerance of +/- 150 K. No liability is assumed for typographical or printing errors. The general terms and conditions of NEKO Lighting AG apply.